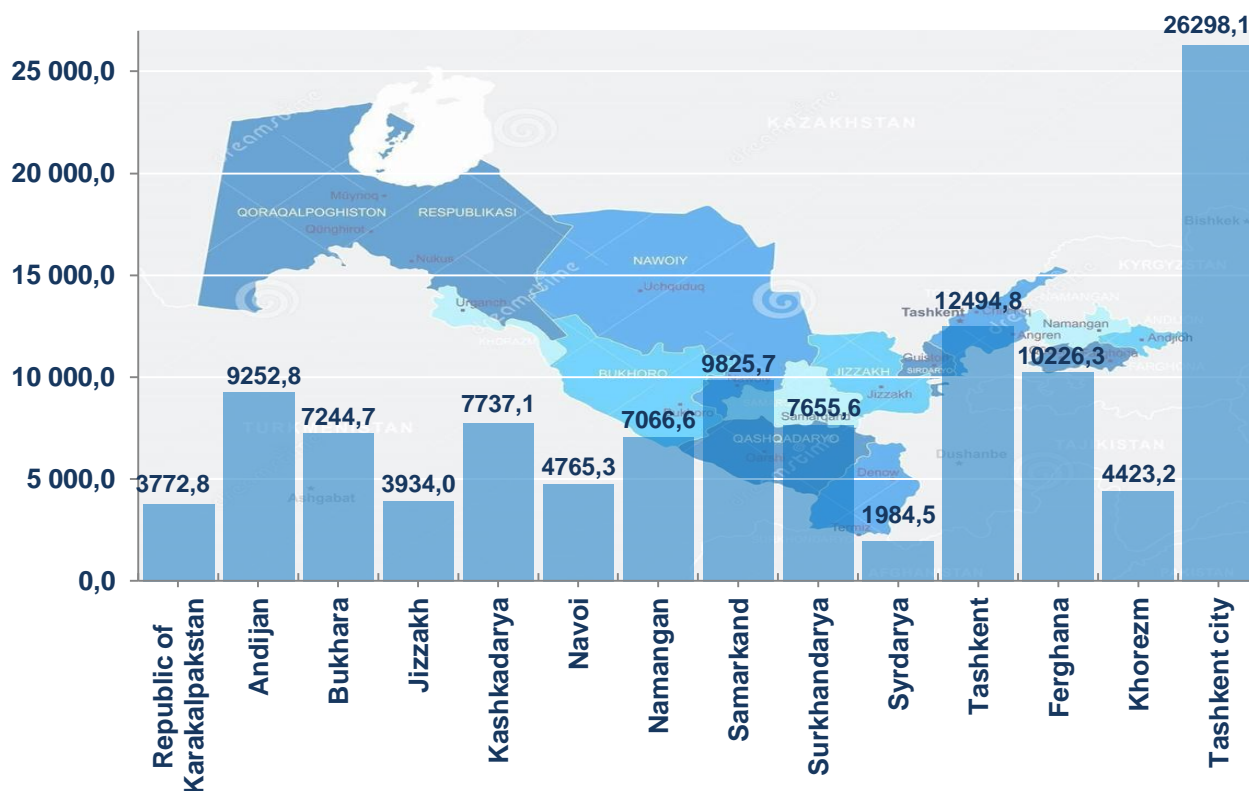


RETAIL TRADE REPUBLIC OF UZBEKISTAN (January-November 2018)

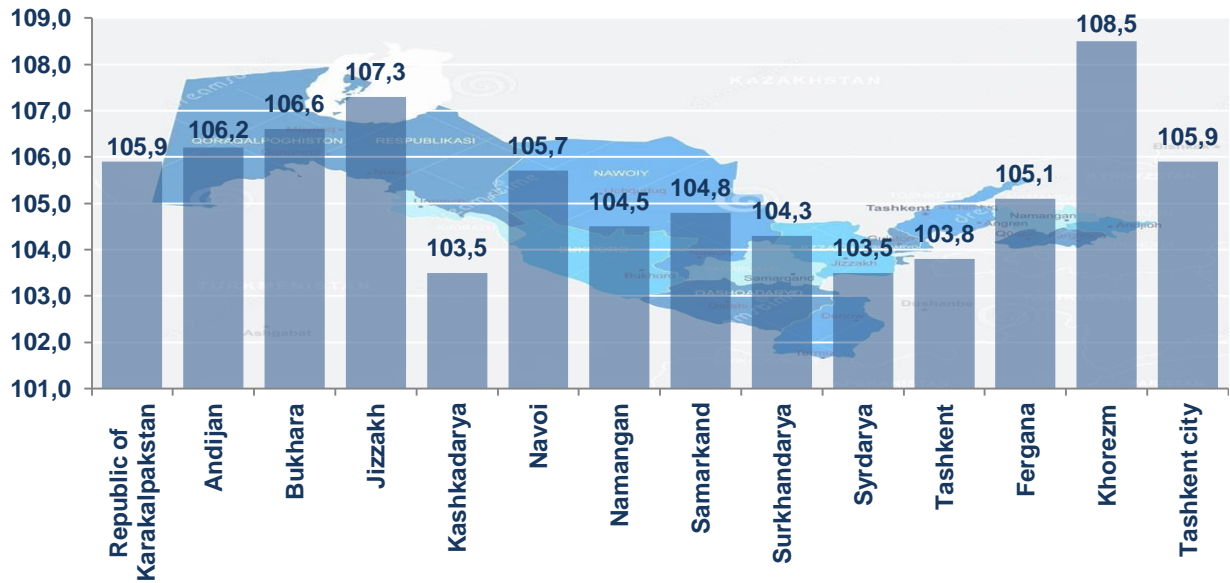
Retail trade turnover in January-November of the current year amounted to 116681.5 billion soums and increased, as compared with the same period last year, by 5.3 %, as well as the turnover of large enterprises amounted to 15742.2 billion soums (growth rates 23.4 %), small businesses - 100939.2 billion soums (growth rate 3.0 %). Of the total turnover of small business, the sale of goods in unorganized trade amounted to 14 311.6 billion soums (compared to the same period last year, a decrease of 1.7 %).

The volume of retail trade turnover by region (billion soums)



In all regions of the republic, an increase in retail sales was observed, compared with the same period last year. At the same time, relatively high growth rates were observed in the Khorezm, Jizzakh, Bukhara and Andijan regions

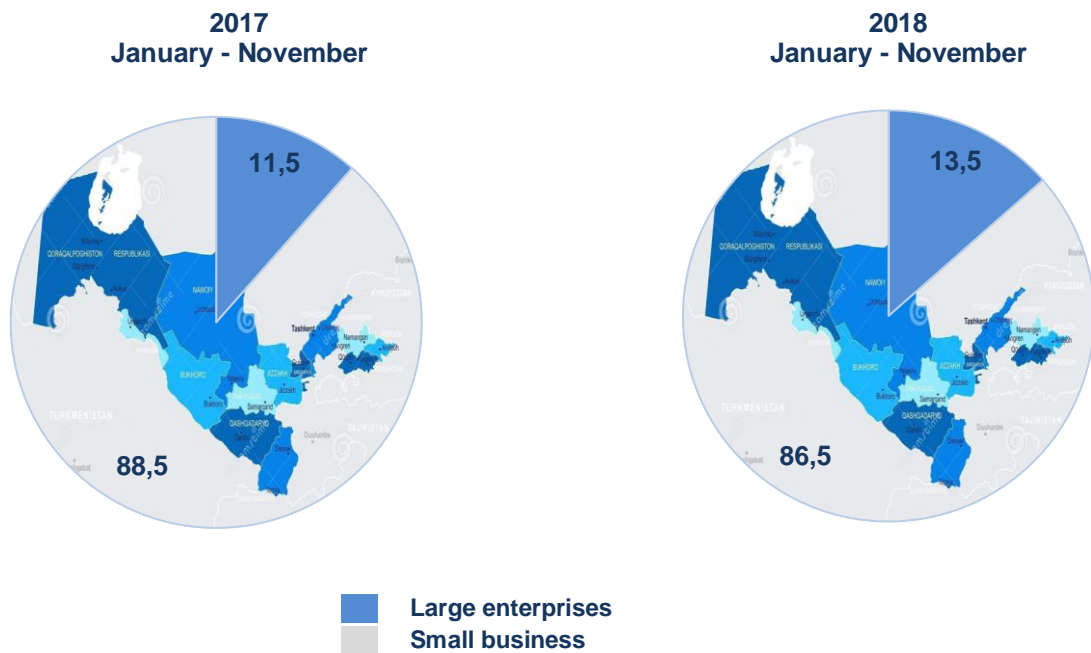
Retail turnover growth rate, %



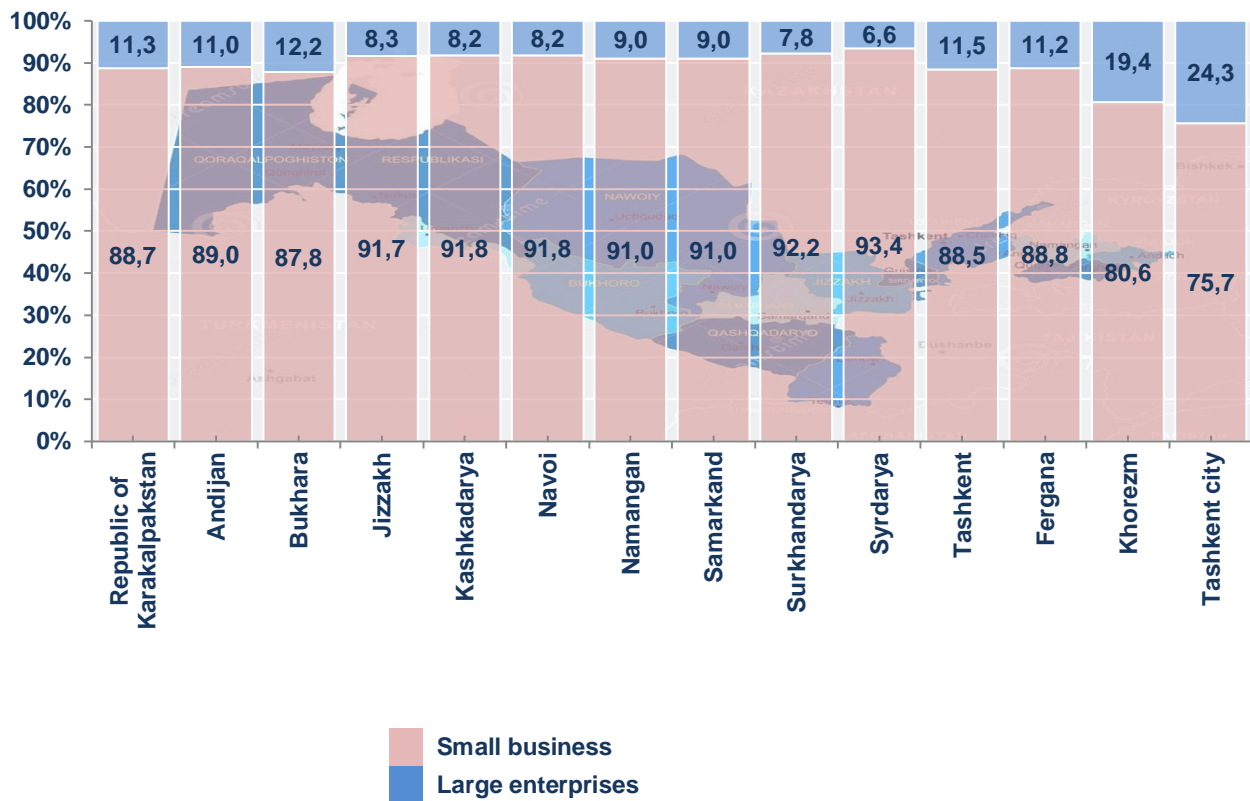
In the structure of retail trade turnover, the volume of commodity turnover of large enterprises increased, compared to the same period last year, by 24.4 % and reached 15742.2 billion soums, which is 13.5 % of total sales.

Retail trade turnover of small businesses, according to statistical calculations, amounted to 100939.2 billion soums and, compared with the same period last year, increased by 3.0 %. The share of this sector in the republic in the retail trade turnover reached 86.5 %.

Retail turnover structure, %



The share of large enterprises and small businesses in the retail trade turnover, in %



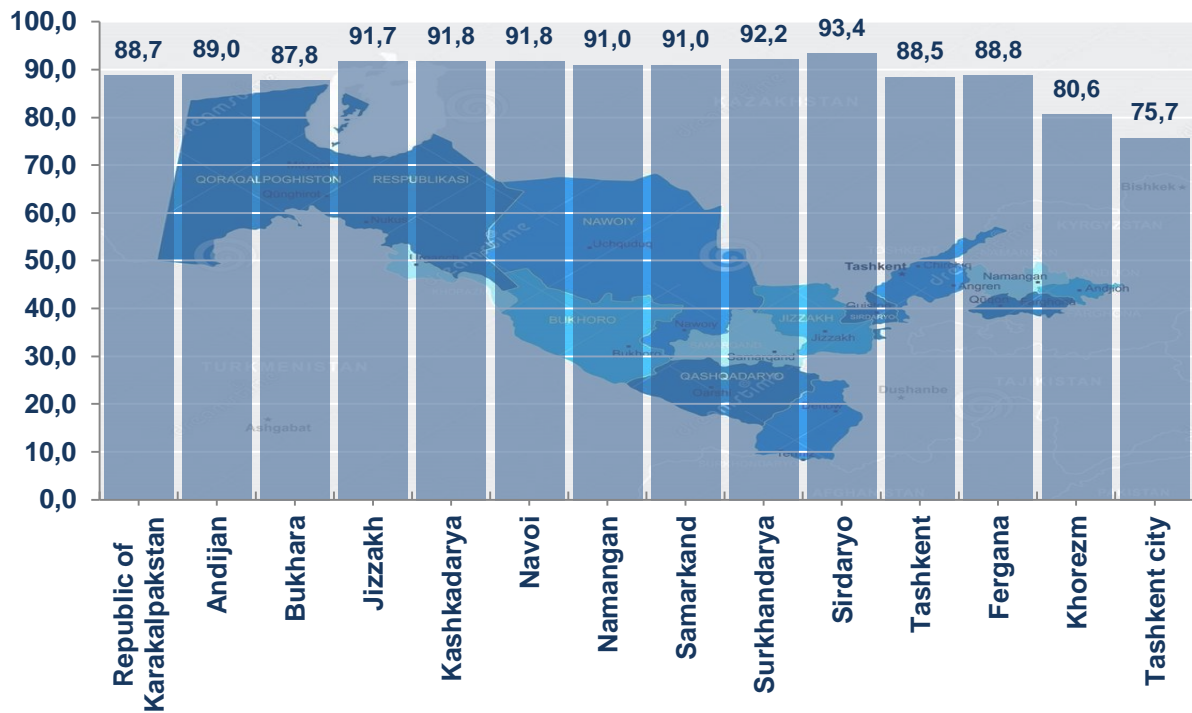
In comparison with other regions, this indicator was higher in Syrdarya (93.5 %), Surkhandarya (92.0 %), Navoi (91.9 %), Jizzakh (91.7 %), Kashkadarya (91.4 %) and Namangan (91.4 %) regions.

In the structure of retail trade, the share of turnover of large enterprises is 13.4 % of total sales, while the major share of large enterprises was observed in the Tashkent city (23.9 %), Khorezm (18.9 %) and Bukhara (12.1 %) regions.

The volume of large enterprises and small businesses in the retail trade turnover

	Large enterprises (billion soums)	Compared with the previous year, %	Small business (billion soums)	Compared with the previous year, %
The Republic of Uzbekistan	15742,2	123,4	100939,2	103,0
Republic of Karakalpakstan	424,9	139,4	3348,0	102,8
<i>regions:</i>				
Andijan	1014,9	144,2	8237,8	102,9
Bukhara	882,9	142,3	6361,8	103,0
Jizzakh	328,4	161,2	3605,6	104,1
Kashkadarya	635,2	121,8	7101,8	102,1
Navoi	392,5	153,1	4372,8	102,9
Namangan	634,6	107,9	6432,0	104,1
Samarkand	880,2	134,8	8945,5	102,5
Surkhandarya	596,1	104,5	7059,6	104,3
Syrdarya	131,4	87,2	1853,1	104,9
Tashkent	1437,5	108,2	11057,3	103,3
Fergana	1145,6	138,2	9080,8	102,0
Khorezm	858,5	161,9	3564,7	100,6
Tashkent city	6379,7	115,5	19918,5	103,1

The share of small businesses by region in the retail trade turnover, %



Retail trade turnover per capita in all regions of the country increased, compared with the same period last year. This indicator, in comparison with other regions, was more in Tashkent city (10598.1 thousand soums), Navoi (4943.8 thousand soums) and Tashkent regions (4346.5 thousand soums). This can be explained by the location of large commercial and industrial enterprises in these regions.

Retail trade turnover per capita in the republic in January-November 2018 averaged 3 549.7 thousand soums (compared with the same period last year increased by 3.5 %). This indicator in the context of the regions of the republic is attached below:

Retail trade turnover per capita

	Thousand soums	Compared with the previous year, %
The Republic of Uzbekistan	3 549,7	103,5
Republic of Karakalpakstan	2 037,5	104,4
<i>regions:</i>		
Andijan	3 052,6	104,5
Bukhara	3 852,3	105,0
Jizzakh	2 947,0	105,3
Kashkadarya	2 439,3	101,5
Navoi	4 943,8	104,0
Namangan	2 599,3	102,6
Samarkand	2 621,0	102,7
Surkhandarya	3 020,8	102,1
Syrdarya	2 417,4	101,9
Tashkent	4 346,5	102,6
Fergana	2 807,2	103,5
Khorezm	2 436,9	106,8
Tashkent city	10 598,1	104,1

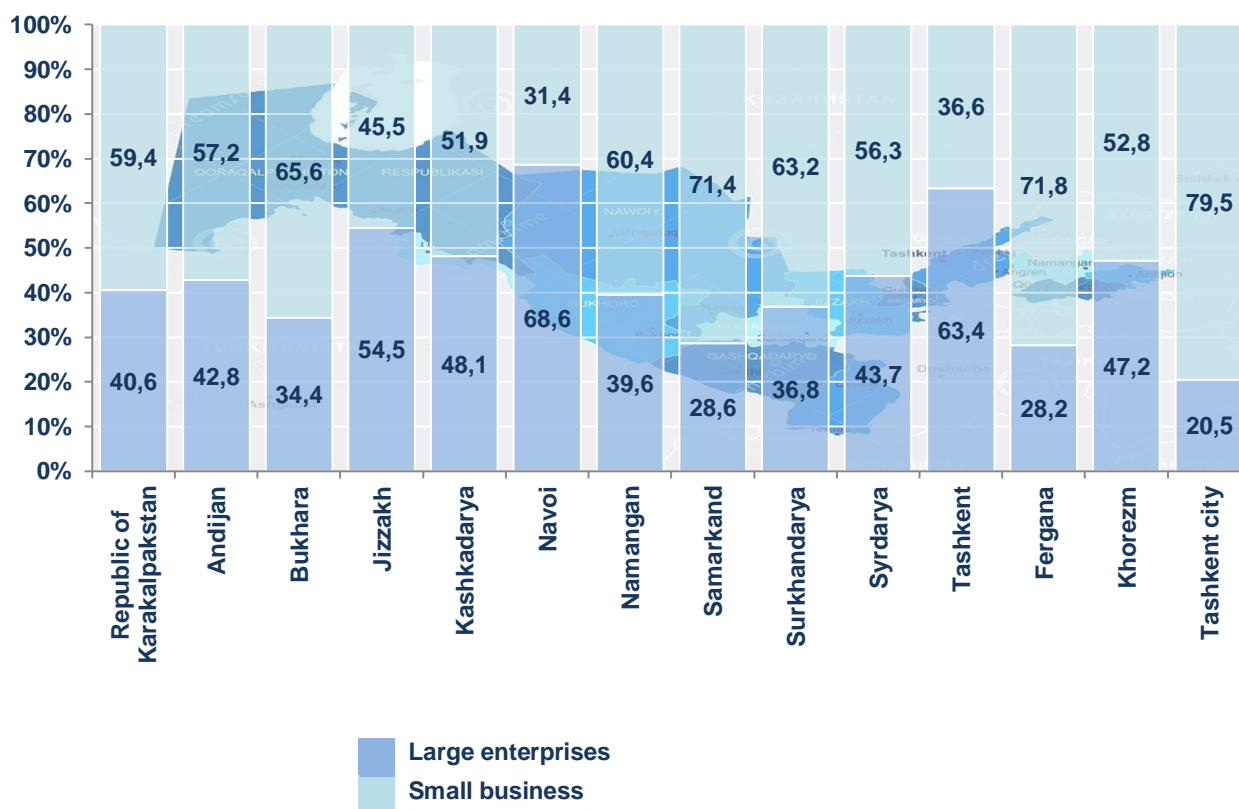
In the past period of 2018, the share of trade in catering enterprises in the structure of retail trade turnover was 2.8 %, reaching 3251.4 billion soums and having increased, compared to the same period last year, by 2.9 %. Of these, 85.3 % of trade turnover falls to the share of small businesses.

Wholesale trade turnover in the Republic of Uzbekistan (January-November 2018)

In January-November 2018, the volume of wholesale trade amounted to 47 963.9 billion soums, compared with the level of the same period last year, growth reached 5.6%.

The turnover of wholesale trade of small businesses, according to statistical calculations, amounted to 31659.8 billion soums and, compared to the same period last year, increased by 5.6 %. The share of this sector in the republic in the wholesale trade turnover is 66.0 %. This indicator, in comparison with other regions, was higher in the Tashkent city (79.5 %), Fergana (71.8 %) and Samarkand (70.2 %) regions.

The share of large small enterprises and microfirms in the wholesale trade turnover, %

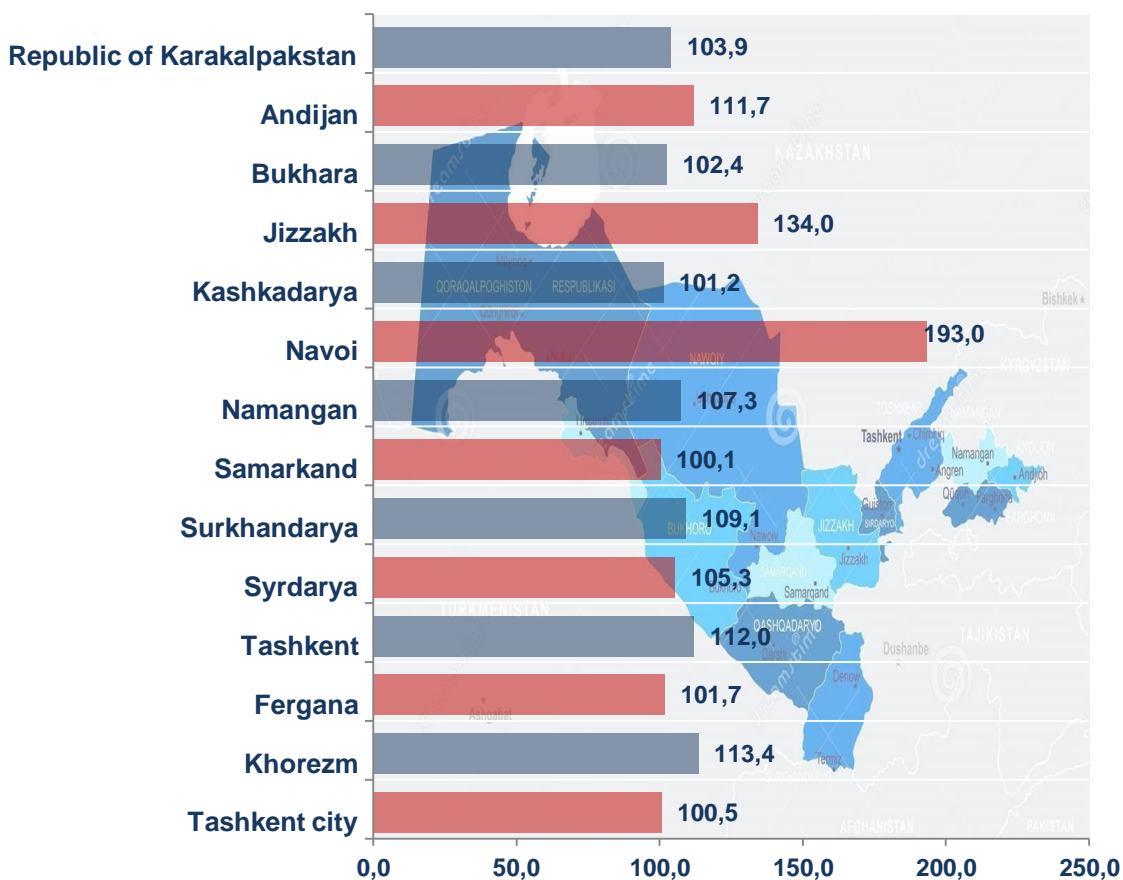


In the structure of the wholesale trade turnover, the share of turnover of large enterprises is 34.0 % of the total sales, while the main share of large enterprises was observed in Kashkadarya (68.6 %), Syrdarya (63.4 %) and Bukhara (54.5 %) regions .

The volume of wholesale trade in the regions

	Total (billion soums)	Compared with the previous year, %	Large enterprises (billion soums)	Compared with the previous year, %	Small business (billion soums)	Compared with the previous year, %
The Republic of Uzbekistan	47 963,9	105,6	16 304,1	111,4	31 659,8	102,8
Republic of Karakalpakstan	1 022,1	103,9	414,7	95,9	607,4	110,3
<i>regions:</i>						
Andijan	1 570,8	111,7	672,9	112,5	897,9	111,2
Bukhara	1 824,0	102,4	627,8	88,3	1 196,2	111,8
Jizzakh	1 047,5	134,0	571,2	257,1	476,3	85,1
Kashkadarya	2 047,8	101,2	984,5	94,3	1 063,3	108,6
Navoi	1 497,9	193,0	1 026,8	336,6	471,0	100,0
Namangan	1 773,3	107,3	701,4	124,6	1 071,9	98,3
Samarkand	3 532,5	100,1	1 010,7	94,5	2 521,8	102,5
Surkhandarya	1 848,8	109,1	681,2	117,6	1 167,5	104,7
Syrdarya	1 035,8	105,3	452,6	103,2	583,2	107,0
Tashkent	5 463,2	112,0	3 461,2	114,5	2 002,0	108,0
Fergana	2 696,2	101,7	761,2	107,5	1 935,0	99,6
Khorezm	1 123,8	113,4	530,7	135,2	593,1	99,1
Tashkent city	21 480,3	100,5	4 407,2	96,7	17 073,1	101,6

Growth rates of wholesale trade by region (%)



The lowest growth rates, as compared with the previous year, in the volume of wholesale turnover were observed in the Samarkand region (101.1 %).

Department of foreign economic
activity and trade
Tel.: 71-230-80-42 (43)