



The State Committee of the Republic of Uzbekistan on Statistics

Construction works for January-December 2018



The volume of construction work reached
- 47260.7 billion soums

The share of large constructors amounted to
- 33,4 %

The share of small enterprises and microfirms is equal - 39,2 %

The share of informal sector was
- 27,4 %

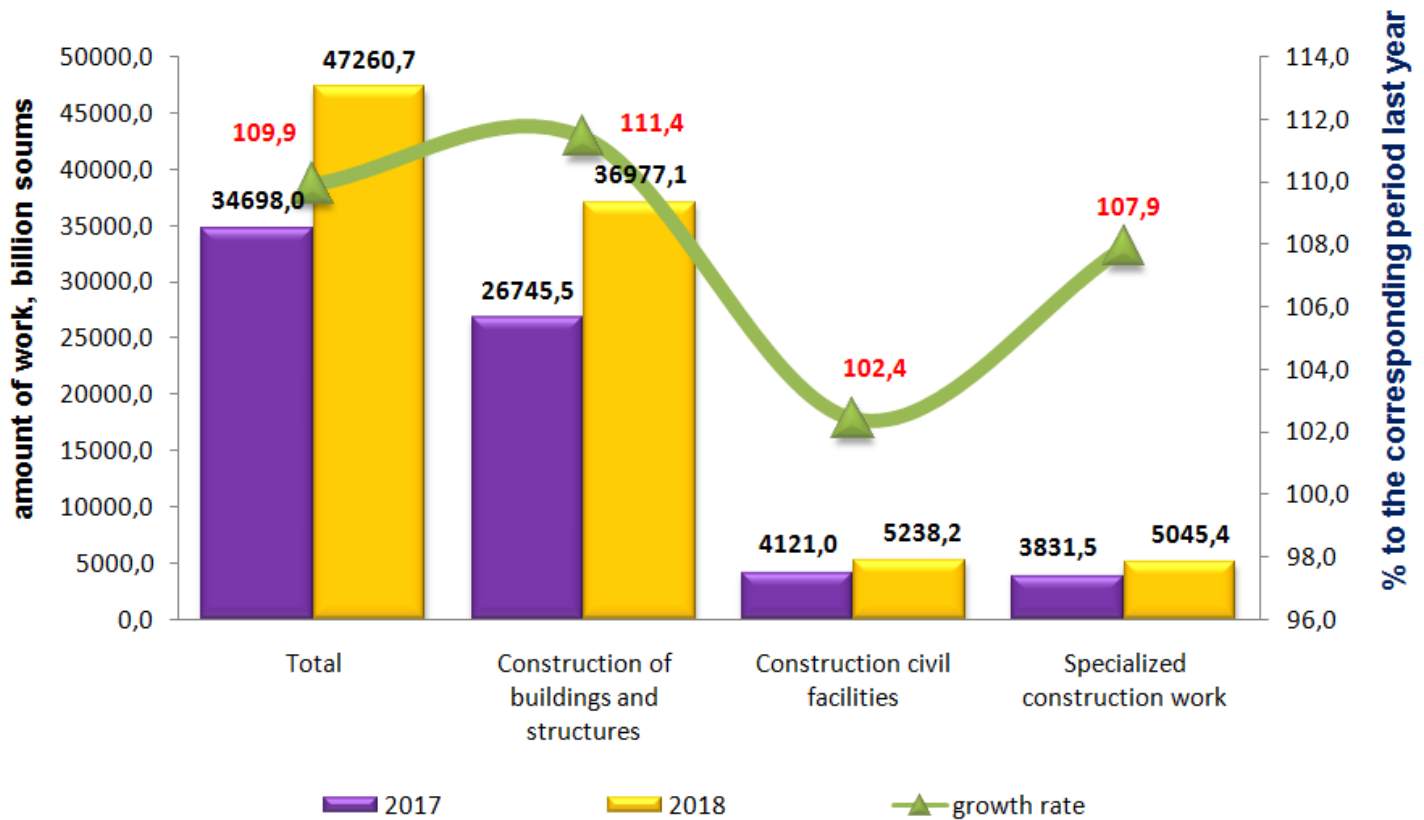
Construction activity in Uzbekistan is one of the most important sectors of the economy and one of the most attractive areas of investment. The volume of construction works for January-December this year amounted to 47260.7 billion soums. The growth rate to the corresponding period last year reached 109.9 %.

The volume of construction works performed by large construction contractors amounted to 15802.4 billion soums, or 105.5 % of the corresponding period last year, the share in the total volume of construction works reached 33.4 %.

The volume of construction works performed by small enterprises and micro firms amounted to 18536.1 billion soums, or 39.2 % of the total volume of construction works, the growth rate - 117.2 %. The share of the informal sector was 27.4 %, or 12922.2 billion soums, the growth rate was 105.5 %.



Construction work by activity in January-December



The main part of construction works by types of economic activity was performed at the expense of construction at the expense of design works, residential buildings and non-residential premises. Their share in the total volume of construction works amounted to 78.2 % and increased by 1.1 percentage points compared to the same period last year.

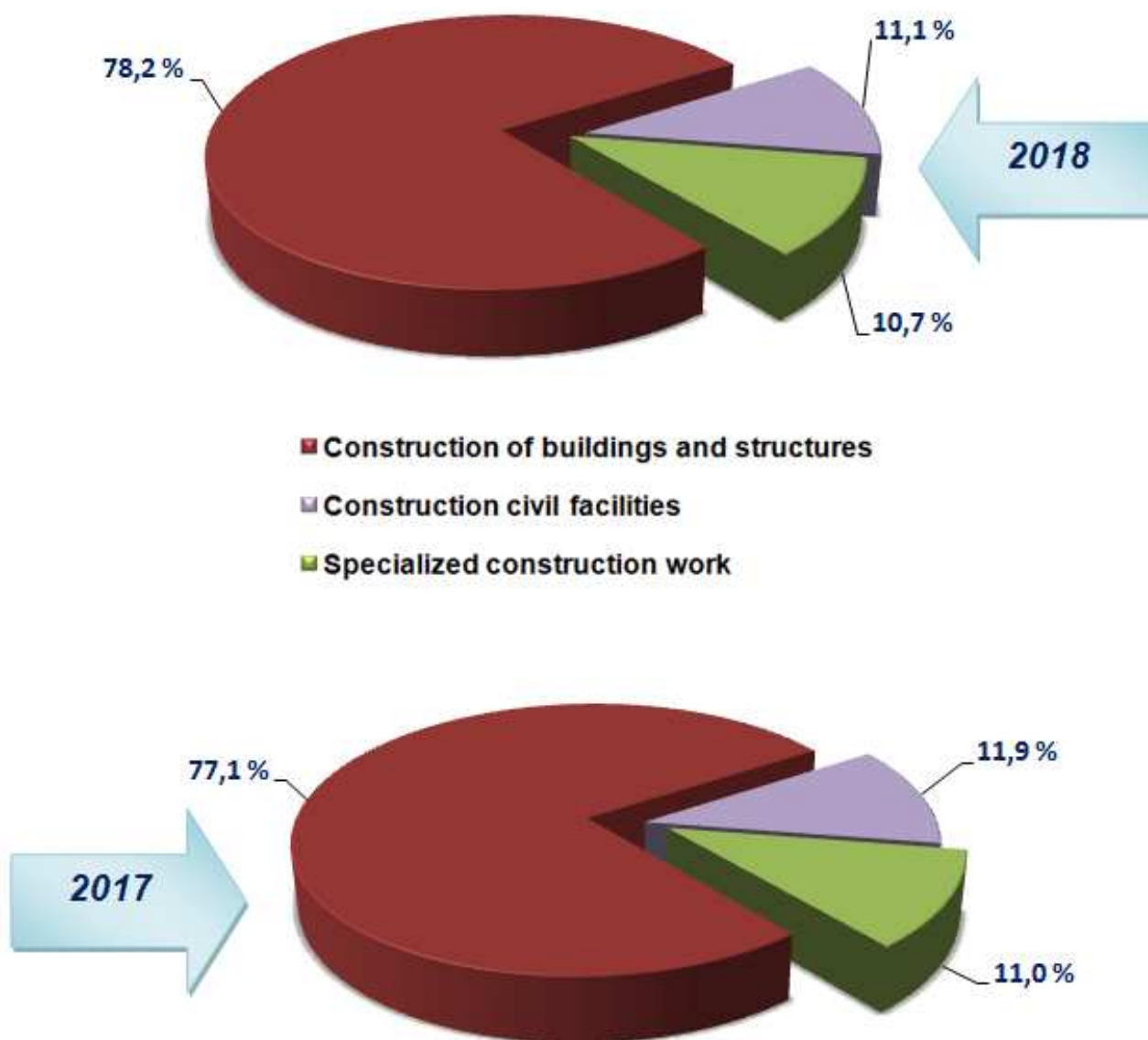


The share in the volume of construction works for such economic activity as construction of civil facilities amounted to 11.1 % and decreased by 0.8 percentage points compared to the same period last year.

The share of specialized construction works amounted to 10.7 % and decreased by 0.3 percentage points compared to the same period last year.



Construction work by type of activity



The share in the volume of construction works for such economic activity as construction of buildings and structures performed by large contractors amounted to 31.8 % and compared to the same period last year increased by 0.8 percentage points.

Accordingly, the share of small enterprises and microfirms was 33.9 % (an increase of 0.9 percentage points), the share of the informal sector - 37.2 % (a decrease of 1.7 percentage points).

Construction works by activities In January – December 2018

Construction of buildings and facilities

- Large contracting organizations- 31,8 %
- Small enterprises and microfirms- 33,9 %
- Informal sector- 34,3 %

Construction of civil engineering projects

- Large contracting organizations- 51,7%
- Small enterprises and microfirms- 43,9 %
- Informal sector- 4,4 %

Specialized construction work

- Large contracting organizations- 26,9 %
- Small enterprises and microfirms- 73,1 %

The share of large contractors in the type of economic activity construction of civil engineering was 51.7 % and compared to the same period last year, this figure increased by 0.2 percentage points. Accordingly, the share of small enterprises and micro - firms was 43.9 % (decrease by 0.4 percentage points), the informal sector - 4.4 % (increase by 0.2 percentage points).

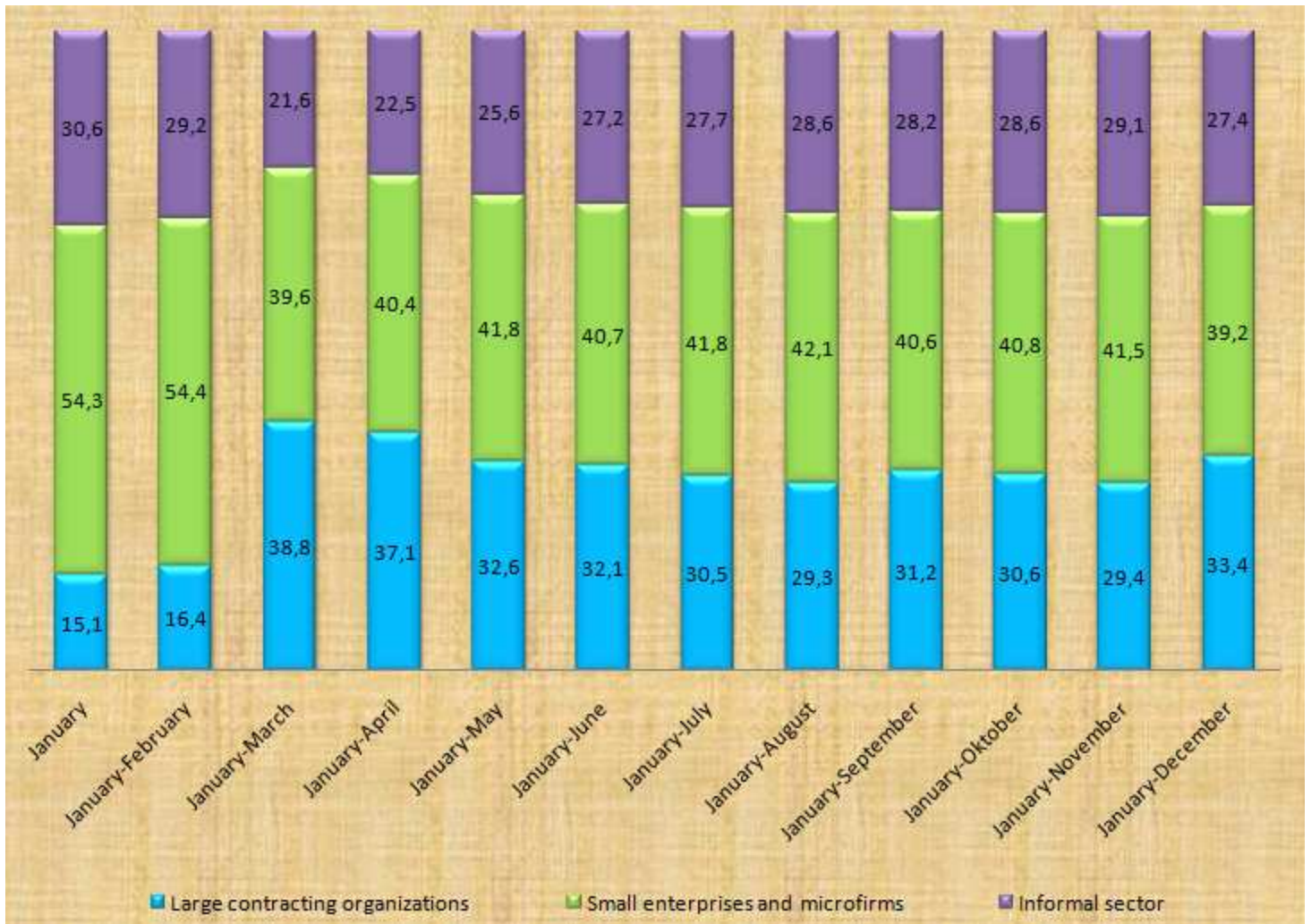
In the volume of specialized construction works, the share of large contractors decreased by 7.3 percentage points and amounted to 26.9 %. Small enterprises and micro-firms accounted for 73.1 percent (an increase of 7.3 percentage points).

Construction work by economic activity in January- December 2018 in the context of regions

billion soums

	Construction work, services - total	including by type of economic activity:		
		construction of buildings and structures	construction of civil facilities	specialized construction work
Republic of Uzbekistan	47260,7	36977,1	5238,2	5045,4
Republic of Karakalpakstan	1831,5	1236,9	217,7	376,9
regions:				
Andijan	2442,5	1931,4	145,3	365,8
Bukhara	3231,0	2279,4	426,9	524,7
Jizzakh	1273,4	999,6	193,0	80,8
Kashkadarya	3458,2	2731,7	254,3	472,2
Navoi	2004,6	1746,4	141,6	116,6
Namangan	1917,7	1370,8	284,7	262,2
Samarkand	2918,5	2432,1	320,6	165,8
Surkhandarya	2366,9	1632,2	606,4	128,3
Syrdarya	733,3	523,1	135,6	74,6
Tashkent	2543,2	1974,0	307,1	262,1
Fergana	2682,7	2139,8	173,1	369,1
Khorezm	1748,5	1408,3	206,9	133,3
Tashkent city	8765,1	5227,8	1825,0	1712,3

Construction work by type of enterprise, %

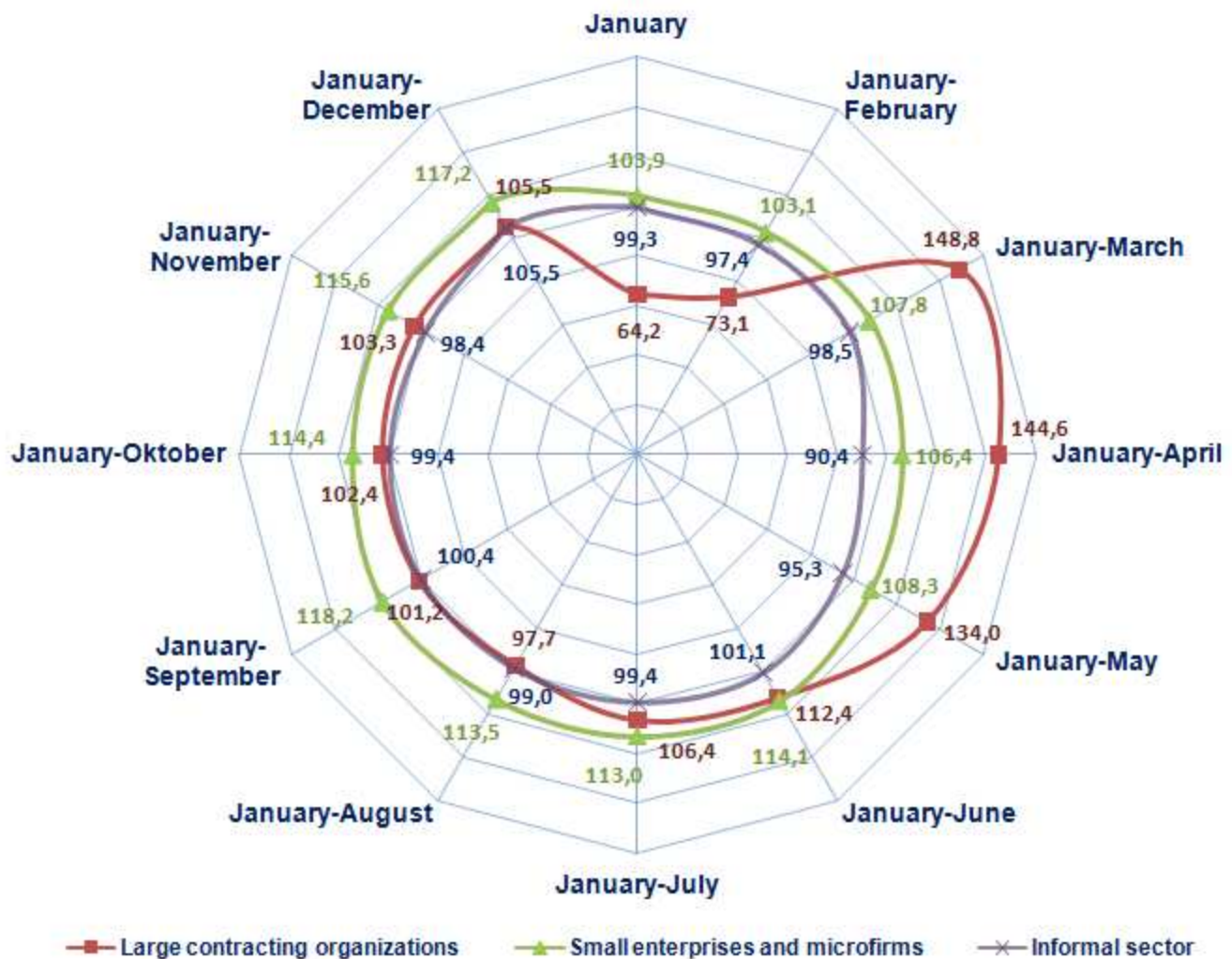


In the current period, most of the volume of construction work was carried out by small enterprises and microfirms. For their part, the volume of construction work completed amounted to 18536.1 billion soums (39.2 % of the total volume of construction works), which is more than the corresponding period of the previous year by 17.2 %.

The volume of construction works performed by large contractors amounted to 15802.4 billion soums, the share in the total volume of construction works reached 33.4 %, and 105.5 % compared to the same period last year.

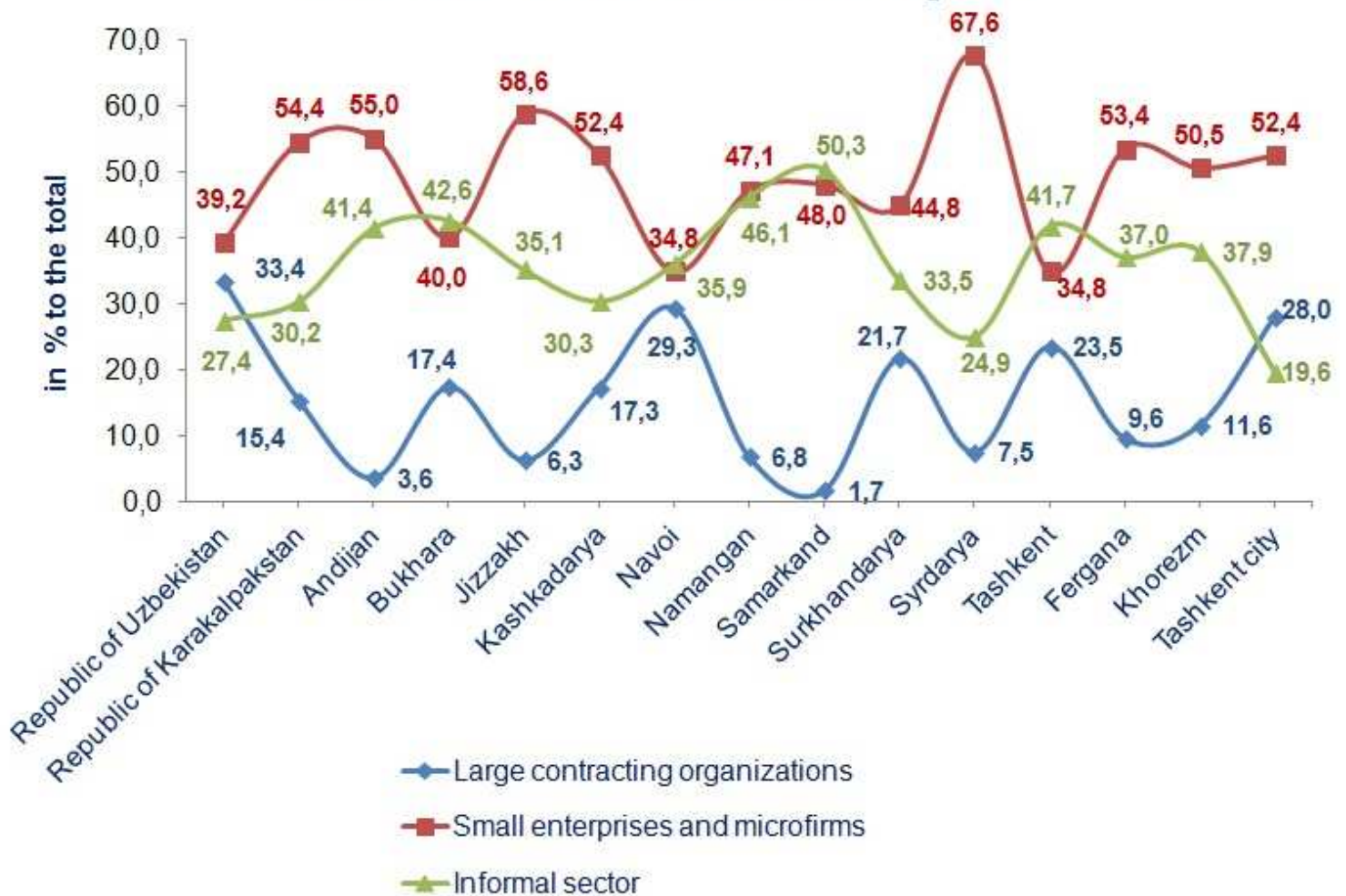
The share of the informal sector in the total volume of construction works amounted to 27.4 % or 12922.2 billion soums, and compared to the corresponding period last year reached 105.5 %.

The growth rate of construction work by type of enterprise



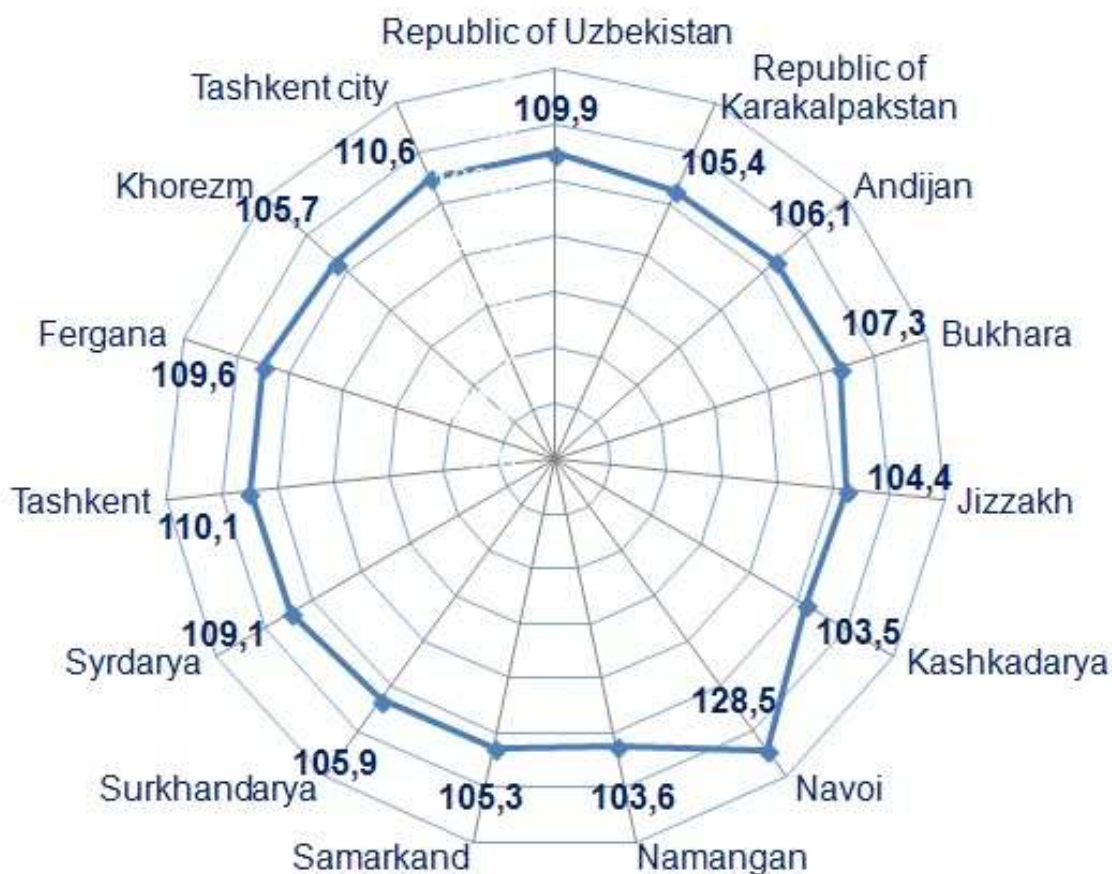
Navoi region is the leader in the regional structure of construction works performed by large contractors (29.3 % of construction works were performed by large organizations in the region, and compared to the corresponding period last year amounted to almost 2.0 times), the city of Tashkent (respectively 28.0 % and 104.7 % to the same period last year), and Tashkent region (respectively 25.6 % and 131.9 % to the same period last year).

Construction work in the context of regions



The lowest share in the volume of construction work performed by large contractors was noted in the Samarkand region (1.7 % of construction work was performed by large organizations in the region, and compared with the corresponding period last year was 34.7 %), as well as in the Andijan region (respectively, 3.6 % and 84.0 % to the same period last year) and in the Syrdarya region (respectively, 7.5 % and 76.4 % to the same period last year).

Growth rates of construction work by regions (as % of corresponding period of previous year)



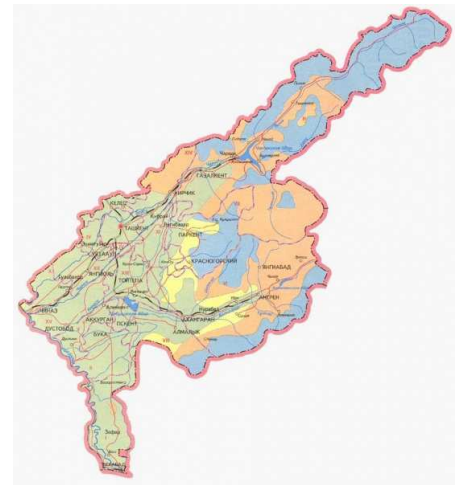
Navoiy viloyati

The highest growth rates of construction works were observed in the Navoi region (128.5 %), due to:

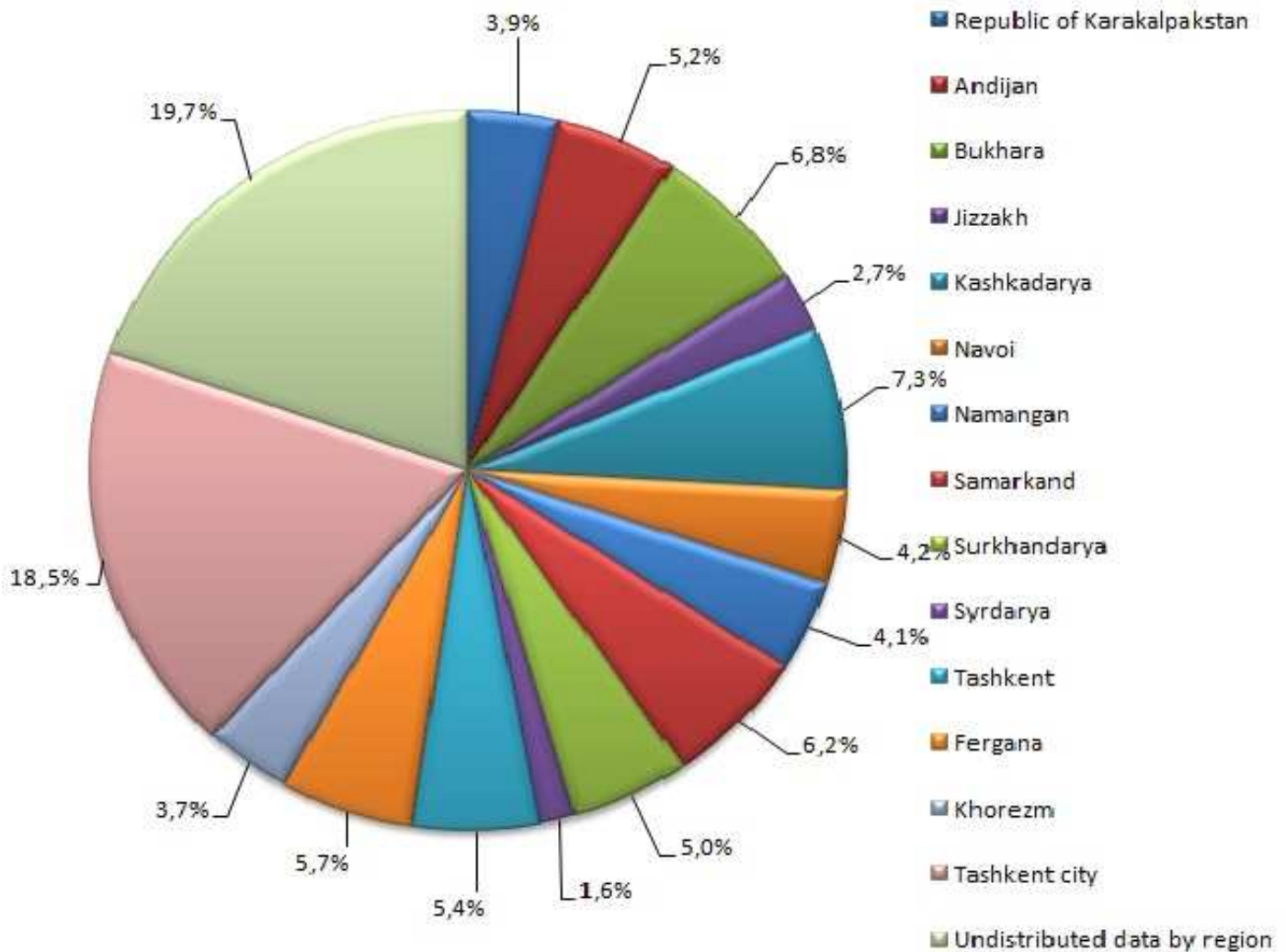
- building a mine for the extraction and processing of gold ore deposits, "Aumento-Amandossova ore field" (GMZ-5) (I-II stages);
- reconstruction of the third line of the pump station "Amudaryo-Zarafshon";
- improvement of the technology of gold extraction from ores of deposits "Kokpatas and Daugystau".

High growth rates of construction works in Tashkent region (110.1 %) were observed due to:

- construction of a military camp and hydroelectric power station in Bostanlyk district of Tashkent region;
- new construction and major repairs of automobile roads in the Tashkent region.



Construction work by region, %



In Tashkent, high growth rates (110.6 %) were achieved due to:

- construction of the subway line "Yunusabad" and "Sergeli";
- the construction of an annular above-ground metro line;
- installation of fences on the railway line "Angren-Pap";
- reconstruction of the National Park under the park of the Writers' Union of the Republic of Uzbekistan.



State Committee of the Republic of Uzbekistan on Statistics

Department of investment and construction statistics

Responsible for issue:
Contact phone:

J.Saipov
(0371) 230-80-56