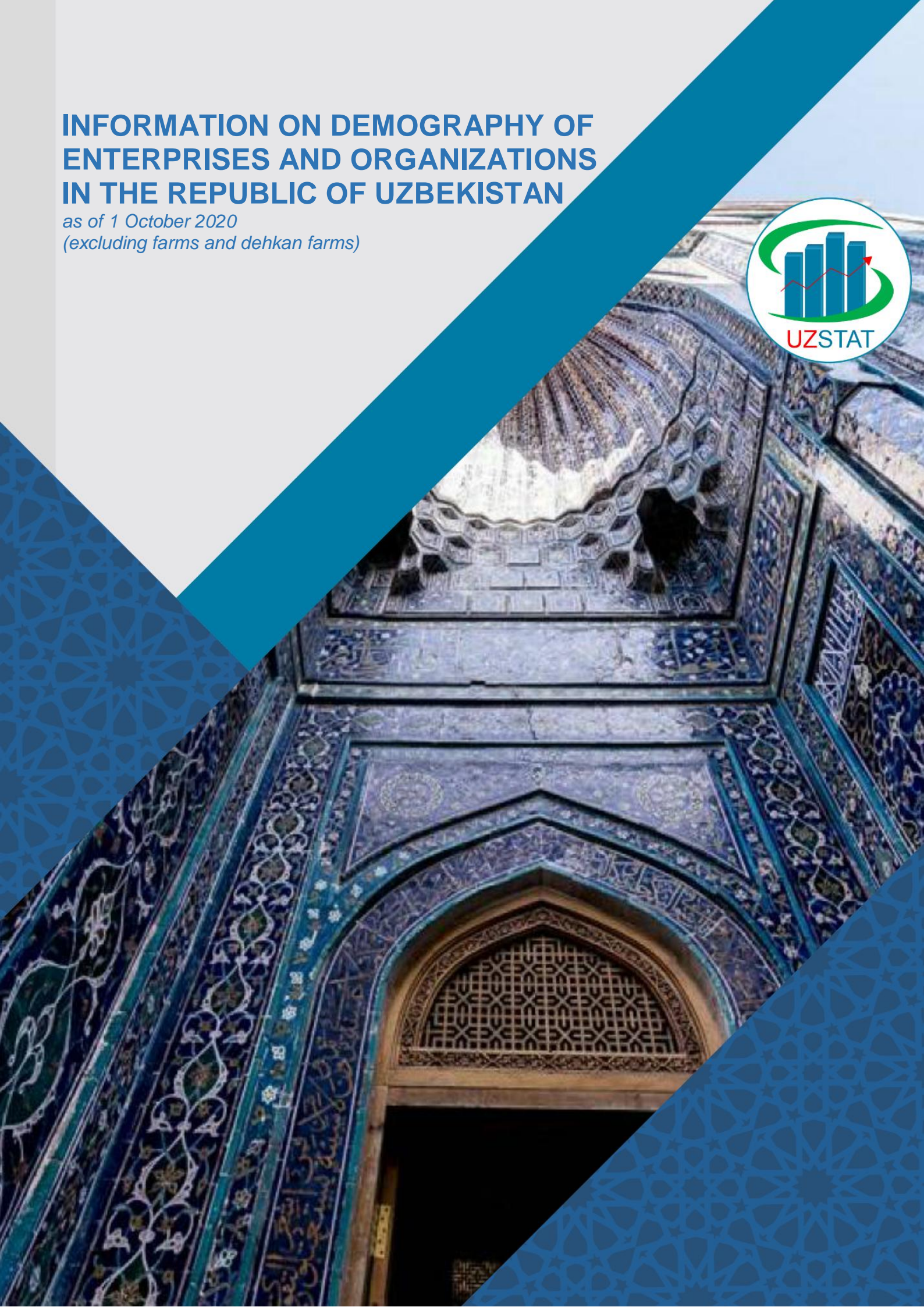


INFORMATION ON DEMOGRAPHY OF ENTERPRISES AND ORGANIZATIONS IN THE REPUBLIC OF UZBEKISTAN

as of 1 October 2020

(excluding farms and dehkan farms)



Entrepreneurs are an important driver of economic development, employment, and income growth. In recent years a number of decrees and resolutions of the President of our country have been adopted in order to provide comprehensive support to this industry.

In particular, the procedure for state registration of business activities, obtaining permits and many other services has been simplified. For the convenience of the population, the civil service Agency and its local centers were created, and the position of an authorized representative (business Ombudsman) for the protection of the rights and legitimate interests of business entities was introduced.

Prime Minister's offices have been set up in all regions of the country to assist in receiving and resolving business complaints. The state Fund for business development was established under the Cabinet of Ministers of the Republic of Uzbekistan. The volume of loans issued by commercial banks to entrepreneurs has increased.

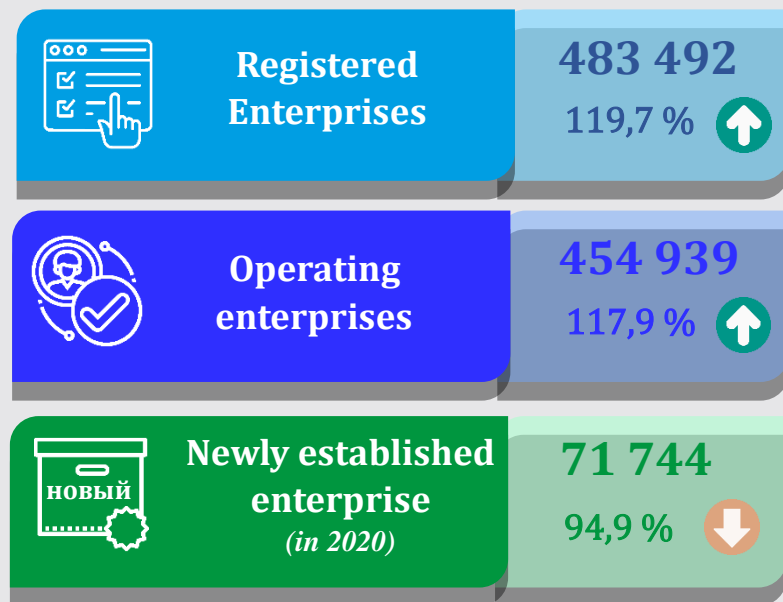
In recent years, the number of operating and newly created enterprises and organizations has increased due to the favorable conditions created by the government for the further development and sustainability of business activities.

Information on enterprises and organizations was compiled on the basis of the database of the State Services Agency under the Ministry of Justice of the Republic of Uzbekistan as of October 1, 2020 (excluding farms and dehqan farms).

Number of registered enterprises and organizations

(as of October 1, units)

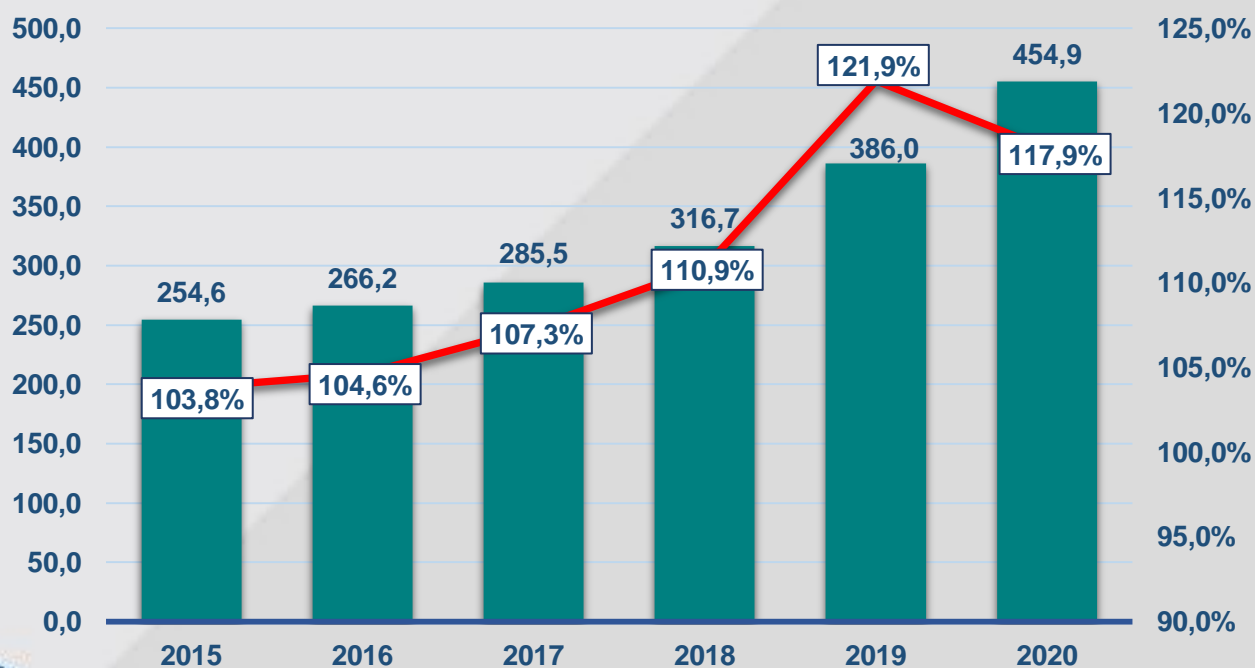
3



A number of positive changes are taking place in our country in terms of creating a favorable business environment and accelerated development of entrepreneurship. Important decisions are made in the legislation in the field of state registration and accounting of business entities, and the automated system of state registration is being improved. All this is a necessary factor for the creation and development of private business on the part of the population and foreign investors.

Number of operating enterprises and organizations

(as of October 1, thousand units and growth rates compared to the previous year)



Number of operating commercial enterprises

(according to the classification of organizational and legal forms as of October 1, 2020, units)

4



258 342

Limited liability companies



39 569

Family enterprises



2 663

Unitary enterprises



88 855

Private enterprises



651

Joint stock companies

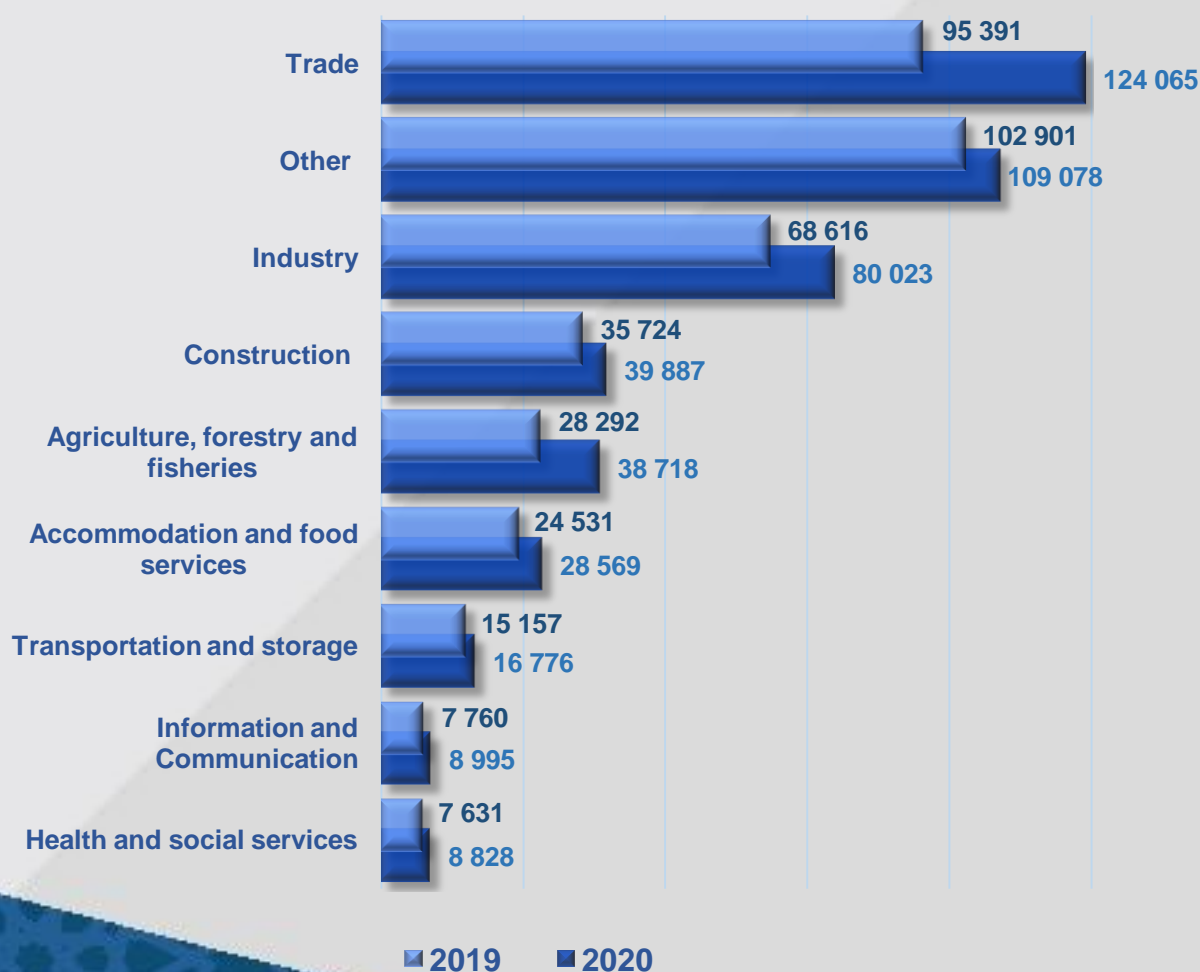


4 154

Other

Number of operating enterprises and organizations

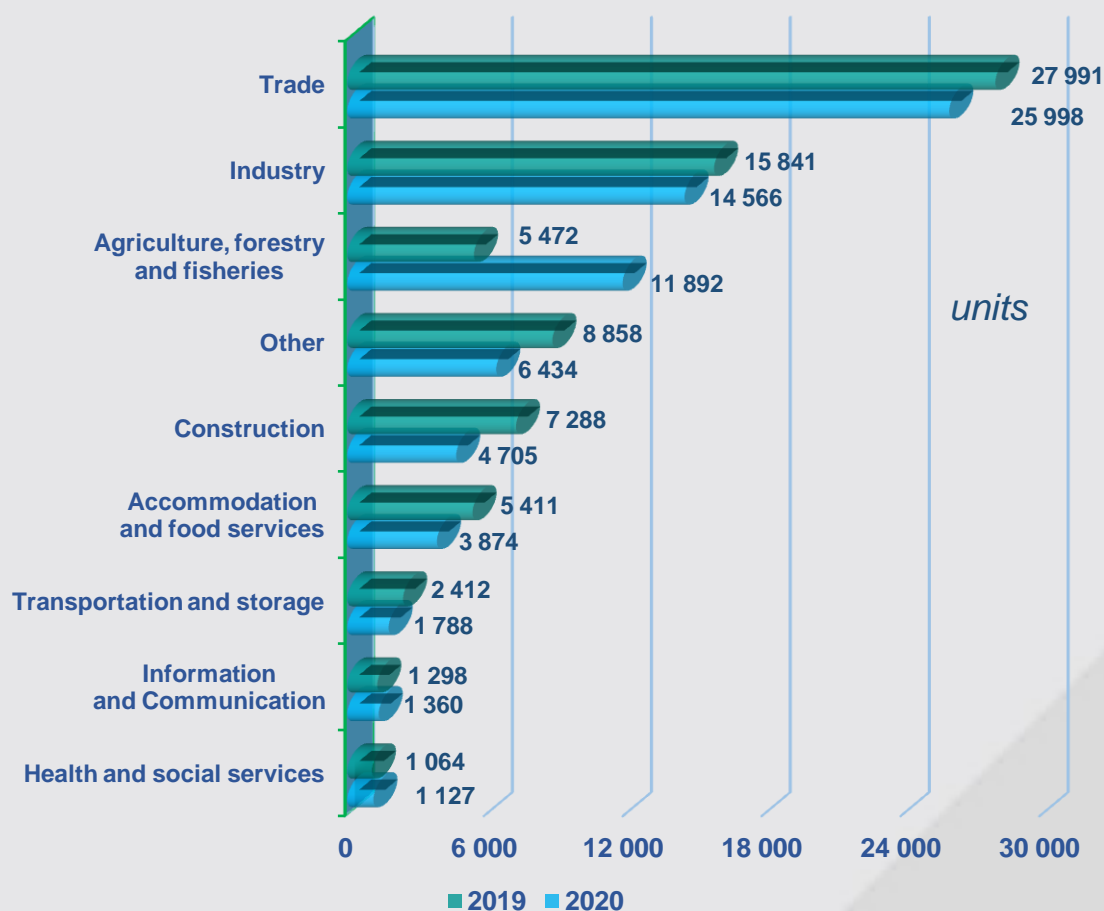
(by type of economic activity as of October 1, units)



Number of newly created enterprises and organizations

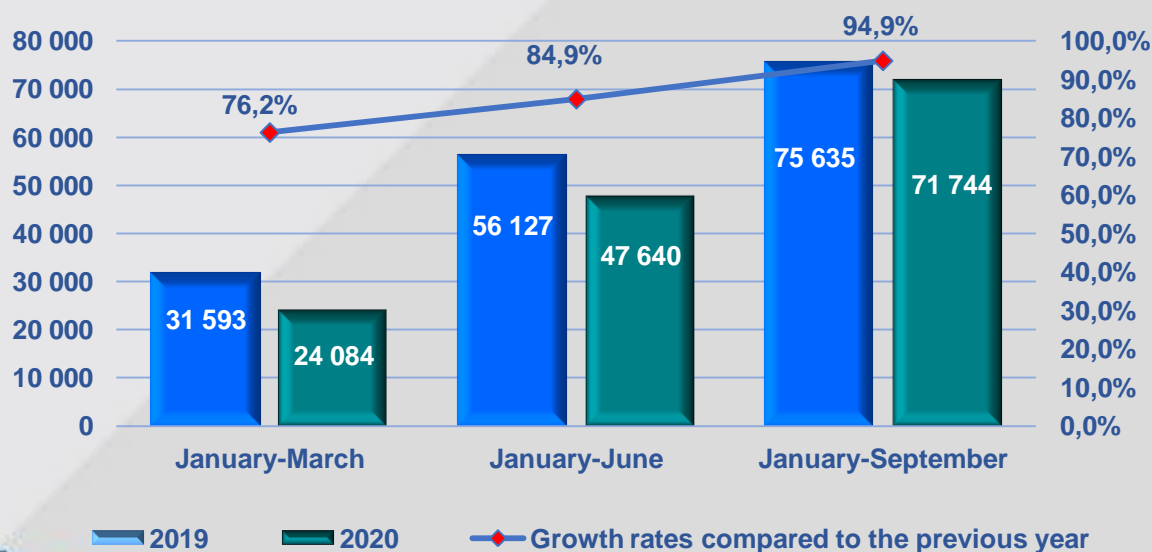
(by type of economic activity in January-September)

5



Number of newly created enterprises and organizations

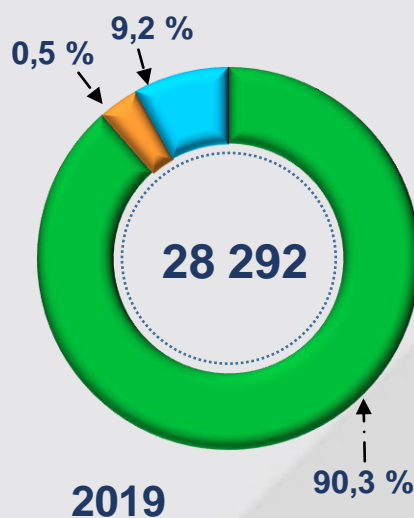
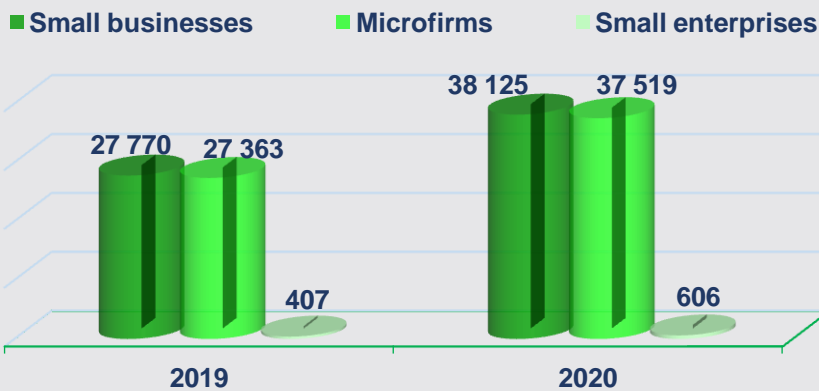
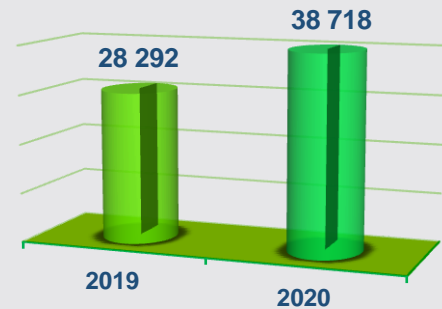
(January-September, thousand units)



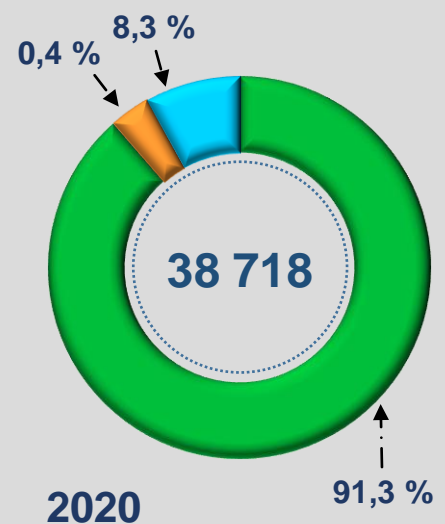
The number of operating enterprises and organizations engaged in agricultural, forestry and fishing activities (as of October 1, units)

6

The total number of operating enterprises, compared with the same period last year, increased by **36,9 %**



■ Agriculture, animal hunting and services in these areas
■ Forestry
■ Fish farming

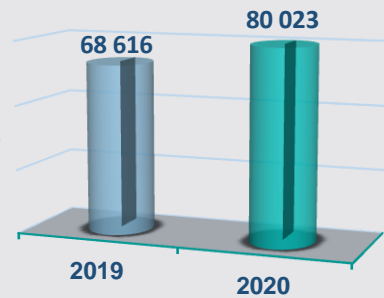


Number of operating enterprises and organizations in the industrial sector (as of October 1, 2020, units)

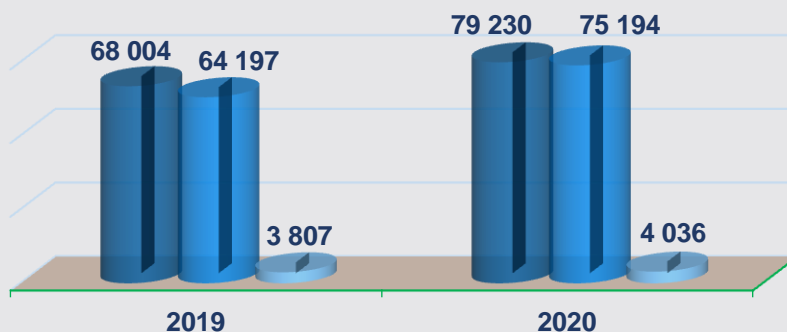
7



*The total number of operating enterprises, compared to the same period last year, increased by **16,6 %***



■ Small businesses ■ Microfirms ■ Small enterprises



2 569



Mining and quarrying

75 814



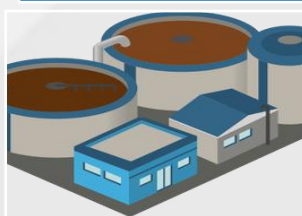
Manufacturing industry

455



Electricity, gas, steam and air conditioning

1 185



Water supply, sewerage, waste collection and disposal

As of October 1, 2020, the number of industrial enterprises and organizations amounted to 80.0 thousand units. and an increase over the same period last year reached 116.6%.

The main factor in the growth of the number of industrial enterprises and organizations was the increase in production in the manufacturing industry - by 116.8% (the share of the total number is 94.7%), in the mining industry and quarrying - 113.5% (the share of their total number reached 3.2%), electricity, gas, steam and air conditioning - 127.8% (their share of the total amount is 0.6%) and water supply, sewerage, waste collection and disposal - 106.9% (their share of the total amount is 1.5%).

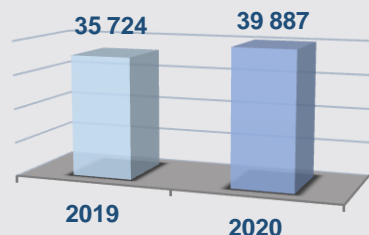
Number of operating enterprises and organizations in the construction sector

(as of October 1, 2020, units)

8



The total number of operating enterprises, compared to the same period last year, increased by **11,7 %**



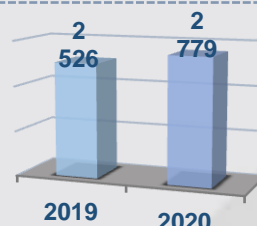
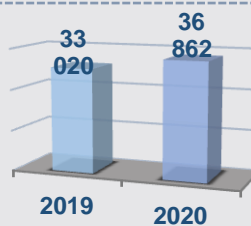
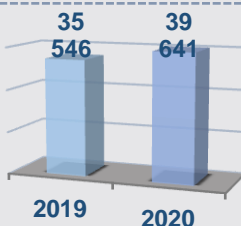
Small businesses

Microfirms

Small enterprises



increased by **11,5 %**

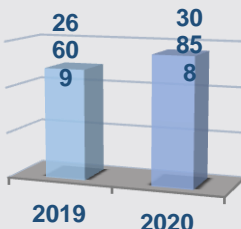


Limited liability companies

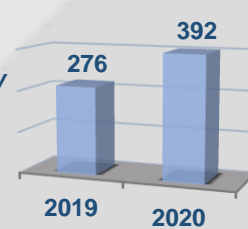
Family enterprises



increased by **16,0 %**



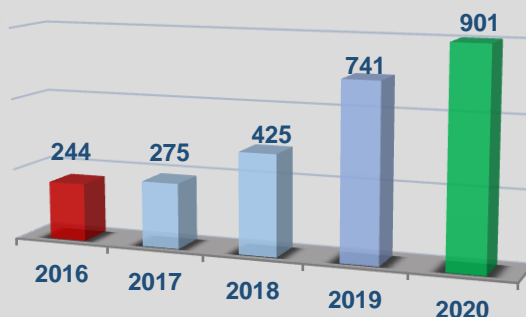
increased by **42,0 %**



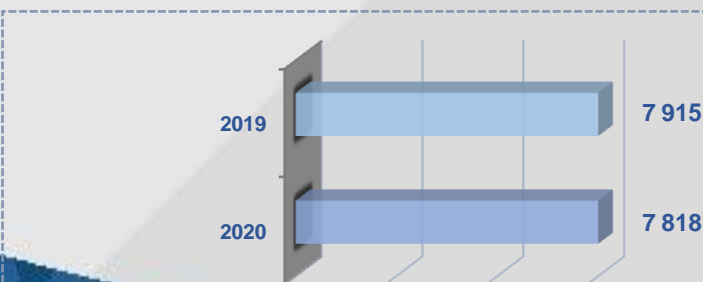
Number of operating enterprises with foreign capital



compared with the previous year, increased by **21,6 %**



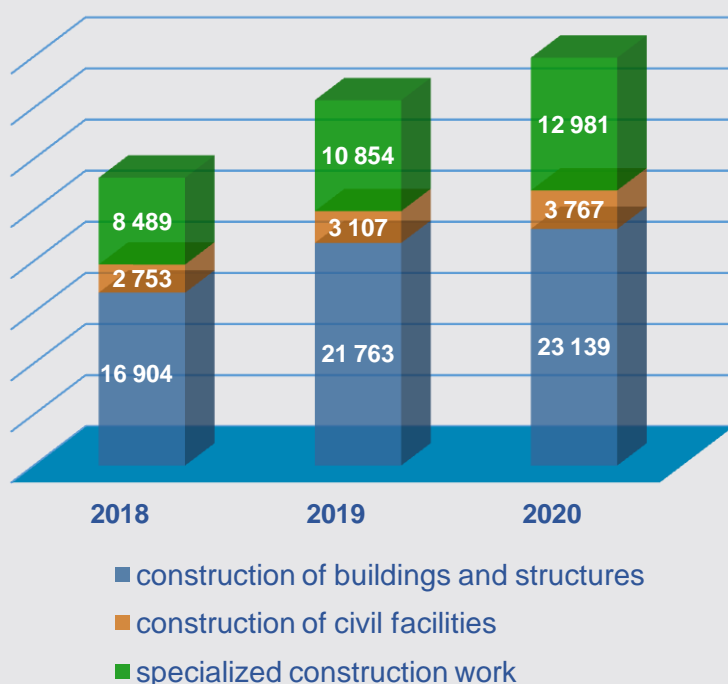
Private enterprises



Number of operating enterprises and organizations in the construction sector

(as of October 1, units)

9



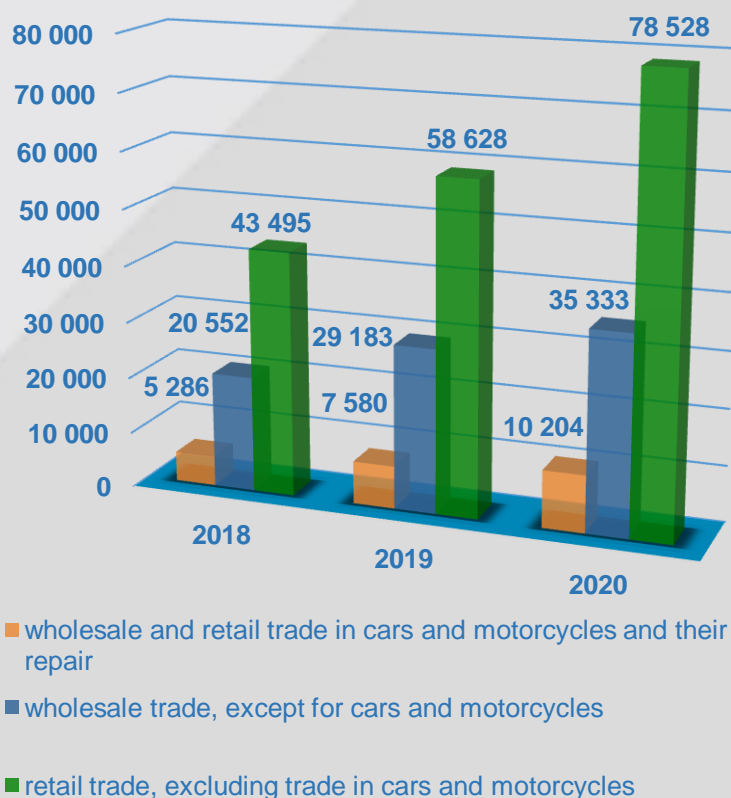
As of October 1, 2020, the number of enterprises and organizations in the construction sector amounted to 39.9 thousand units and, compared to the same period last year, it increased by 111.7%. The main factor in the growth in the number of construction enterprises and organizations was the increase in specialized works - by 106.3% (the share of the total number is 58.0%), in the construction of civilian objects, the number of enterprises and organizations increased by 121.2% (the share of their total number is 9.4%), the construction of buildings and structures - by 119.6% (the share of their total number reached 32.6%).

Number of operating enterprises and organizations in the field of trade

(as of October 1, units)

As of October 1, 2020, the number of enterprises and organizations in the trade sector amounted to 124.1 thousand units. and, compared to the same period last year, increased by 130.1%.

The main factor in the growth in the number of trade enterprises and organizations was retail trade, except for the trade in cars and motorcycles, which increased by 133.9% (their share of the total number is 63.3%), wholesale trade, except for trade in cars and motorcycles, increased by 121.1% (the share of their total number is 28.5%), wholesale and retail trade in cars and motorcycles and their repair, compared with the previous year, increased by 134.6% (the share of their total number is 8.2%).



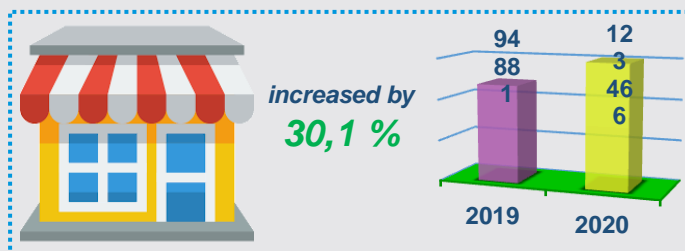
Number of operating enterprises and organizations in the field of trade

(as of October 1, units)

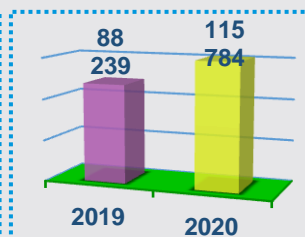
10



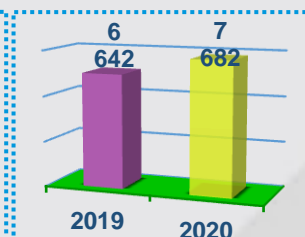
Small businesses



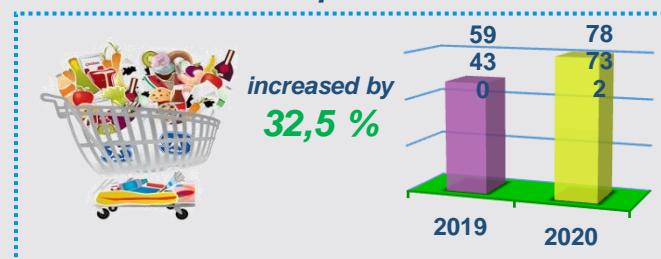
Microfirms



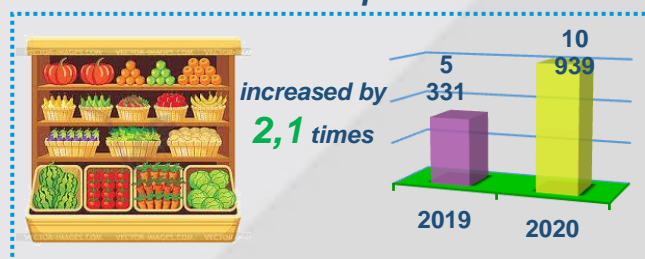
Small enterprises



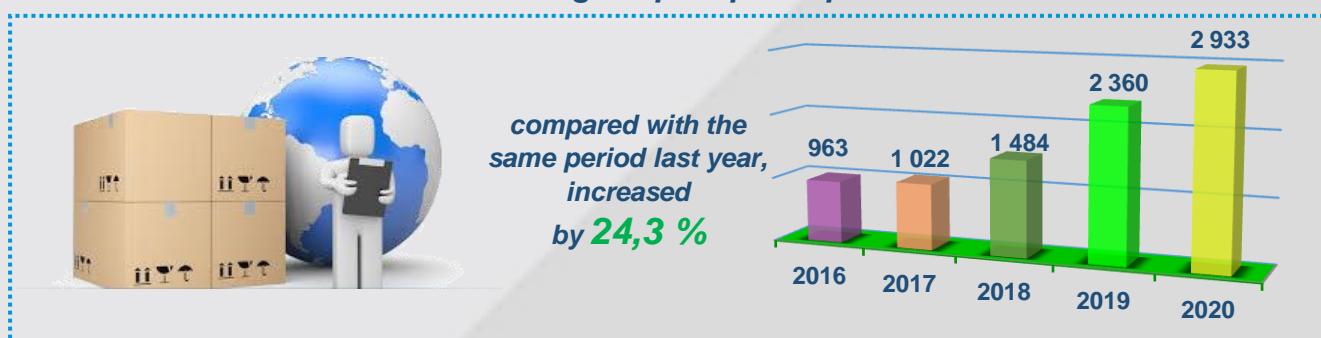
Limited liability companies



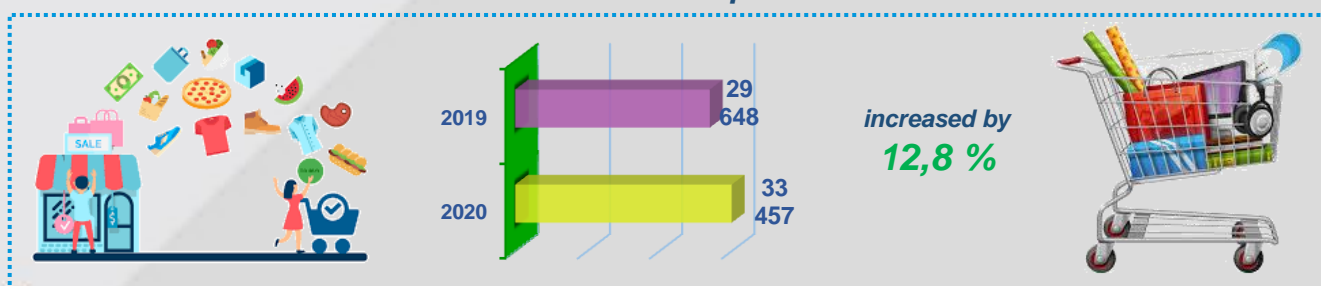
Family enterprises



Number of operating enterprises with foreign capital participation



Private enterprises



Number of operating enterprises and organizations in the field of healthcare and the provision of social services

(as of October 1, 2020, units)

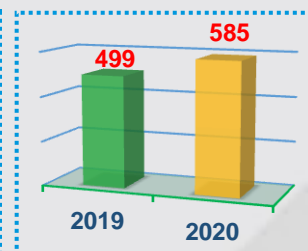
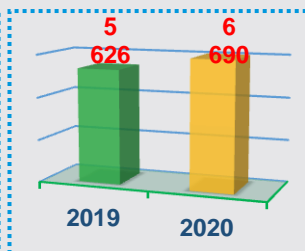
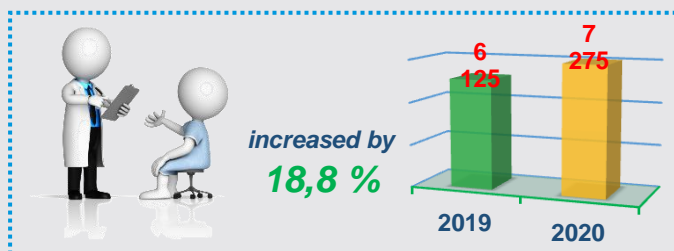
11



Small businesses

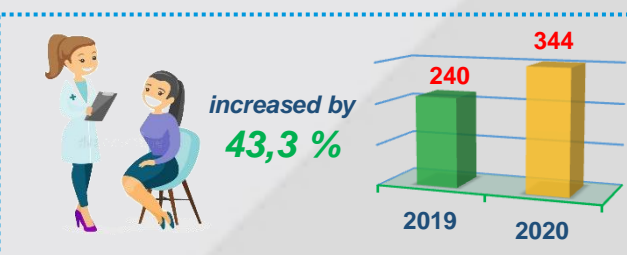
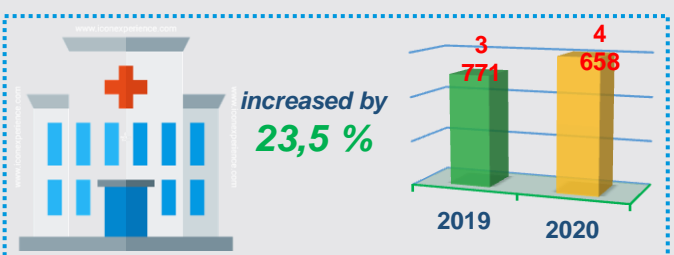
Microfirms

Small-enterprises

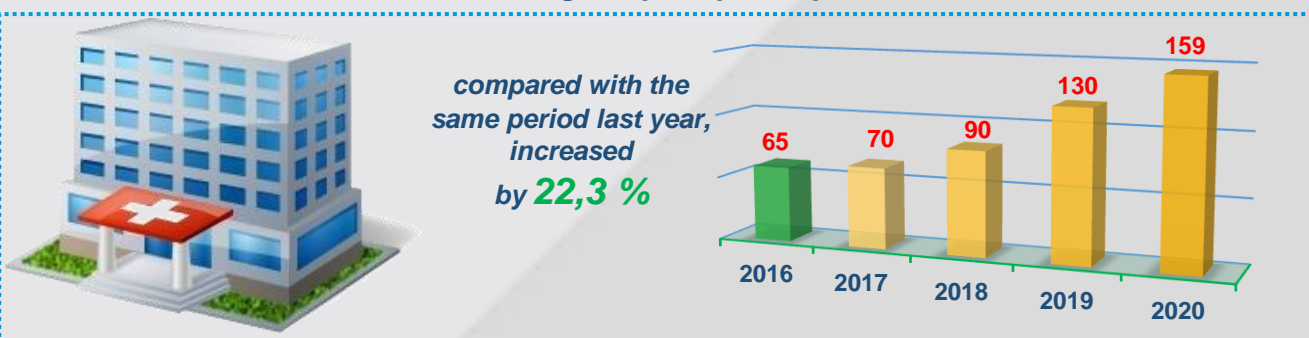


Limited liability companies


Family enterprises



Number of operating enterprises with foreign capital participation



Private enterprises



Number of operating enterprises and organizations in the field of healthcare and the provision of social services

(as of October 1, 2020, units)

12

- Health care activities

8 355



- Provision of residential care

234



- Providing social services without providing accommodation

239



The number of operating enterprises and organizations in the field of accommodation and food services

(as of October 2020, units)



2 665

Accommodation services



25 904

Food and beverage services

As of October 1, 2020, the number of enterprises and organizations in the field of accommodation and catering services amounted to 28.6 thousand units and increased, compared to the same period last year, by 116.5%.

The main factor in the increase in the number of enterprises and organizations in the field of general housing and catering services is the provision of food and drinks - by 116.0% (their share of the total number is 90.7%), accommodation services increased by 121.2% (the share of their total number reached 9.3%).

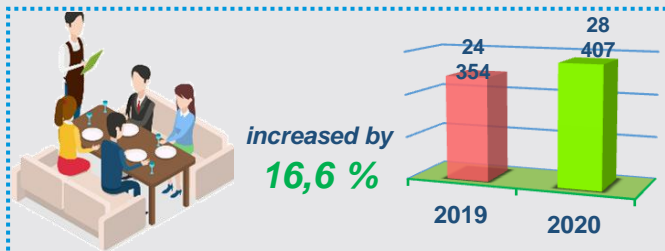
The number of operating enterprises and organizations in the field of accommodation and food services

(as of October 2020, units)

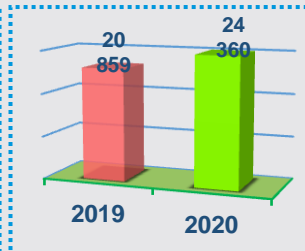
13



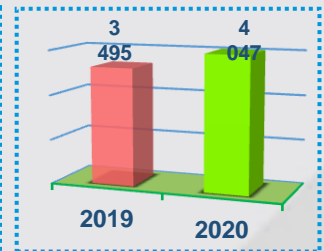
Small businesses



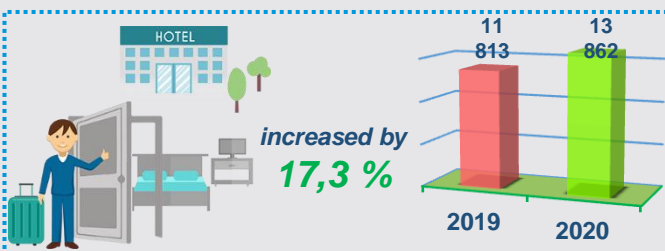
Microfirms



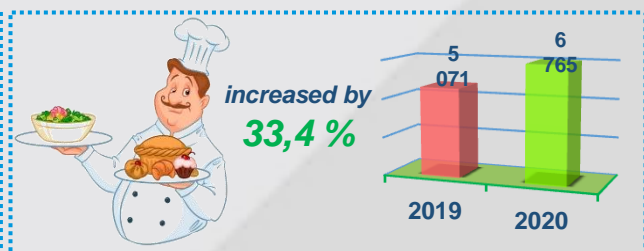
Small enterprises



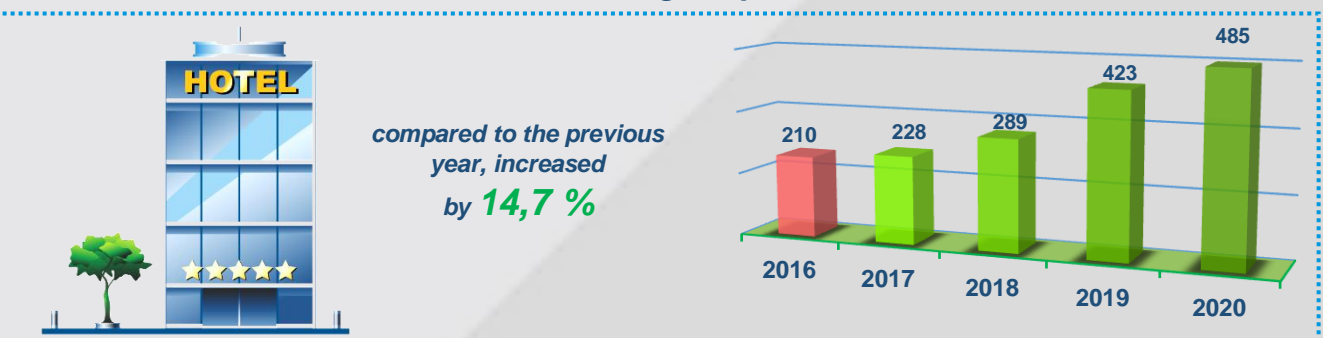
Limited liability companies



Family enterprises



Number of operating enterprises with foreign capital



Private enterprises



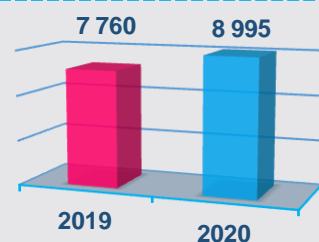
Number of operating enterprises and organizations in the field of information and communication

(as of October 1, units)

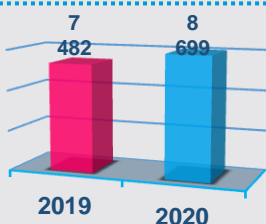
14



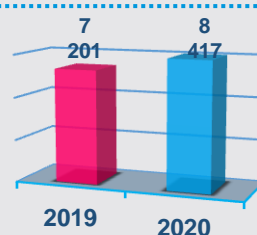
The total number of operating enterprises, compared to the same period last year, increased by **15,9 %**



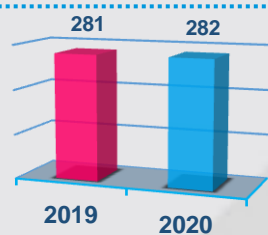
Small businesses



Microfirms



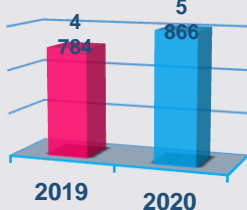
Small enterprises



Limited liability companies



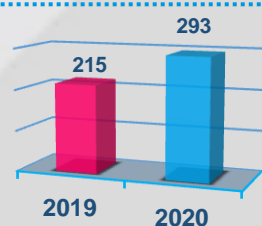
increased by **22,6 %**



Family enterprises



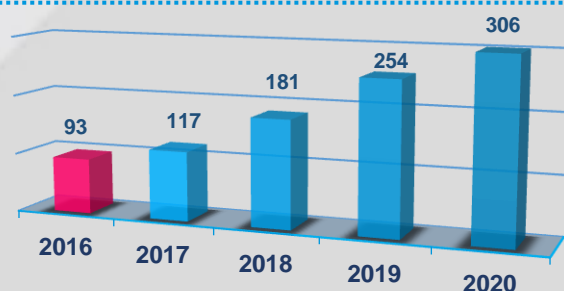
increased by **36,3 %**




Number of operating enterprises with foreign capital



compared to the previous year, increased by **20,5 %**



Private enterprises



increased by **3,6 %**



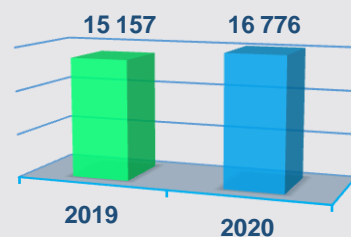
The number of operating enterprises and organizations in the field of transportation and storage

(as of October 1, units)

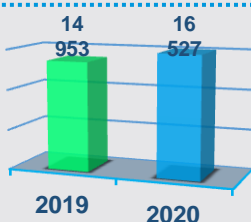
15



The total number of operating enterprises, compared to the same period last year, increased by **10,7 %**



Small businesses



Microfirms



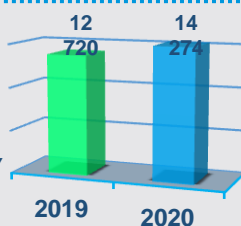
Small enterprises



Limited liability companies



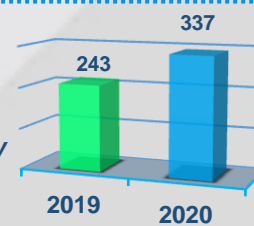
increased by **12,2 %**



Family enterprises



increased by **38,7 %**



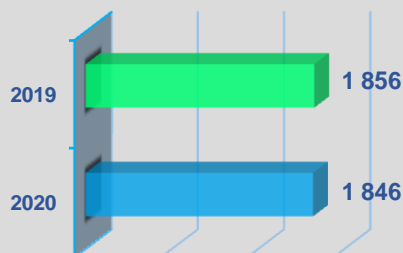
Number of operating enterprises with foreign capital



compared to the previous year, increased by **23,3 %**



Private enterprises



Number of small businesses and microfirms

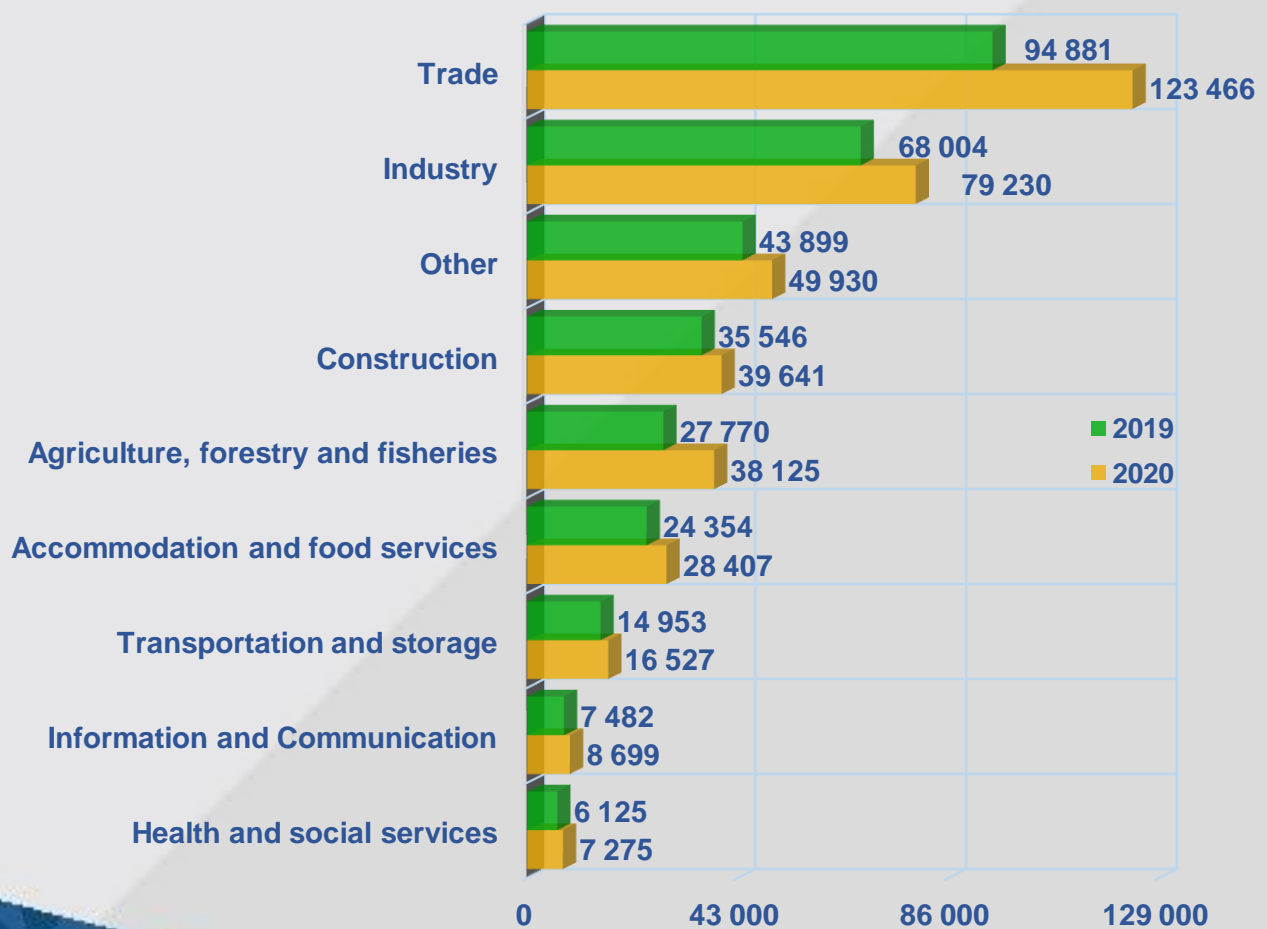
(as of October 1, 2020, units)

16



Number of operating small enterprises and micro-firms

(by type of economic activity as of October 1, units)



Number of family businesses

(as of October 1, units)

17



As of October 1, 2020, the number of registered family businesses amounted to 42.5 thousand units, which is 17.4 thousand units, or 169.1% more than in the same period last year.

The number of operating family enterprises is 39.6 thousand units, which is 15.4 thousand units, or 163.9% more than in the same period last year.

The number of newly established family businesses in January-September 2020 amounted to 14.2 thousand units, which is 4.9 thousand units, or 152.3% more than in the same period last year.

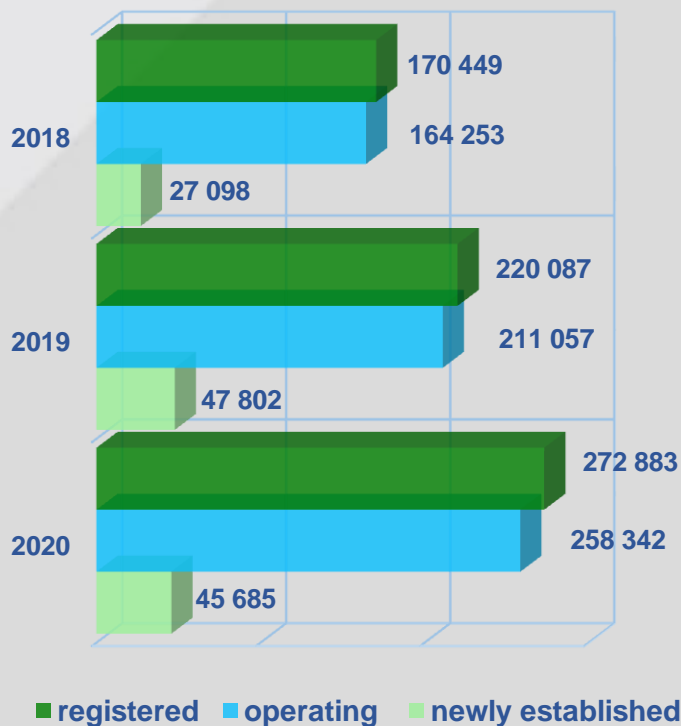
Number of limited liability companies

(as of October 1, units)

As of October 1, 2020, the number of registered limited liability companies reached 272.9 thousand units and, compared to the same period last year, the increase was 52.8 thousand units, or 124.0%.

Operating enterprises account for 258.3 thousand units and, compared to the same period last year, their number reached 47.3 thousand units, or 122.4%.

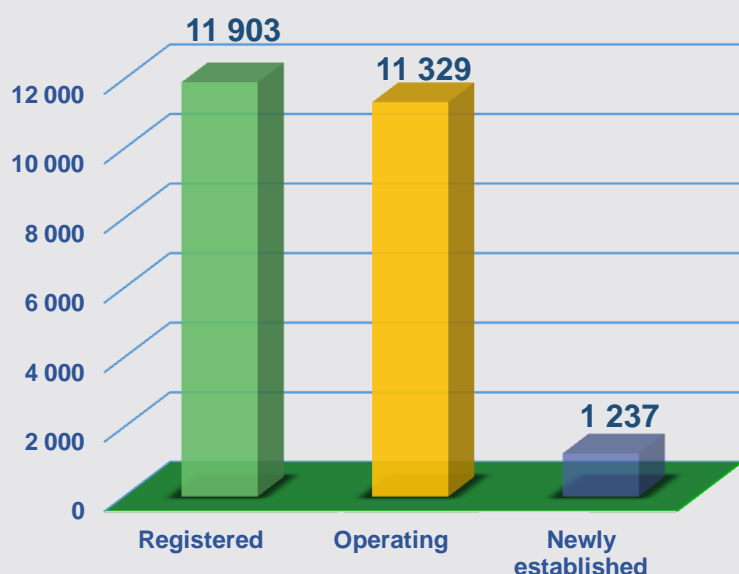
In January-September 2020, the number of newly created limited liability companies amounted to 45.7 thousand units, which is 2.1 thousand units, or 4.4% less than in the same period last year.



Number of enterprises with foreign capital

(as of October 1, 2020, units)

18

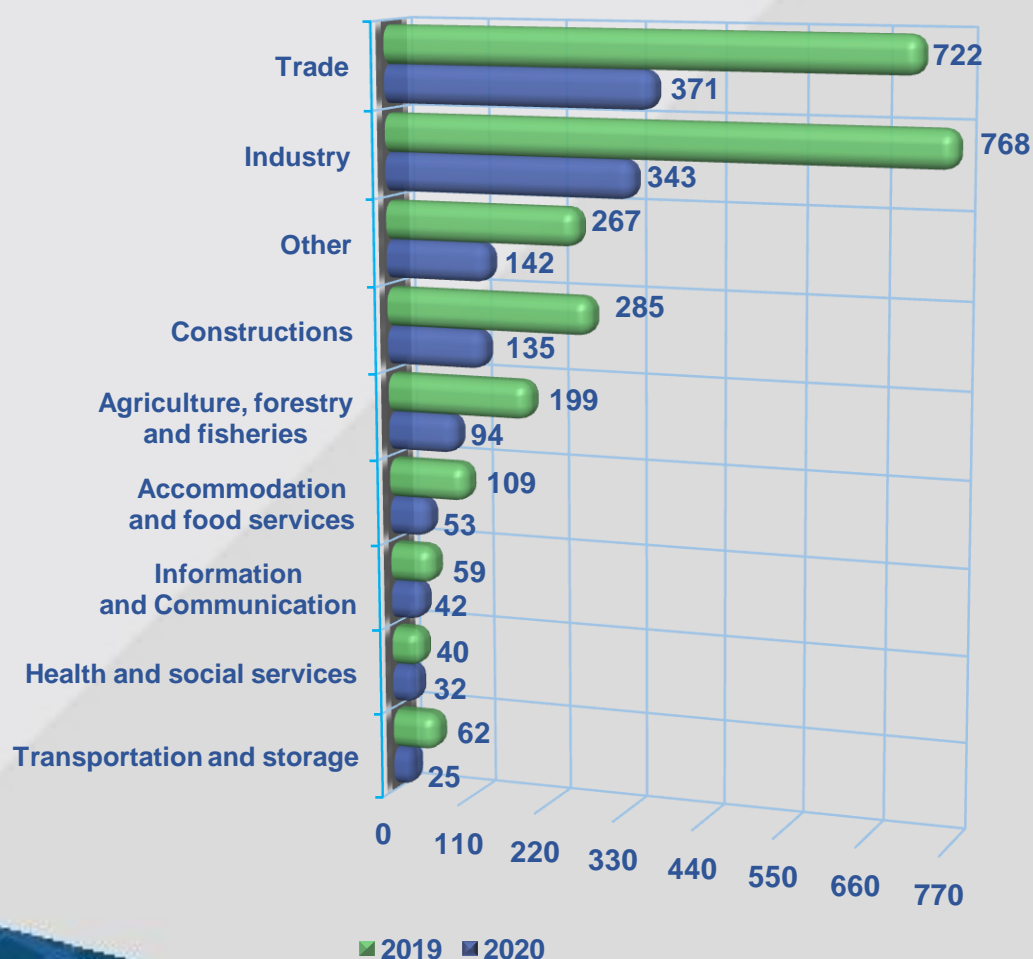


As of October 1, 2020, the number of enterprises with the participation of foreign capital amounted to 11.9 thousand units, of which 11.3 thousand units, or 95.2%, are operating. This indicator, in comparison with the same period last year, increased by 1.8 thousand units, or 118.1%.

In January-September 2020, 1 237 units were created in our republic enterprises with foreign capital participation.

Number of newly established enterprises with foreign capital participation

(by type of economic activity for January-September, units)



The number of operating enterprises in the Republic of Uzbekistan with the participation of the CIS countries

(as of October 1, 2020, units)

19

	Total	of them:	
		joint ventures	foreign enterprises
Russian Federation	2 025	1207	818
Kazakhstan	880	444	436
Azerbaijan	197	70	127
Kyrgyzstan	171	93	78
Tajikistan	178	102	76
Turkmenistan	157	64	93
Ukraine	135	73	62
Belarus	89	56	33
Armenia	35	21	14
Moldova	22	8	14

The number of operating enterprises with foreign capital of a number of countries

(as of October 1, 2020, units)

20



The number of operating enterprises with foreign capital

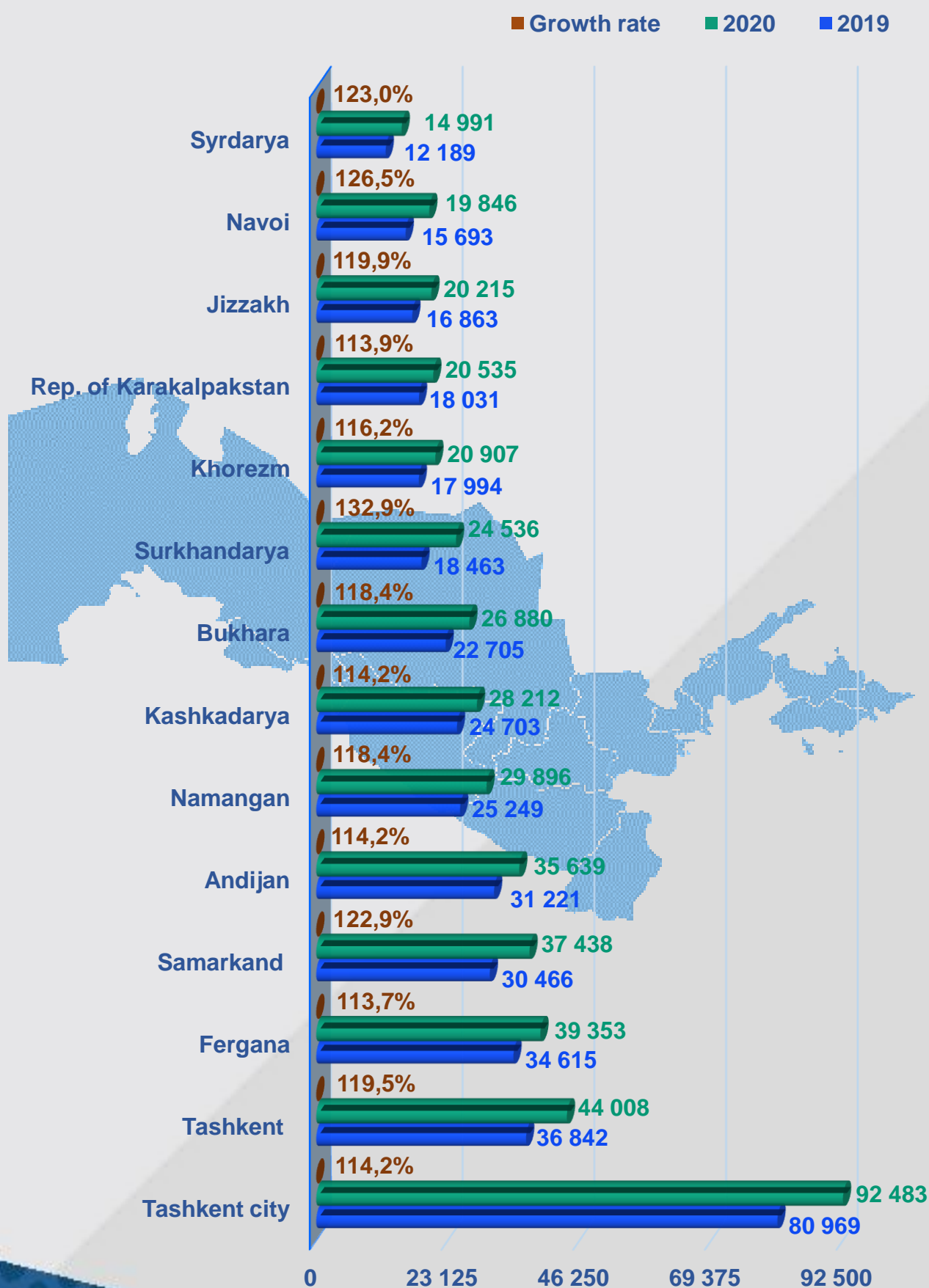
(by type of economic activity as of October 1, units)

	2016	2017	2018	2019	2020
Total	4 961	5 370	6 960	9 732	11 329
<i>of them:</i>					
agriculture, forestry and fisheries	120	150	286	537	637
industry	2239	2365	2818	3542	3838
construction	244	275	425	741	901
trade	963	1022	1484	2360	2933
transportation and storage	147	156	207	253	312
accommodation and food services	210	228	289	423	485
information and communication	93	117	181	254	306
healthcare and social services	65	70	90	130	159
others	880	987	1180	1492	1758

The number of operating enterprises and organizations by region

(as of October 1, 2020, units)

21



The number of operating enterprises with foreign capital by region

(as of October 1, 2020, units)

22

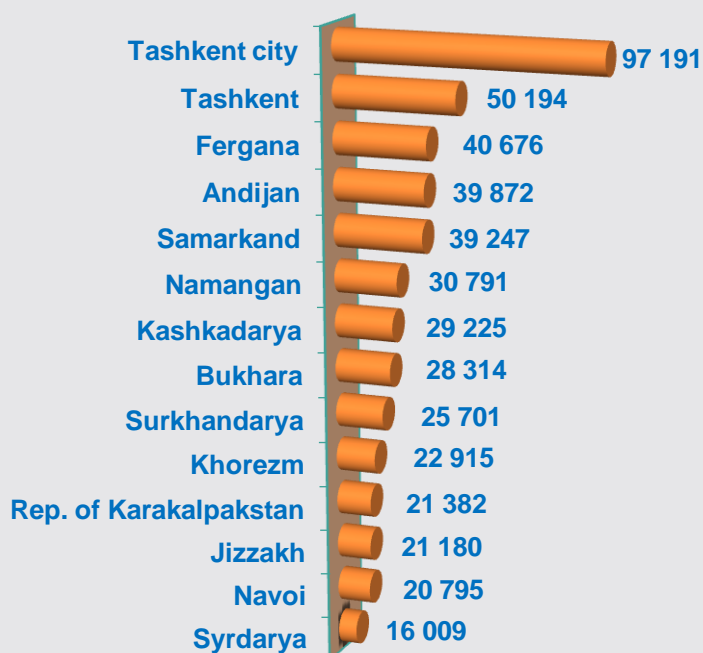
	Total	of them:	
		joint ventures	foreign enterprises
Republic of Uzbekistan	11 329	5 500	5 829
Republic of Karakalpakstan	164	94	70
regions:			
Andijan	332	185	147
Bukhara	285	153	132
Jizzakh	193	124	69
Kashkadarya	210	152	58
Navoi	233	145	88
Namangan	255	166	89
Samarkand	557	387	170
Surkhandarya	394	135	259
Syrdarya	182	122	60
Tashkent	1 281	647	634
Fergana	431	290	141
Khorezm	162	104	58
Tashkent city	6 650	2 796	3 854

The largest number of operating enterprises with foreign capital reached in the city of Tashkent – 6 650 (58.7% of their total number), 1 281 - Tashkent (11.3%) and 557 - Samarkand regions (4.9%). The smallest number of them is found in Khorezm - 162 (1.4%), Kashkadarya - 210 (1.9%), Syrdarya - 182 (1.6%) regions and the Republic of Karakalpakstan - 164 (1.4%).

The number of registered enterprises and organizations by region

(as of October 1, 2020, units)

23

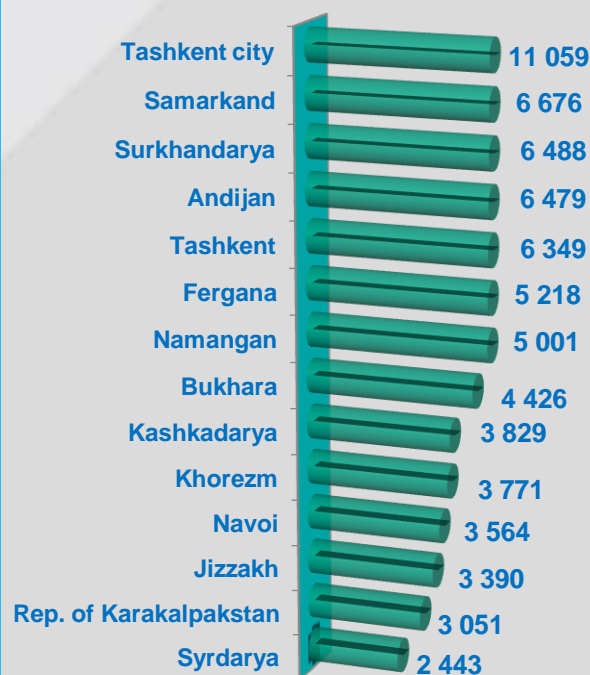


As of October 1, 2020, the share of registered enterprises and organizations in the context of regions was 20.1% in the city of Tashkent, 10.4% - Tashkent, 8.2% - Andijan, 8.1% - Samarkand, 8.4% - Fergana, 6.6% - Kashkadarya, 5.9% - Bukhara, 6.4% - Namangan, 4.4% - Jizzakh, 4.7% - Khorezm, 3.3% - Syrdarya, 5.3% - Surkhandarya, 4.3% - Navoi regions and 4.4% - the Republic of Karakalpakstan.

The number of newly created enterprises and organizations by region

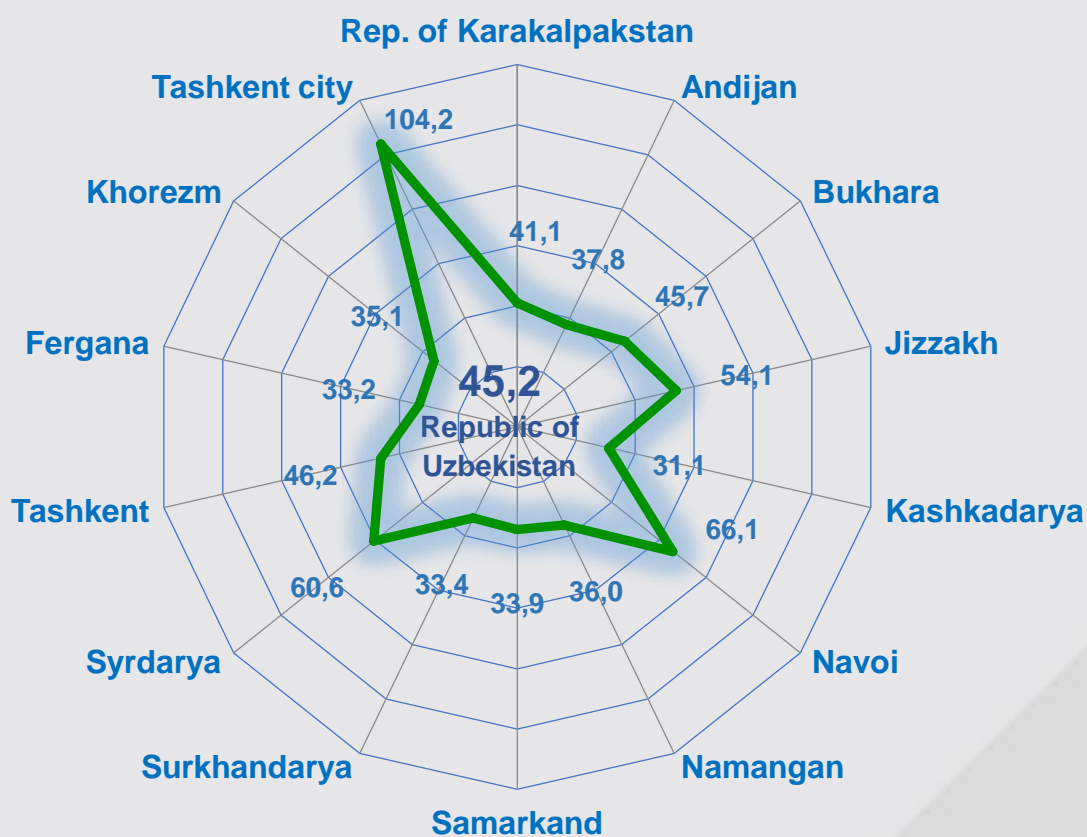
(for January-September 2020, units)

As of January-September 2020, the share of newly created enterprises and organizations in the context of regions amounted to 15.4% in the city of Tashkent, 8.8% - Tashkent, 9.0% - Andijan, 9.3% - Samarkand, 7.3% - Fergana, 6.2% - Bukhara, 5.3% - Kashkadarya, 7.0% - Namangan, 4.7% - Jizzakh, 5.3% - Khorezm, 3.4% - Syrdarya, 9.0% - Surkhandarya, 5.0% - Navoi regions and 4.3% - the Republic of Karakalpakstan.

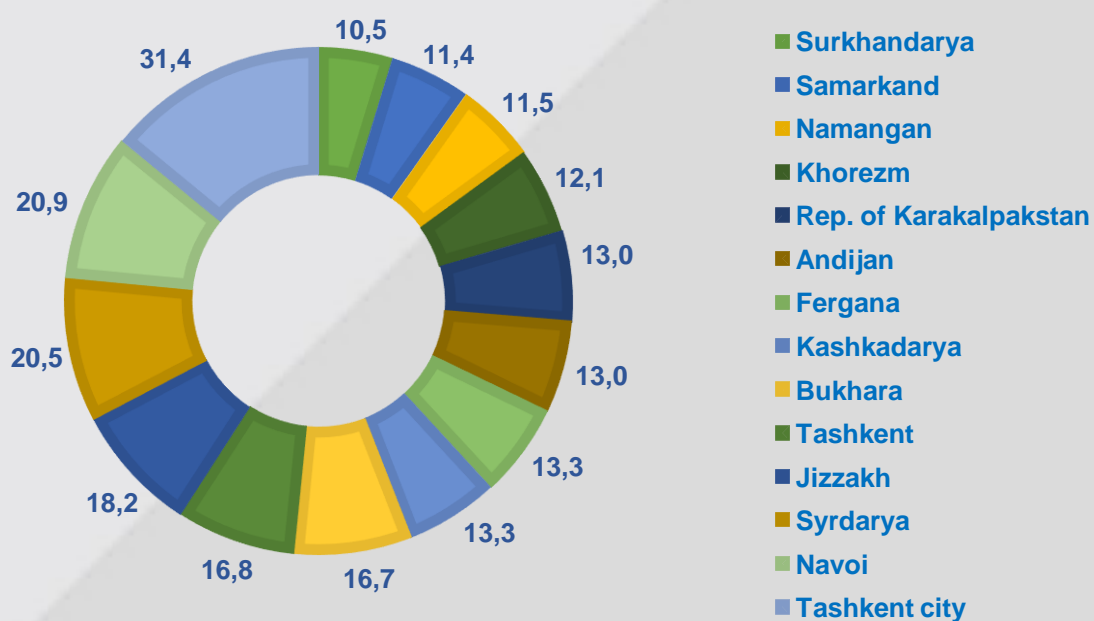


by regions^{*}

(as of October 1, 2020, units)

The number of small businesses per 1000 population by region^{**}

(as of October 1, 2020, units)



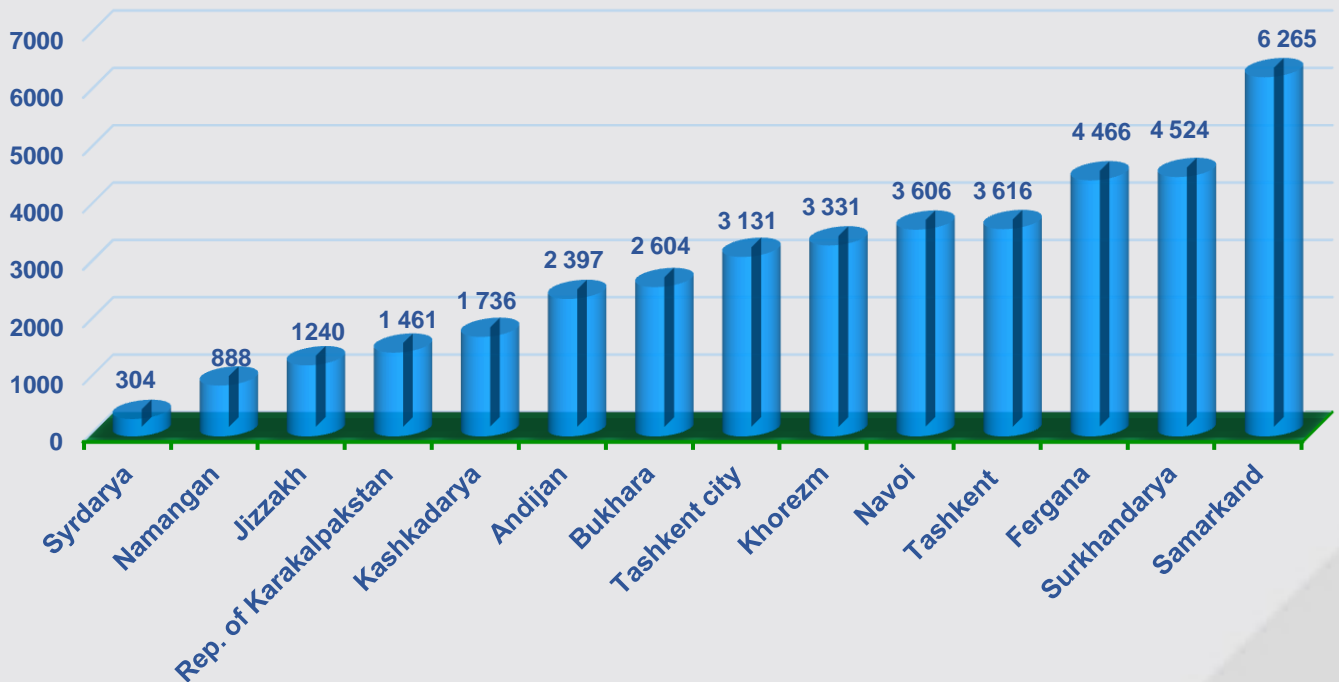
^{*} As of January 1, 2020. Based on data from the Councils of district (city) municipalities of citizens.

^{**} The number of resident population is as of June 1, 2020.

Number of operating family businesses by region

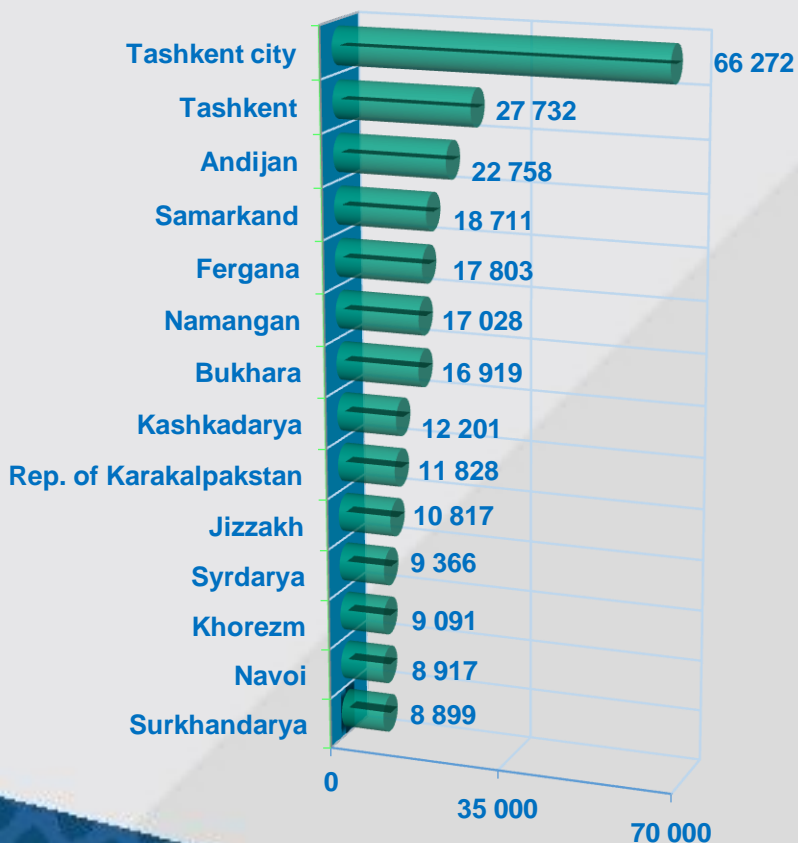
(as of October 1, 2020, units)

25



Number of operating limited liability companies by region

(as of October 1, 2020, units)

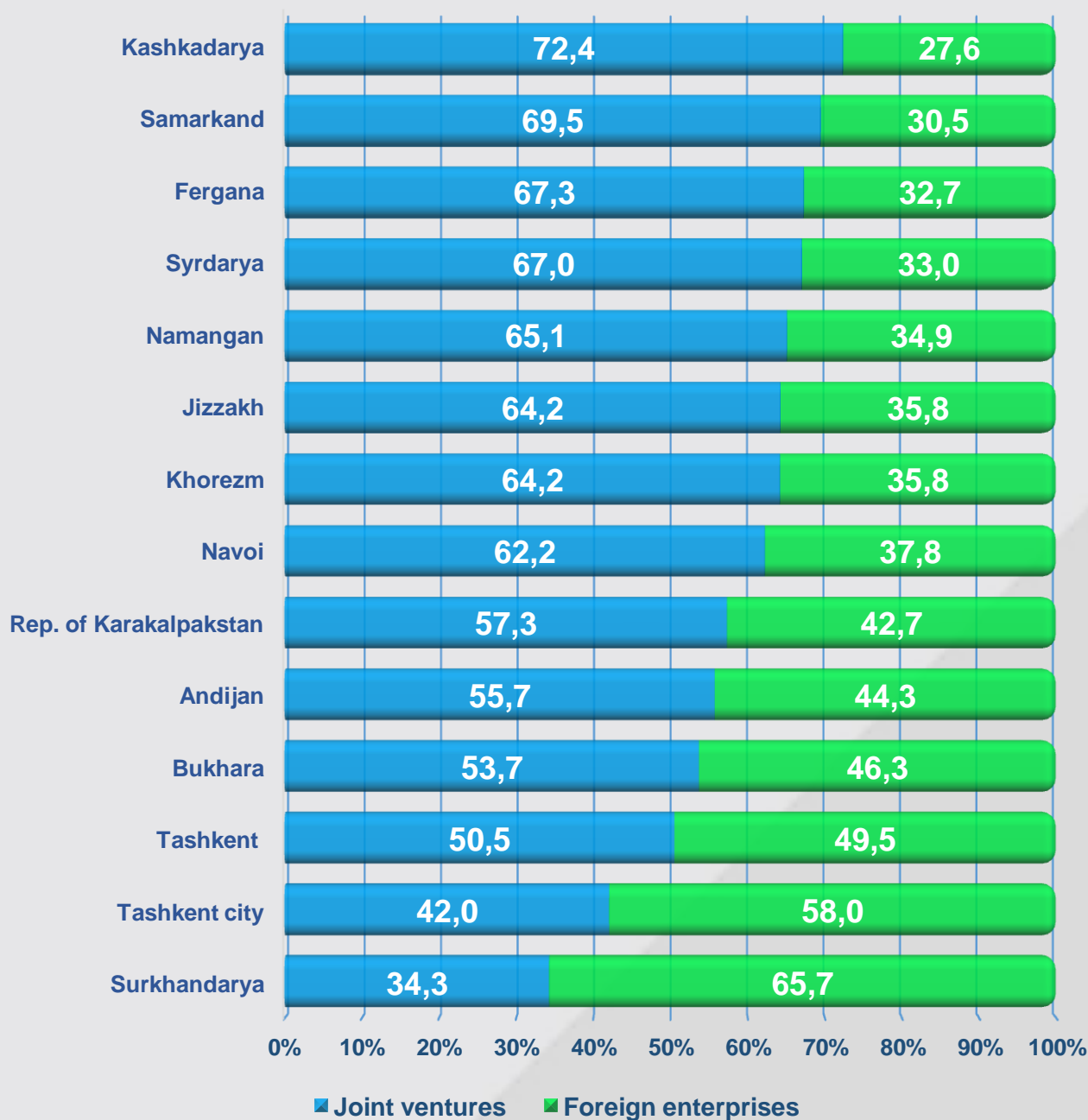


As of October 1, 2020, the share of operating limited liability companies by region was 25.7% in the city of Tashkent, 10.7% - Tashkent, 8.8% - Andijan, 7.2% - Samarkand, 6.9% - Fergana, 6.6% - Bukhara, 6.6% - Namangan, 4.7% - Kashkadarya, 4.2% - Jizzakh, 3.5% - Khorezm, 3.6% - Syrdarya, 3.4% - Surkhandarya, 3.5% - Navoi regions and 4.6% - the Republic of Karakalpakstan.

Distribution of enterprises with foreign capital (joint and foreign) by region

(as of October 1, 2020, % share of their total number)

26

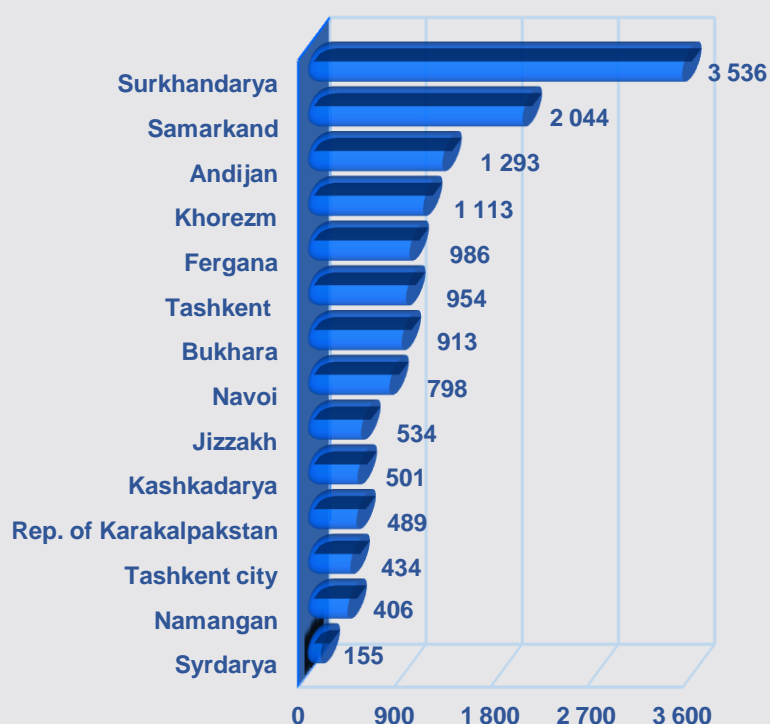


One of the most important goals of the Action Strategy for the five priority areas of development of the Republic of Uzbekistan for 2017–2021 is the further development of international economic cooperation. Thus, the increase in the number of enterprises with foreign investment is primarily due to political stability and the improvement of the legal framework for investment activities in the country.

Number of newly established family businesses by region

(for January-September 2020, units)

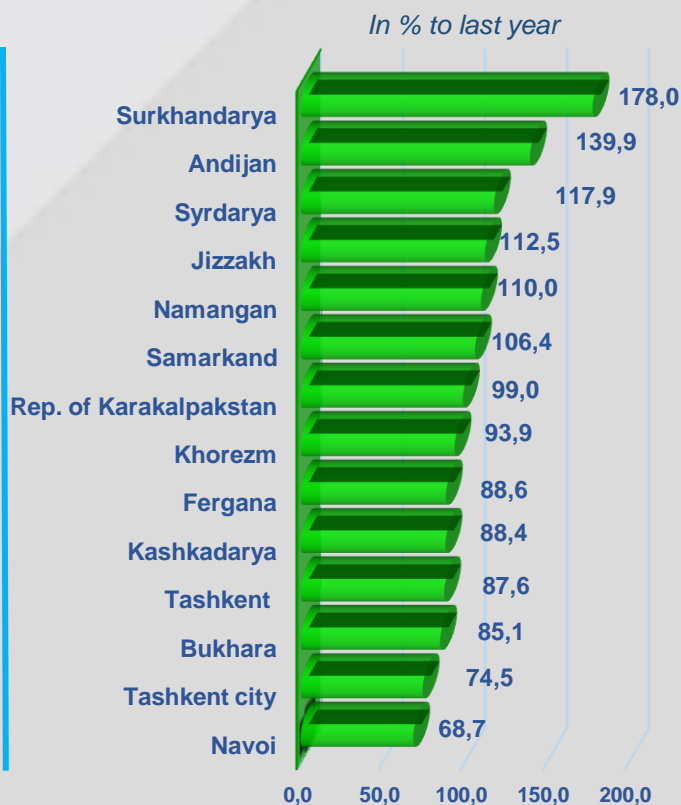
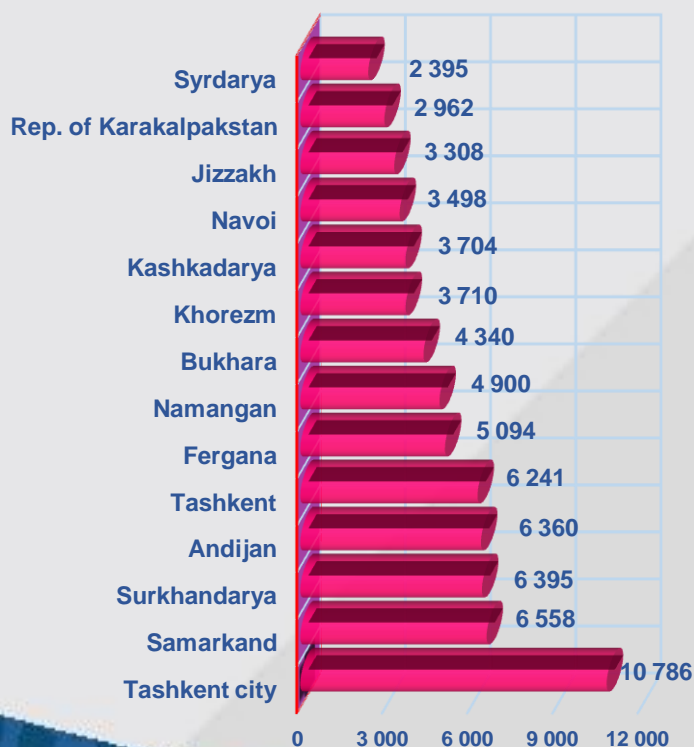
27



In January-September 2020, the share of newly created family enterprises in the context of regions amounted to 3.1% in the city of Tashkent, 6.7% in Tashkent, 9.1% in Andijan, 14.4% in Samarkand, 6.4% in Bukhara, 2.9% - Namangan, 3.5% - Kashkadarya, 3.8% - Jizzakh, 7.9% - Khorezm, 1.1% - Syrdarya, 25.0% - Surkhandarya, 5.6% - Navoi regions and 3.5% to the Republic of Karakalpakstan.

Number of newly created small enterprises and microfirms by region

(for January-September)



Explanation of statistical indicators

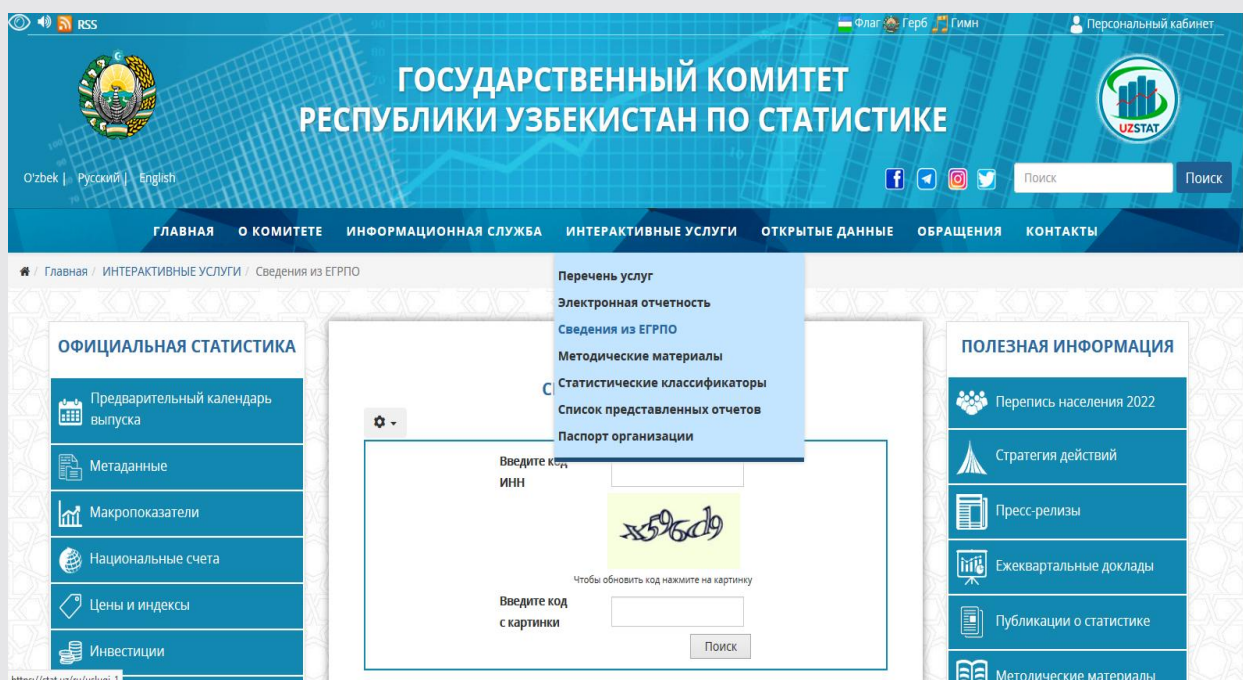
The Unified State Register of Enterprises and Organizations is an automated system containing periodically updated information of a reference character, which provides state accounting and identification of enterprises and organizations based on a unified classification system.

Registered enterprises and organizations are legal entities that have passed state registration in the established body in the prescribed manner and have the status of legal entities in the state register (with the exception of liquidated legal entities).

Operating enterprises and organizations are legal entities that have undergone state registration in the registering body in accordance with the established procedure and have not submitted information to the state statistics bodies about the failure to carry out or terminate financial and economic activities.

Newly created enterprises and organizations are legal entities that have undergone state registration in the registering body in accordance with the established procedure and entered (re-included) in the state register of legal entities.

Small enterprises and microfirms are organizations related to small businesses in accordance with Appendix 1 to the Resolution of the Cabinet of Ministers of the Republic of Uzbekistan dated August 24, 2016 No. 275 “On measures to transfer to the international system of classification of types of economic activity”.



Interactive services are available for external users on the **stat.uz** website that provide access to the database of the Unified State Register of Enterprises and Organizations (EGRPO).

**Maintenance and system maintenance
of statistical registers
Tel. 71 202-80-90 (91)**