



Businesses and organizations

(without farmer and dekhkan farms)

January-February 2018

FIGURES:

- The number of operating enterprises and organizations increased by **7,5 thousand units**.
- The share of inactive enterprises decreased by **0,1 percentage points**.
- The newly established enterprises for **8,1 thousand units**, more than liquidated.

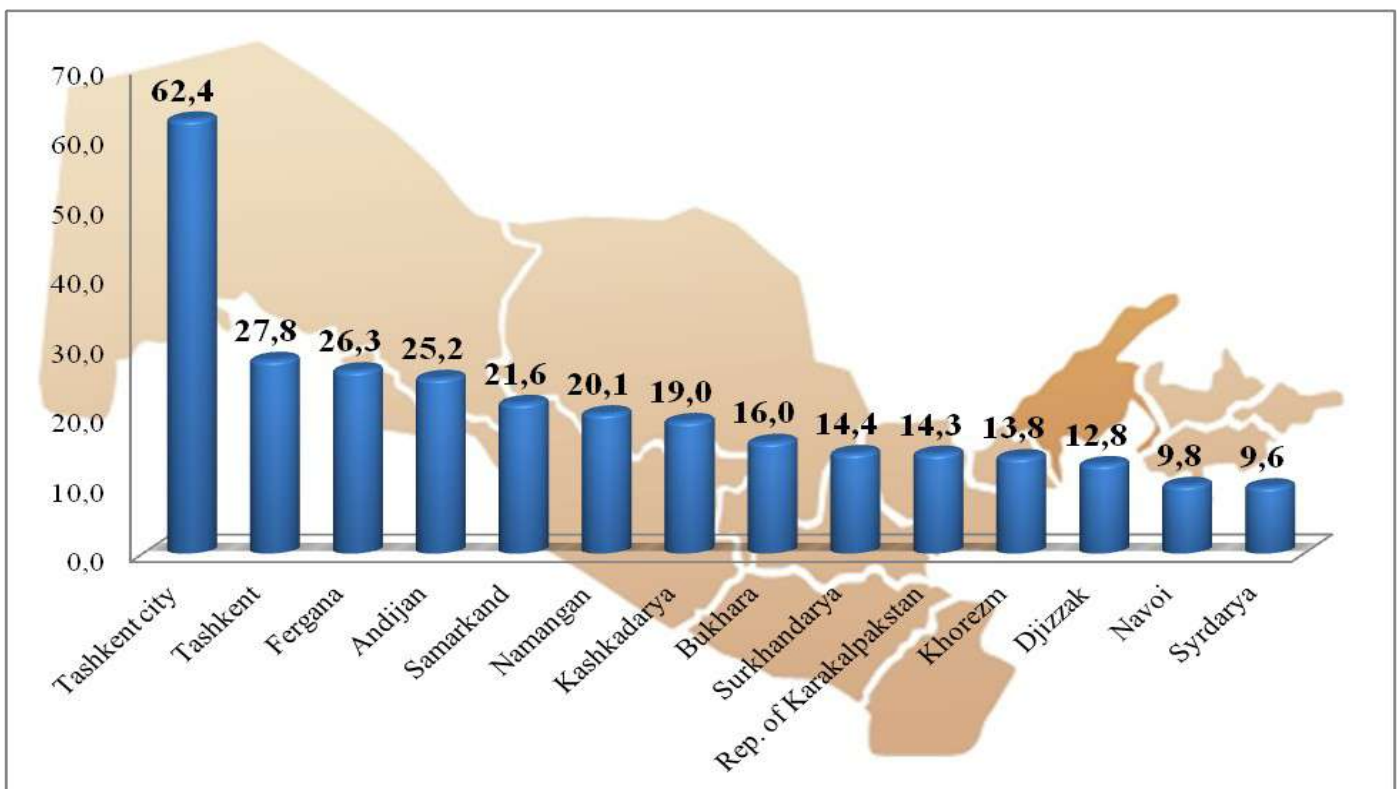
For January-February 2018 in the Republic of Uzbekistan, the number of newly established enterprises and organizations amounted to 10.8 thousand, which is 1.7 thousand more than the same period last year.

At the same time, the number of enterprises and organizations that ceased their activities, compared with the same period last year, increased by 2.9% and amounted to 2.7 thousand units.

As a result, the number of operating enterprises and organizations has increased by 7.5 thousand units (2.6%) since the beginning of the year and amounted to 293.1 thousand units.

The largest share of operating enterprises and organizations is observed in Tashkent (21.3%), Tashkent (9.5%), Ferghana (8.9%) and Andijan (8.6%) regions.

Number of operating enterprises and organizations by region (excluding farmer and dekhkan farms), thousand units.

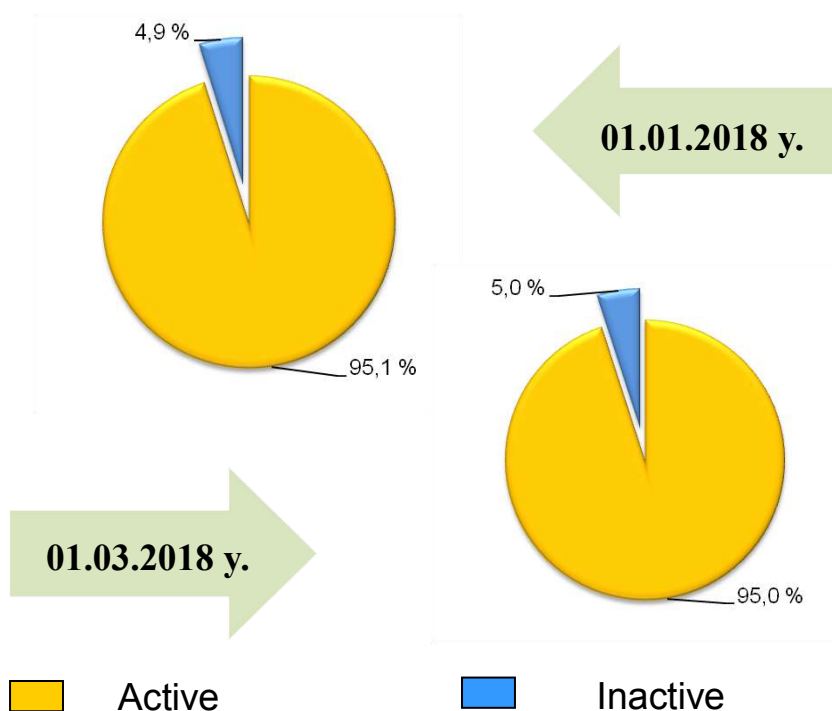


The distribution of the number of registered and operating enterprises and organizations by region

(as of March 1, 2018, without farmer and dehkan farms)

	Registered		Active	
	thousand units.	in% of the total	thousand units.	in% of the total
Republic of Uzbekistan	308,4	100,0	293,1	100,0
Republic of Karakalpakstan	14,9	4,8	14,3	4,9
regions:				
Andijan	26,8	8,7	25,2	8,6
Bukhara	16,9	5,5	16,0	5,5
Djizzak	13,4	4,4	12,8	4,4
Kashkadarya	19,8	6,4	19,0	6,5
Navoi	10,1	3,3	9,8	3,3
Namangan	21,1	6,8	20,1	6,9
Samarkand	22,9	7,4	21,6	7,4
Surkhandarya	15,2	4,9	14,4	4,9
Syrdarya	10,3	3,3	9,6	3,2
Tashkent	31,6	10,3	27,8	9,5
Fergana	26,8	8,7	26,3	8,9
Khorezm	14,5	4,7	13,8	4,7
Tashkent city	64,1	20,8	62,4	21,3

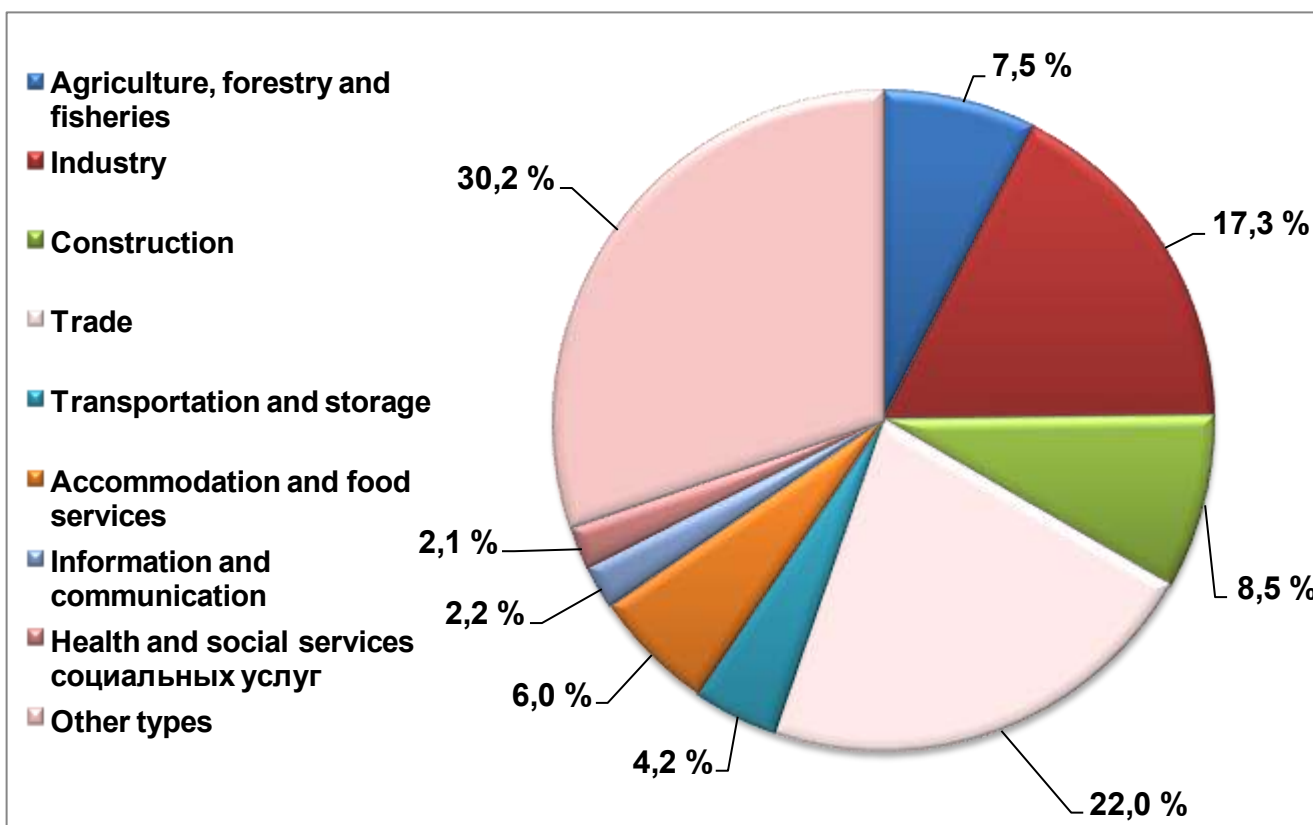
The proportion of active and inactive in the total number of enterprises and organizations (in percent)



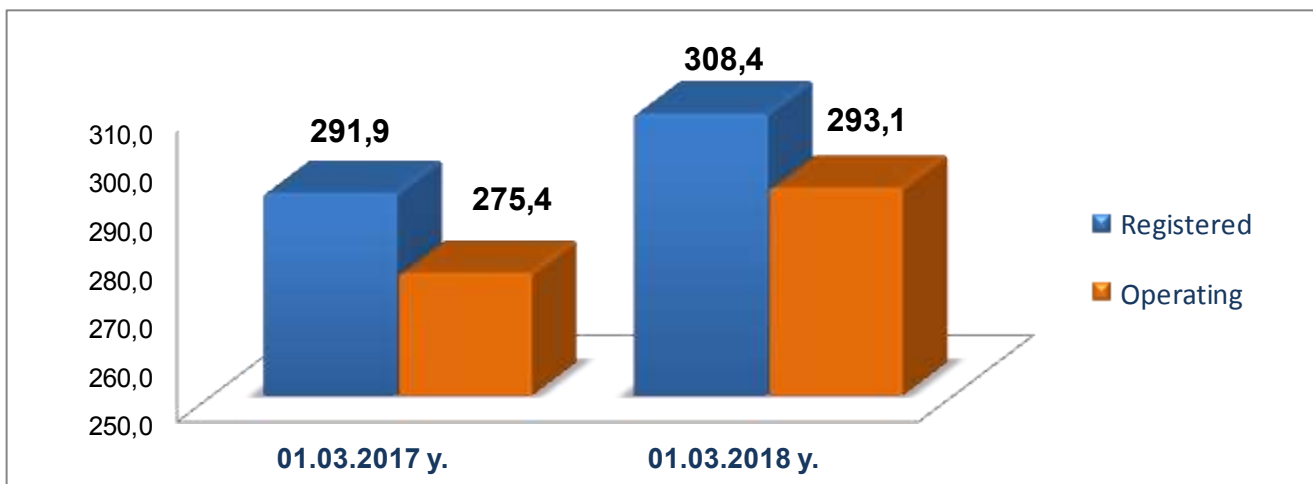
The share of operating in the total number of registered enterprises and organizations was 95.0%, respectively, the proportion of inactive in the total number of enterprises and organizations was 5.0%. that is by 0.1 pp. less than compared with the beginning of the reporting year.

From the total number of operating enterprises and organizations, the share of enterprises and organizations in the sphere of trade is 22.0%, in the sphere of industry 17.3%, in the construction sector 8.5%, in the sphere of agriculture, forestry and fisheries 7.5% in the sphere of accommodation and food services 6.0%, in the sphere of transportation and storage 4.2%, in the sphere of information and communication 2.2%, in the sphere of health and social services 2.1% and in other spheres of economic activity 30, 2%.

Share of operating enterprises and organizations by types of economic activity (excluding farmer and dehqan farms)%

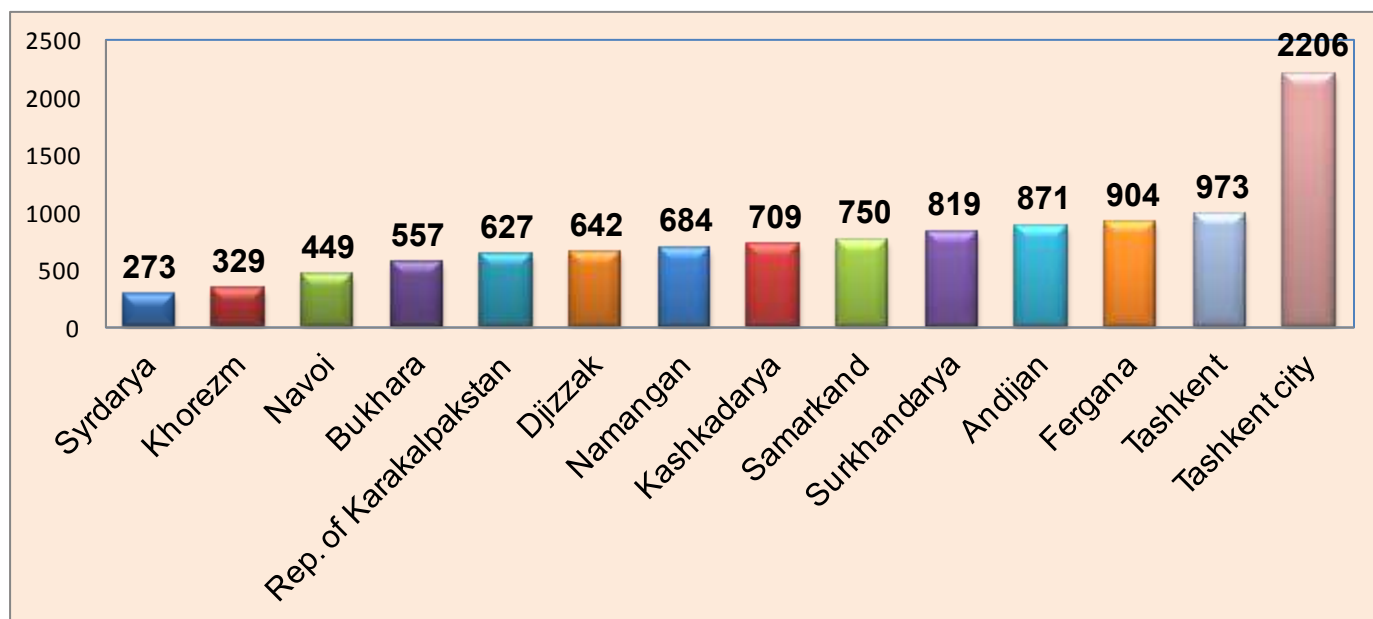


Dynamics of growth of registered and operating enterprises and organizations



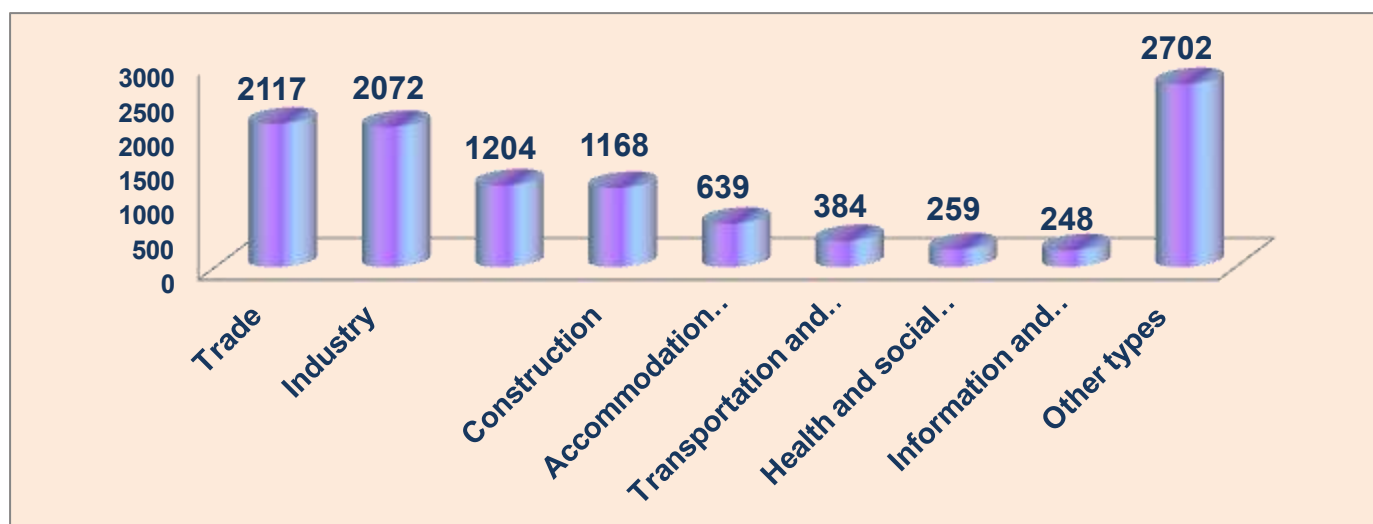
For January-February 2018 in the Republic of Uzbekistan, the number of newly created enterprises and organizations amounted to 10793 units, which is 18.1% more than the same period last year. The largest part of the total number of newly created enterprises and organizations falls on the city of Tashkent (2206 units), Tashkent (973 units), Ferghana (904 units) and Andijan (871 units). The smallest falls on the Syrdarya (273 units), Khorezm (329 units) and Navoi (449 units).

The number of newly created enterprises and organizations in the context of regions, units.,



If we consider the number of newly created enterprises and organizations in terms of types of economic activity, the bulk falls on the sphere of trade (2117 units), industry (2,072 units), agriculture, forestry and fisheries (1,204 units) and the sphere construction (1168 units). The smallest number is observed in the sphere of information and communication (248 units), in the healthcare and social services (259 units) and in transportation and storage (384 units).

Number of newly created enterprises and organizations by types of economic activities, units.



The decrease in the share of operating enterprises and organizations by types of economic activity compared with the same period last year is observed in the healthcare and social services (-0.9 pp), trade (-0.8 pp), the sphere information and communication (by 0.2 pp). This is due to an increase in the share of operating enterprises and organizations in the sphere of industry (+0.7 pp), agriculture, forestry and fisheries (+ 0.4 pp), construction and housing and food services (+ 0.2 pp), transportation and storage (+0.1 pp), as well as other types (+ 0.3 pp).

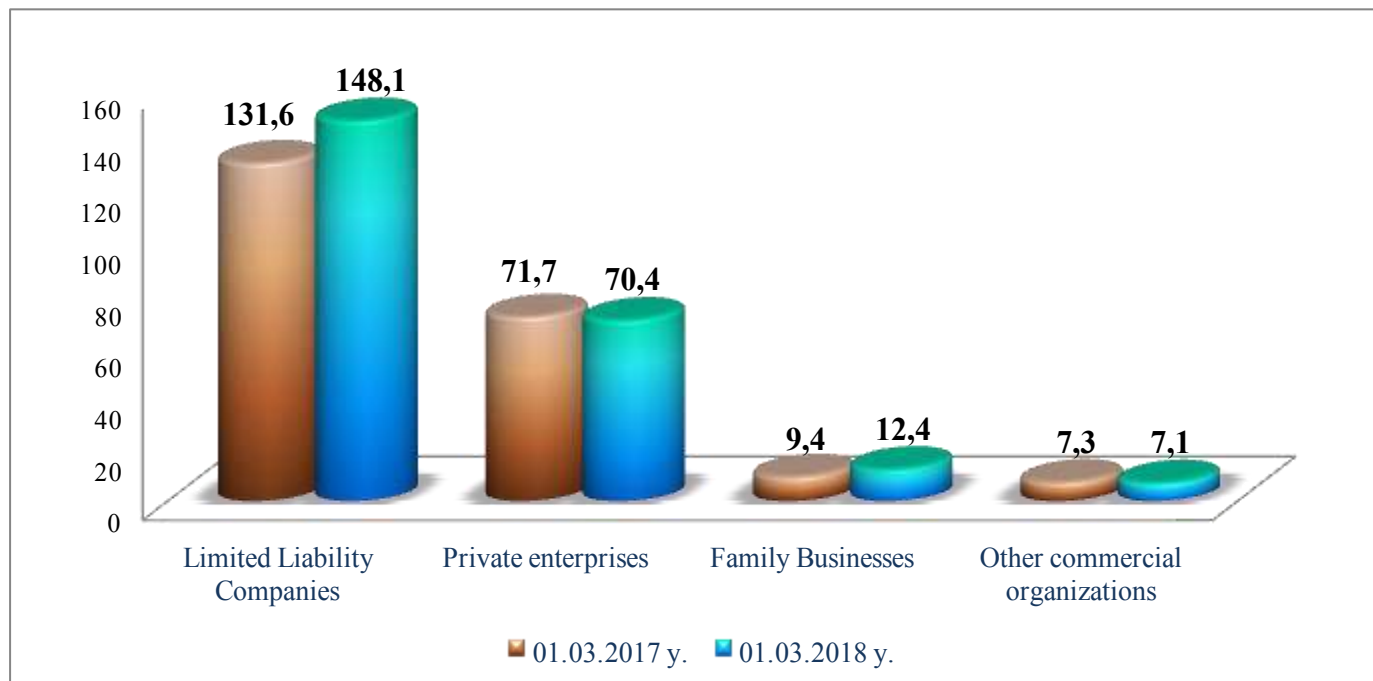
The share of operating enterprises and organizations by types of economic activity in comparison with the same period of the last year, in percentage points

Type of activity	01.03.2018 y.	01.03.2017 y.	(+-)
Health and social services	2,1	3,0	-0,9
Trade	22,0	22,8	-0,8
Information and communication	2,2	2,4	-0,2
Industry	17,3	16,6	0,7
Agriculture, forestry and fisheries	7,5	7,1	0,4
Construction	8,5	8,3	0,2
Accommodation and food services	6,0	5,8	0,2
Transportation and storage	4,2	4,1	0,1
Other types	30,2	29,9	0,3

Number of operating commercial enterprises according to the Classifier of organizational and legal forms (without farmer and dehkan farms)

The number of operating commercial enterprises and organizations as of March 1, 2018 amounted to more than 238.0 units, of which 70.5 thousand units. - private enterprises, 12.4 thousand units - family enterprises, 148.1 thousand units - limited liability companies, 0.6 thousand units - joint-stock companies and 6.4 thousand units - other enterprises.

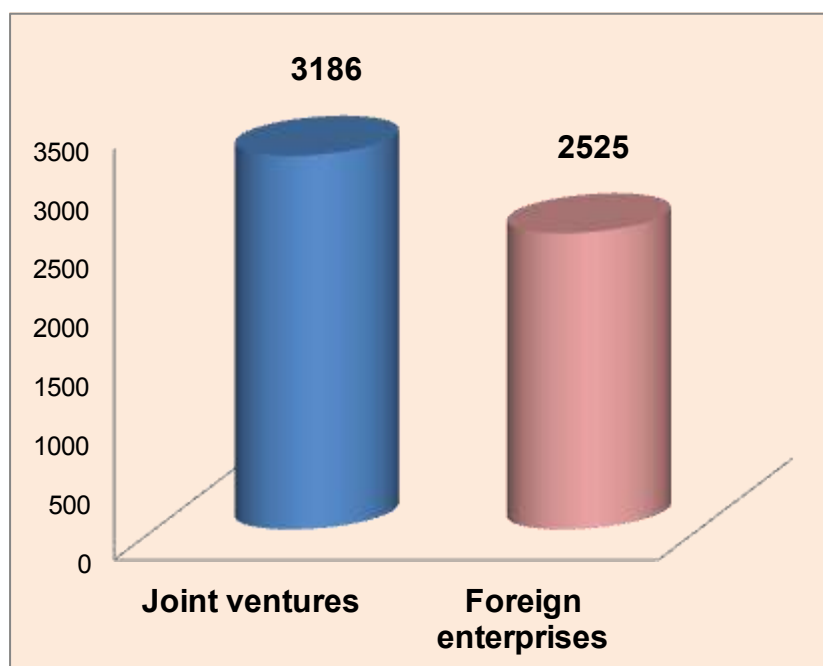
Distribution of operating legal entities according to the classifier of organizational and legal forms, thousand units.



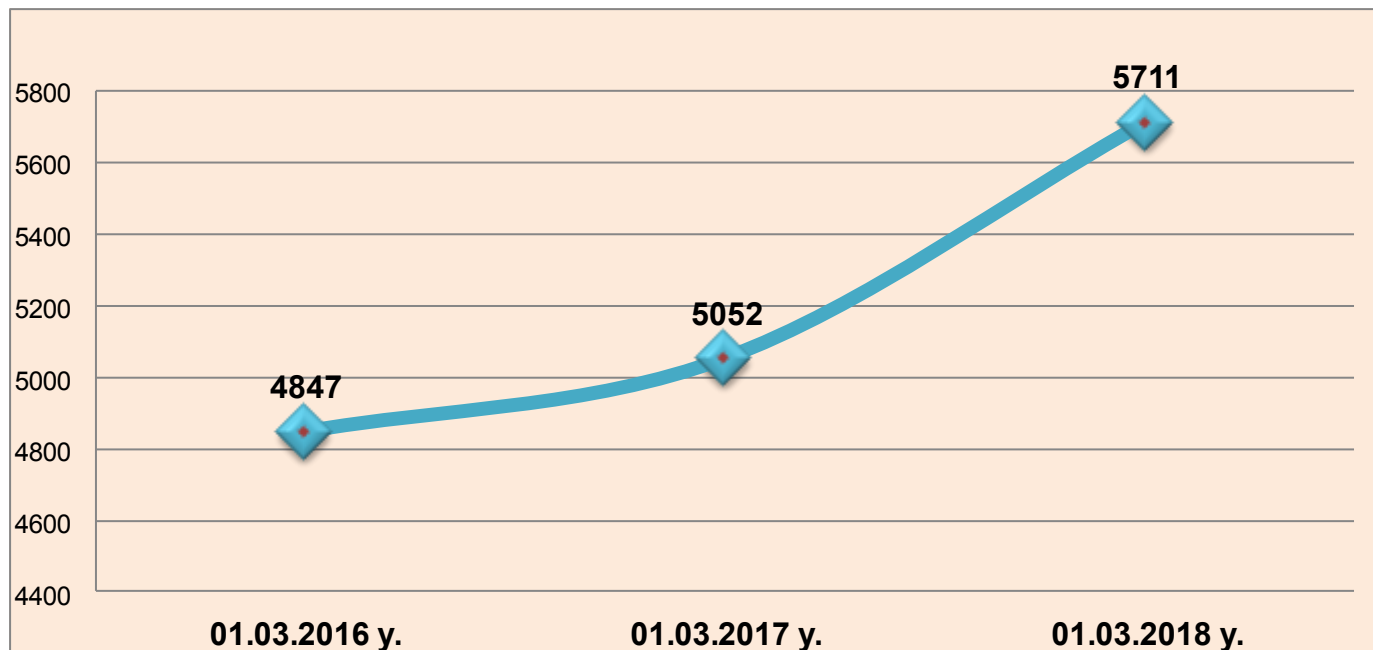
Enterprises with participation of foreign capital

As of March 1, 2018, the number of operating enterprises with the participation of foreign capital in the republic was 5711 units. In comparison with the previous year, the growth in the number of operating enterprises was 13.0% or 659 units. Of these, joint ventures amount to 3186 units, foreign enterprises - 2525 units.

The number of joint ventures and foreign enterprises in the structure of operating enterprises with the participation of foreign capital, units

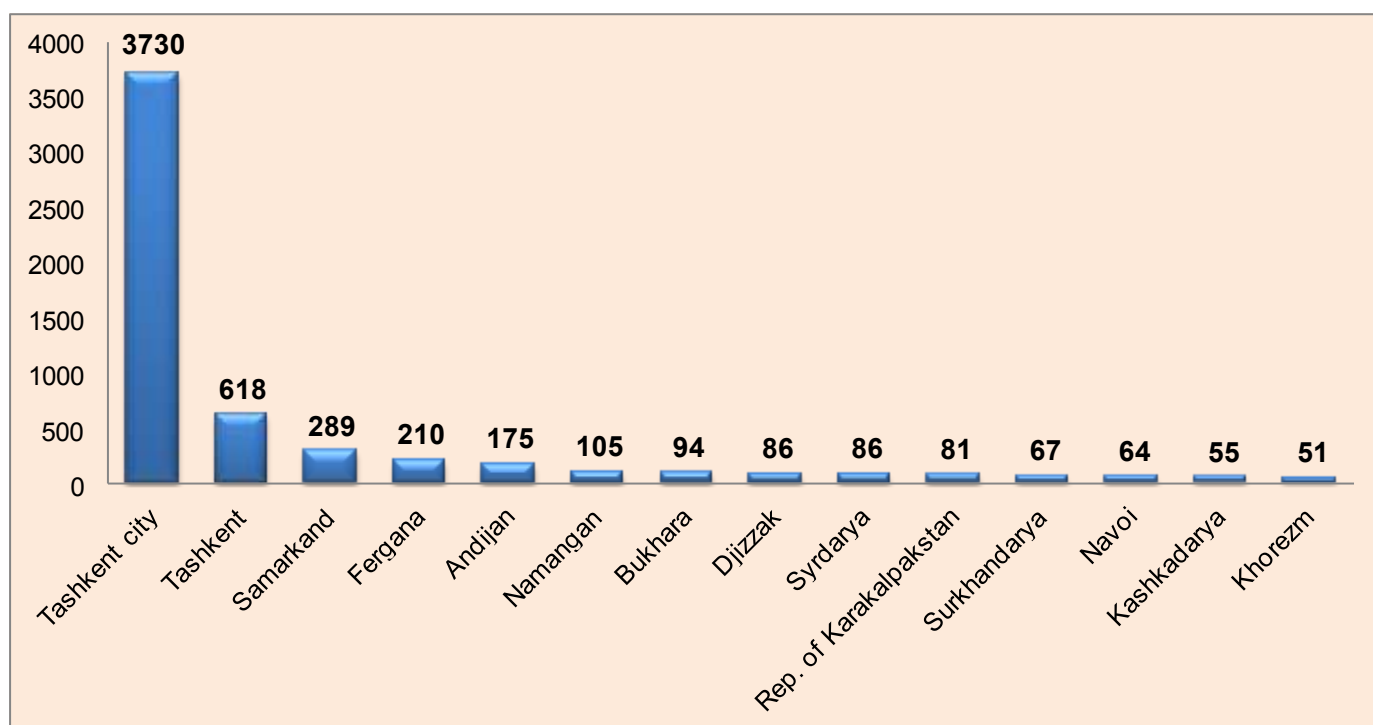


Dynamics of growth of enterprises with participation of foreign capital, units



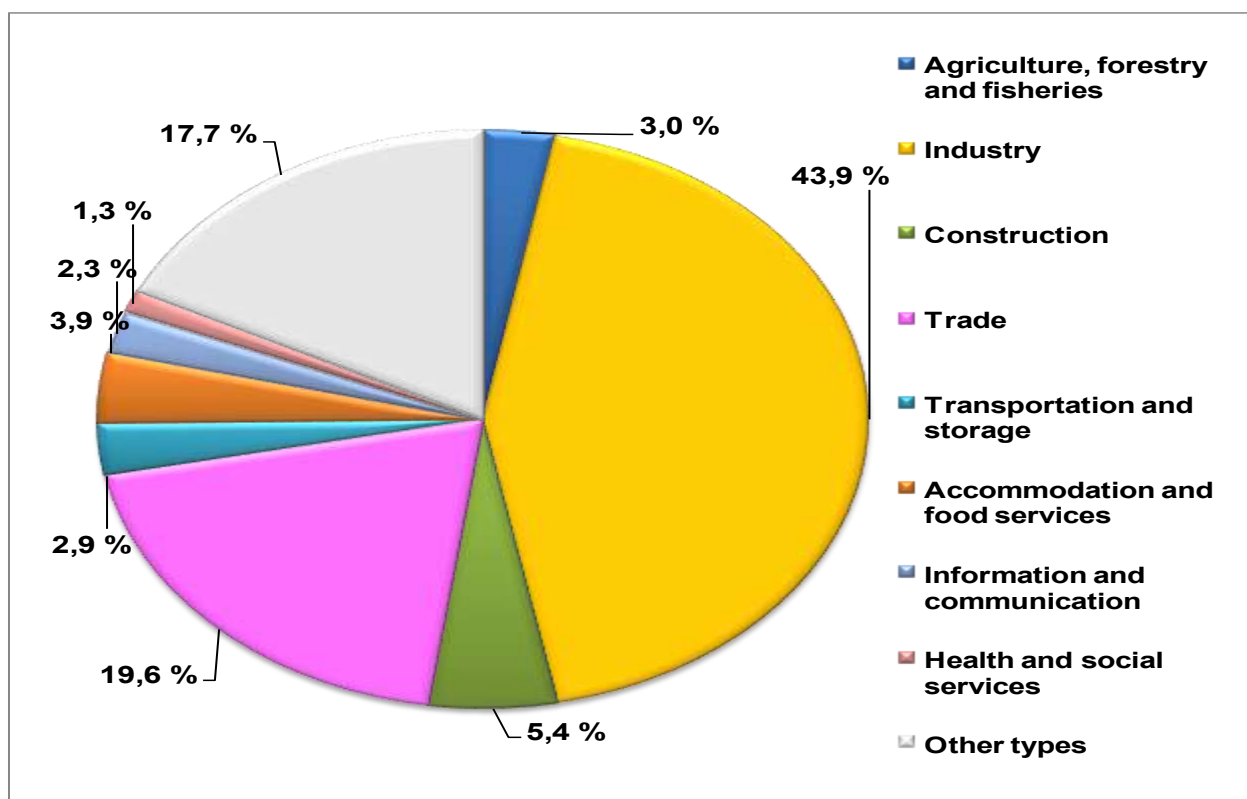
The bulk of enterprises with foreign capital participation account for the city of Tashkent 3730 units. (65.3%), on the Tashkent 618 units. (10.8%) and the Samarkand 289 units. (5.1%) of the region. The smallest part falls on Khorezm 51 units. (0.9%), Kashkadarya 55 units (1.0%), Navoi 64 units (1.1%) and Surkhandarya 67 units. (1.2%) of the region. This indicates the need to strengthen joint work with foreign partners, develop and attract foreign investment in these regions.

Number of operating enterprises with participation of foreign capital in the context of regions, units



If we consider the number of operating enterprises with the participation of foreign capital by types of economic activity as of February 1, 2018, then the largest number is in industry 2483 units. (44.3%), trade in 1078 units. (19.2%) and other types of 996 units. (17.8%), while the lowest is health care and 76 social services. (1.4%), information and communication 129 units. (2.3%), agriculture, forestry and fisheries 162 units. (2.9%), transportation and storage of 163 units. (2.9%), accommodation and food services 221 units. (3.9%) and the construction of 300 units. (5.3%). From this it can be seen that the bulk of operating enterprises with foreign capital participate in industry and trade. And the smallest part is accounted for by types of health care and the provision of social services, as well as information and communication.

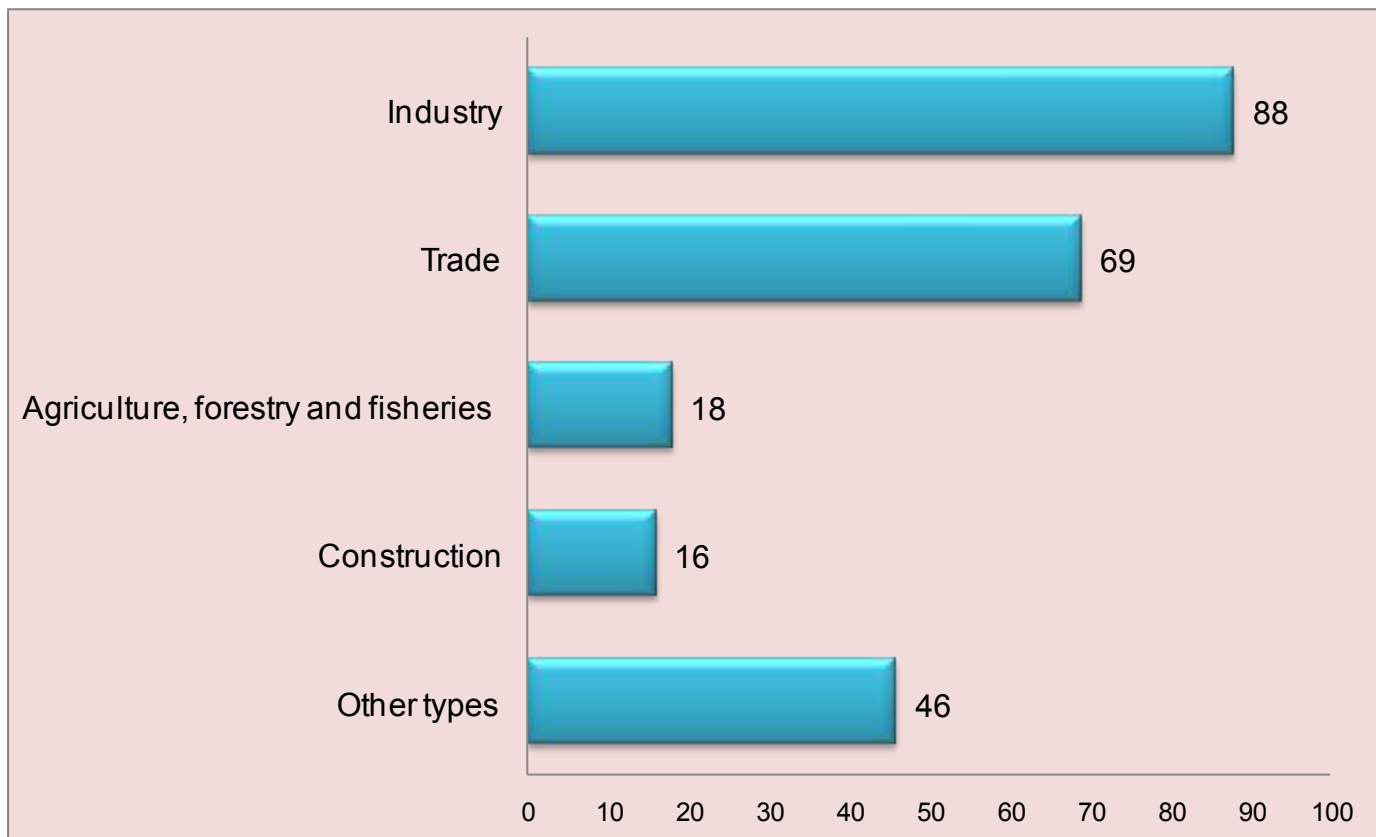
Share of operating enterprises with participation of foreign capital by types of economic activity,%



In January-February 2018, 237 units of enterprises with the participation of foreign capital were re-established in the Republic. In comparison with the previous year, the growth in the number of operating enterprises increased by 2.5 times and amounted to 142 units.

If we consider newly established enterprises with foreign capital by economic activity, the bulk falls to industry 88 units, trade 69 units, agriculture, forestry and fisheries-18 units. building 16 units, and other activities 46 units.

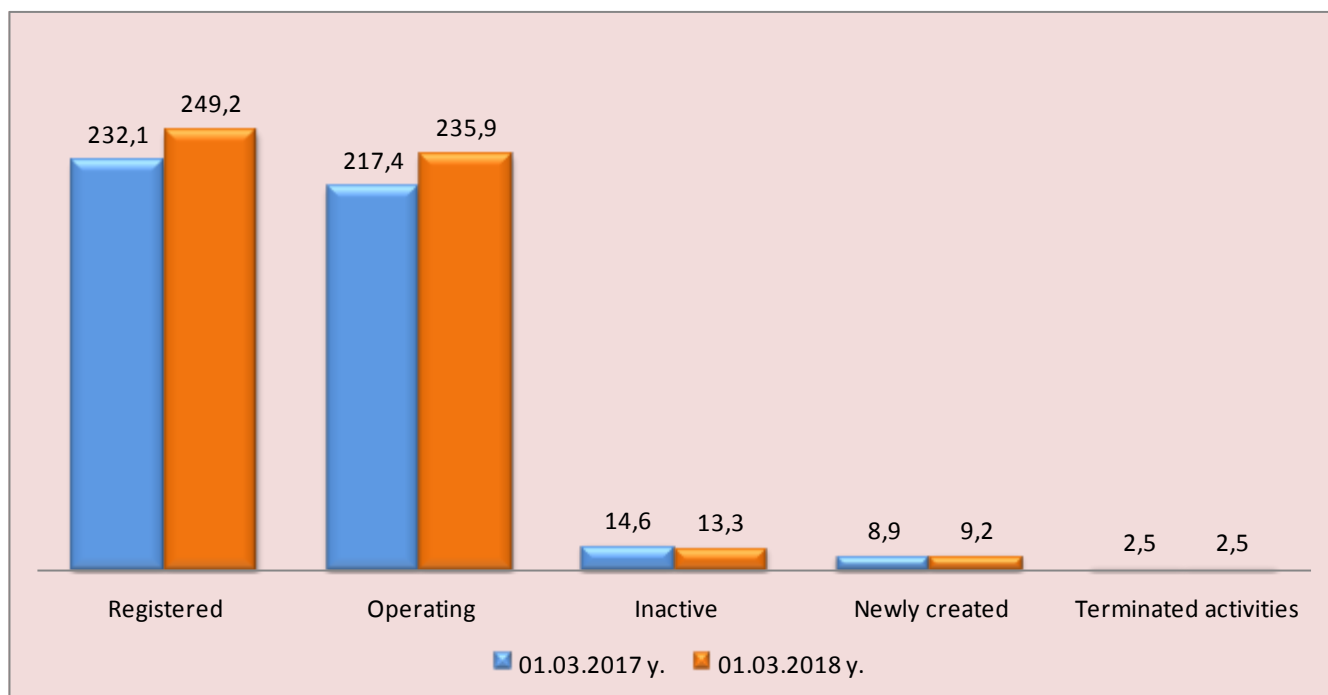
Number of newly created enterprises with foreign capital participation by economic activities, units



Number of small businesses and microfirms

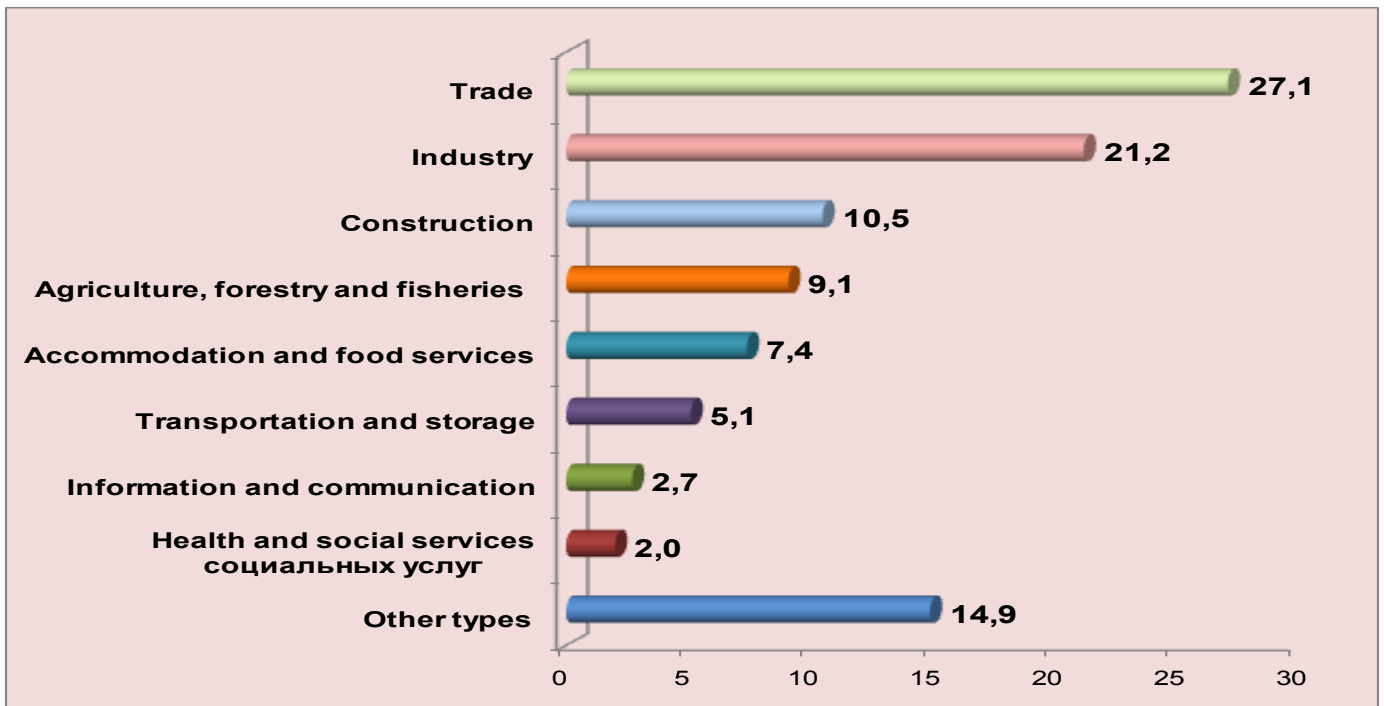
As of March 1, 2018, the number of operating small businesses and microfirms in the republic was 235,900 units. This figure is 8.5% higher than the same period last year. The basic part of operating small enterprises and microfirms falls on the city of Tashkent 53377 units. (22.6%), the Tashkent 22447 units. (9.5%), Ferghana 20875 units. (8.9%) and Andijan 20677 units. (8.8%) of the region.

Dynamics of the number of small enterprises and microfirms, thousand units.



Of the total number of operating small businesses and microfirms (235.9 thousand units), by trade, 63916 units are accounted for by trade. (27.1%), industry - 50014 units. (21.2%), construction - 24841 units. (10.5%), agriculture, forestry and fisheries - 21505 units. (9.1%), accommodation and food services - 17331 units. (7.4%), transportation and storage services - 12049 units. (5.1%), information and communication - 6309 units. (2.7%), healthcare and the provision of social services - 4629 units. (2.0%), as well as for other species - 35259 units. (14.9%). From this it can be seen that the bulk of operating small enterprises and microfirms account for industry and trade. The smallest share of economic activities falls on health, the provision of social services, as well as information and communication.

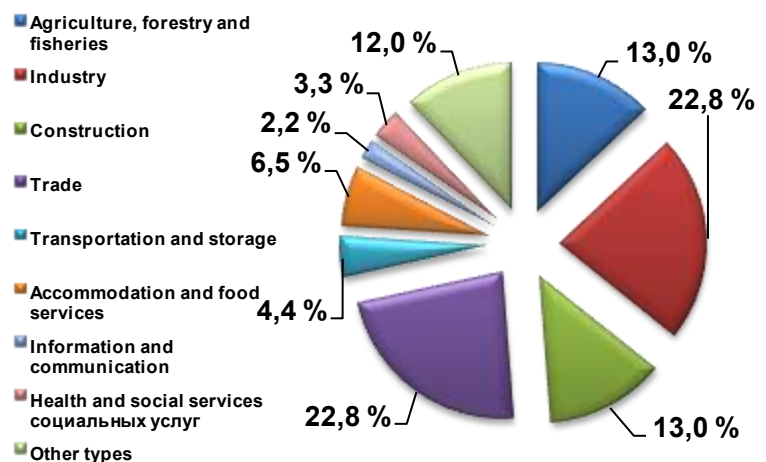
Share of operating small enterprises and micro-firms by types of economic activity, %



In January-February 2018, the number of newly created small businesses and micro-firms was less than 9.2 thousand units, which is 3.0 percent more than in 2017. Most of all the newly created small businesses are in the city of Tashkent (2,082 units), Tashkent (899 units), Ferghana (774 units) and Surkhandarya (718 units). The smallest falls on the Syrdarya (249 units), Khorezm (295 units) and Navoi (359 units).

If we consider the number by type of economic activity, then the largest part falls to industry - 2068 units, trade - 2113 units, agriculture, forestry and fisheries-1198 units, construction - 1166 units. The smallest number is health care and the provision of social services - 248 units, information and communication - 256 units, as well as transportation and storage - 384 units.

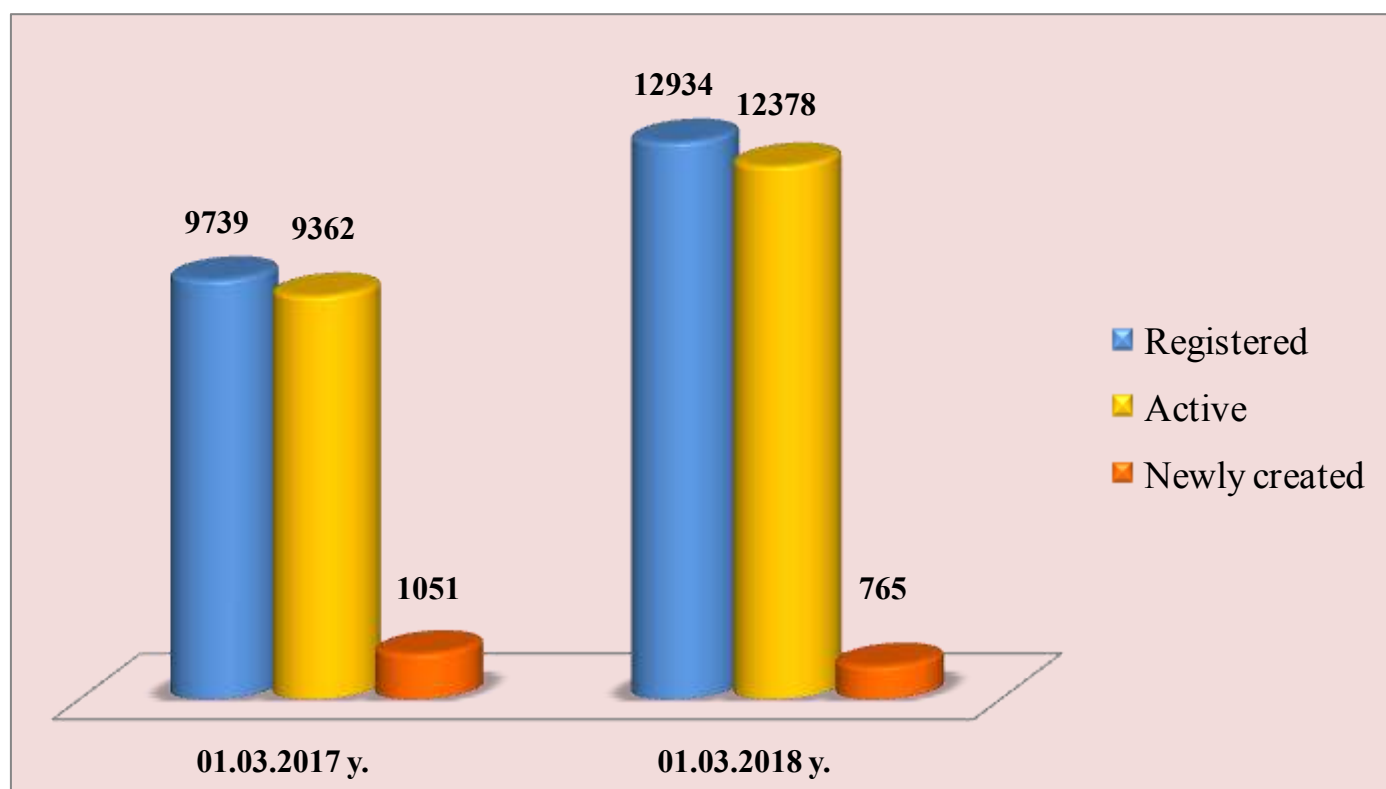
The share of newly created small enterprises and microfirms in terms of types of economic activity, %



Number of family enterprises

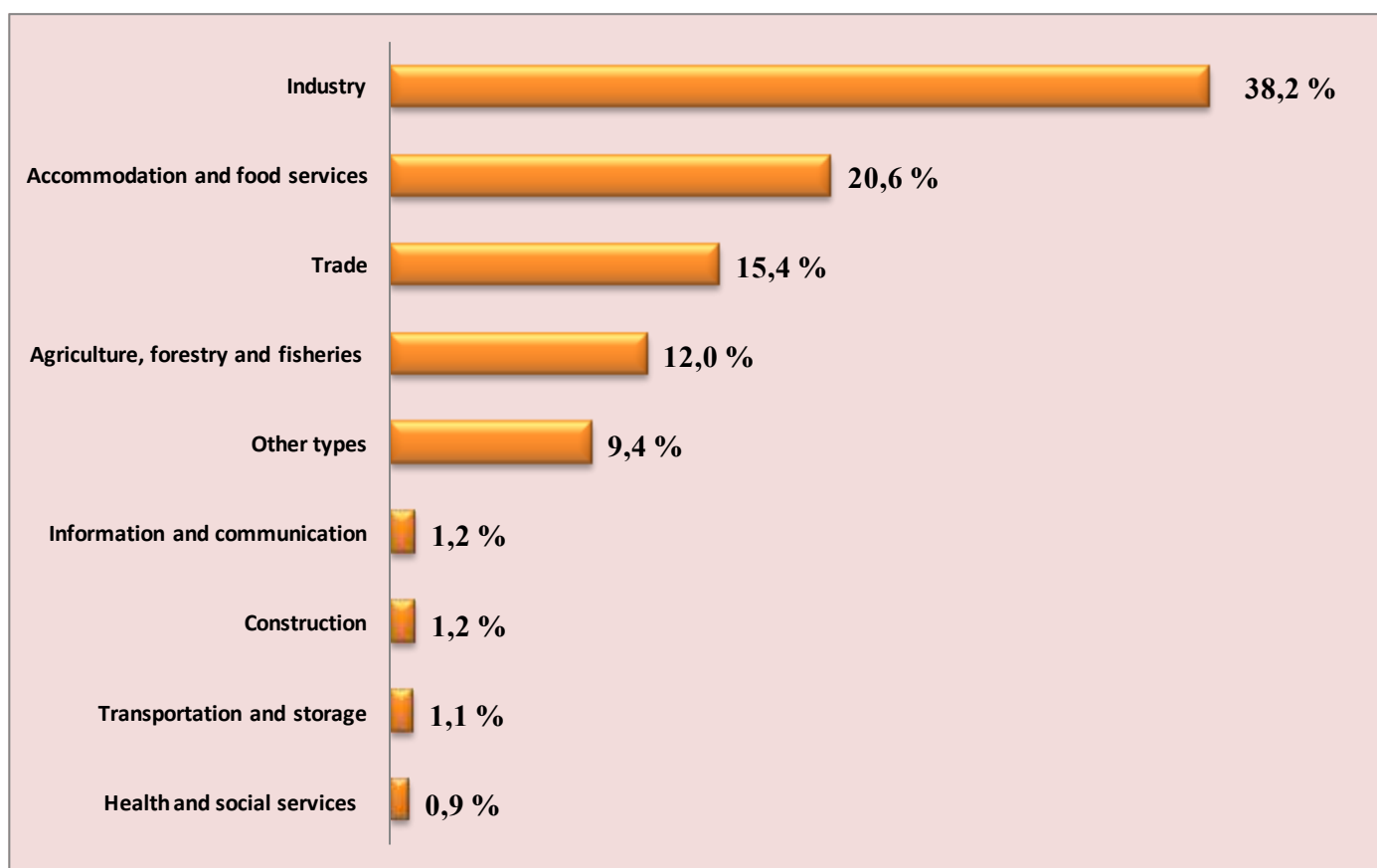
As of March 1, 2018, the number of registered family enterprises that passed state registration as a legal entity amounted to 12,934 units, of which 12,378 units or 95.7% were active. Compared to the previous year, the growth in the number of registered and operating family enterprises averaged 32.5%.

Dynamics of growth of family enterprises, units



If we consider the number of operating family enterprises by type of economic activity, the major share falls to industry - 38.2% or 4728 units, services for accommodation and meals - 20.6% or 2550 units, trade - 15.4% or 1912 units, agriculture, forestry and fisheries - 12.0% or 1481 units, construction - 1.2% or 155 units, information and communication - 1.2% or 150 units, transportation and storage - 1.1 % or 132 units, health and social services - 0.9% or 111 units. and other species - 9.4% or 1159 units .

Share of operating family enterprises by type of economic activity,%



T

Department of Maintenance and System
Service of Statistical Registers

he material was prepared on the basis of the data of the
Unified State Register of Enterprises and Organizations
(USREO)

Responsible for the issue:

S.Begmatov
(0371) 230-80-90,91