



Enterprises and organizations

(preliminary data)

January-September 2018

(without farmer and dekhkan farms)

January-September 2018


In January-September 2018 in the Republic of Uzbekistan the number of newly created enterprises and organizations amounted to 42.8 thousand, which is 10.0 thousand more than the same period last year.

At the same time, the number of enterprises and organizations that ceased their activities, compared to the same period last year, decreased by 39.3 % and amounted to 6.6 thousand units.

As a result, the number of existing enterprises and organizations has increased by 31.1 thousand units since the beginning of the year (10.9 %) and amounted to 316.7 thousand units.

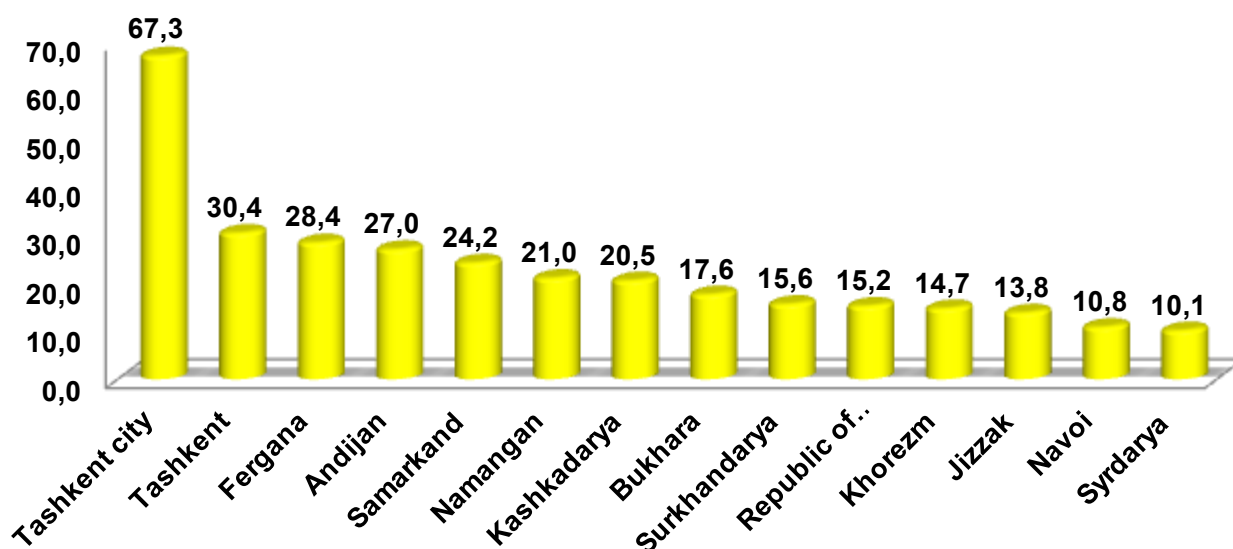
The largest share of existing enterprises and organizations was observed in Tashkent 21.3 %, Tashkent 9.6 %, Fergana 9.0 % and Andijan 8.5 % oblasts.

Existing commercial enterprises (without farmer and dekhkan farms)



Enterprises and organizations

The number of existing enterprises and organizations by region
(without farmer and dekhkan farms), thousand units



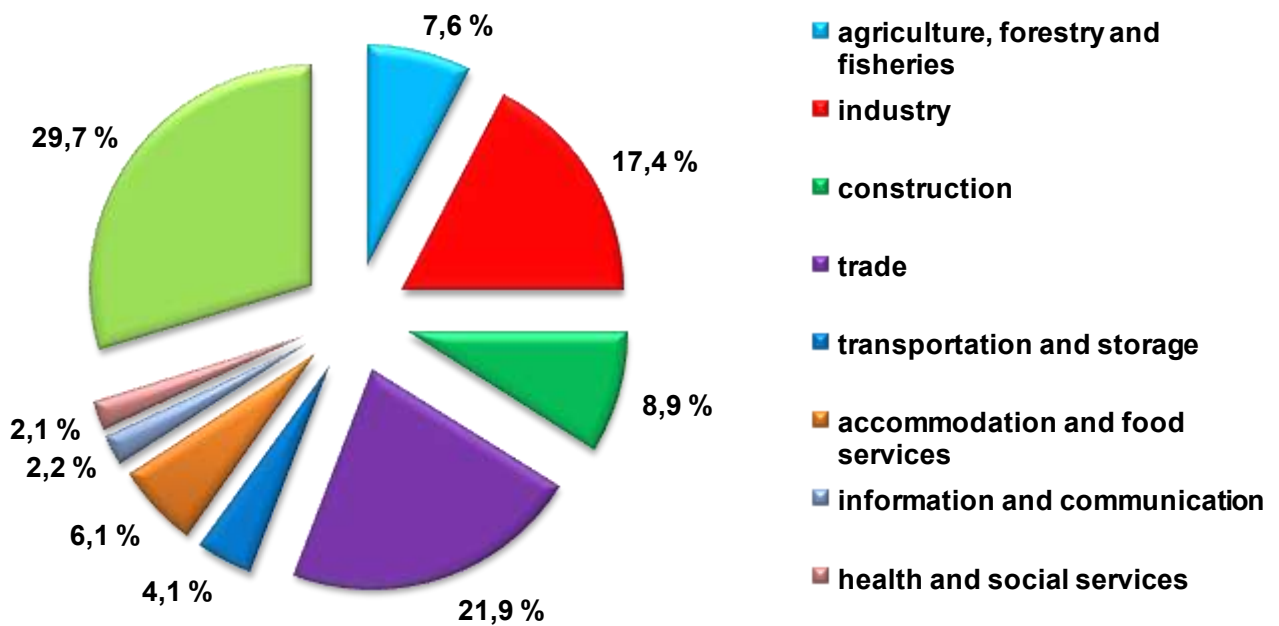
Distribution of the number of registered and operating enterprises and organizations by region
(as of October 1, 2018, without farms and dekhkan farms)

	Registered		Operating	
	thous. units	% to the total	thous. units	% to the total
Republic of Uzbekistan	331,2	100	316,7	100
Republic of Karakalpakstan	15,7	4,7	15,2	4,8
regions:				
Andijan	28,5	8,6	27,0	8,5
Bukhara	18,5	5,6	17,6	5,6
Jizzak	14,5	4,4	13,8	4,4
Kashkadarya	21,1	6,4	20,6	6,5
Navoi	11,0	3,3	10,8	3,4
Namangan	22,1	6,7	21,0	6,6
Samarkand	25,3	7,6	24,2	7,6
Surkhandarya	16,2	4,9	15,6	4,9
Syrdarya	10,9	3,3	10,1	3,2
Tashkent	34,3	10,4	30,4	9,6
Fergana	28,8	8,7	28,4	9,0
Khorezm	15,4	4,7	14,7	4,6
Tashkent city	68,9	20,8	67,3	21,3

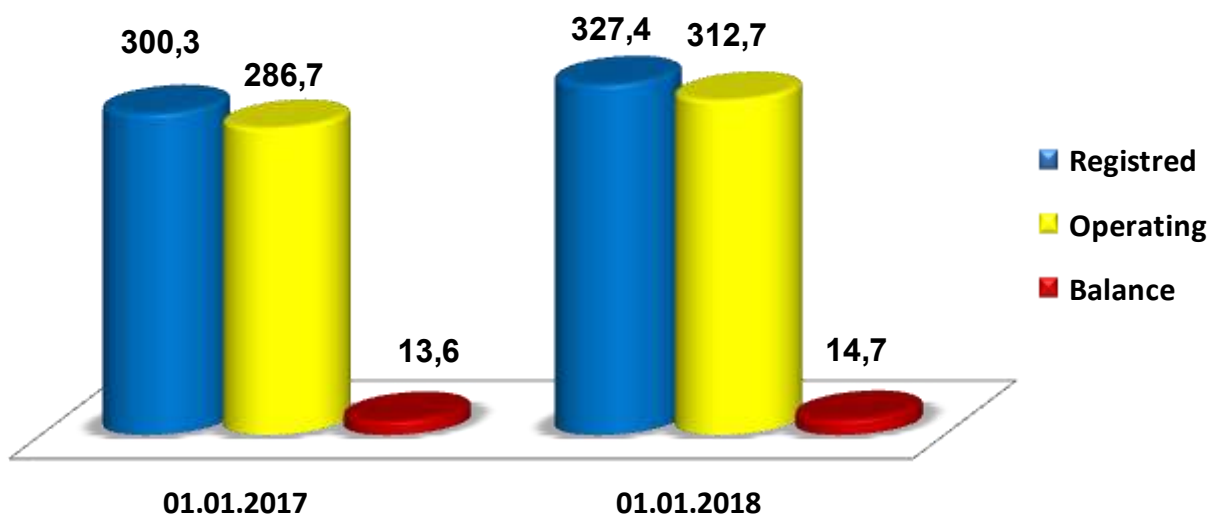
Enterprises and organizations

Of the total number of existing enterprises and organizations, enterprises accounted for 21.9% of enterprises and organizations in the trade sector, 17.4% in industry, 8.9% in construction, 7.6% in agriculture, forestry and fishery, accommodation services and nutrition - 6.1%, transportation and storage - 4.1%, information and communication - 2.2%, health care and the provision of social services - 2.1% other areas of economic activity - 29.7%.

The share of existing enterprises and organizations by economic activity (without farmer and dekhkan farms), %



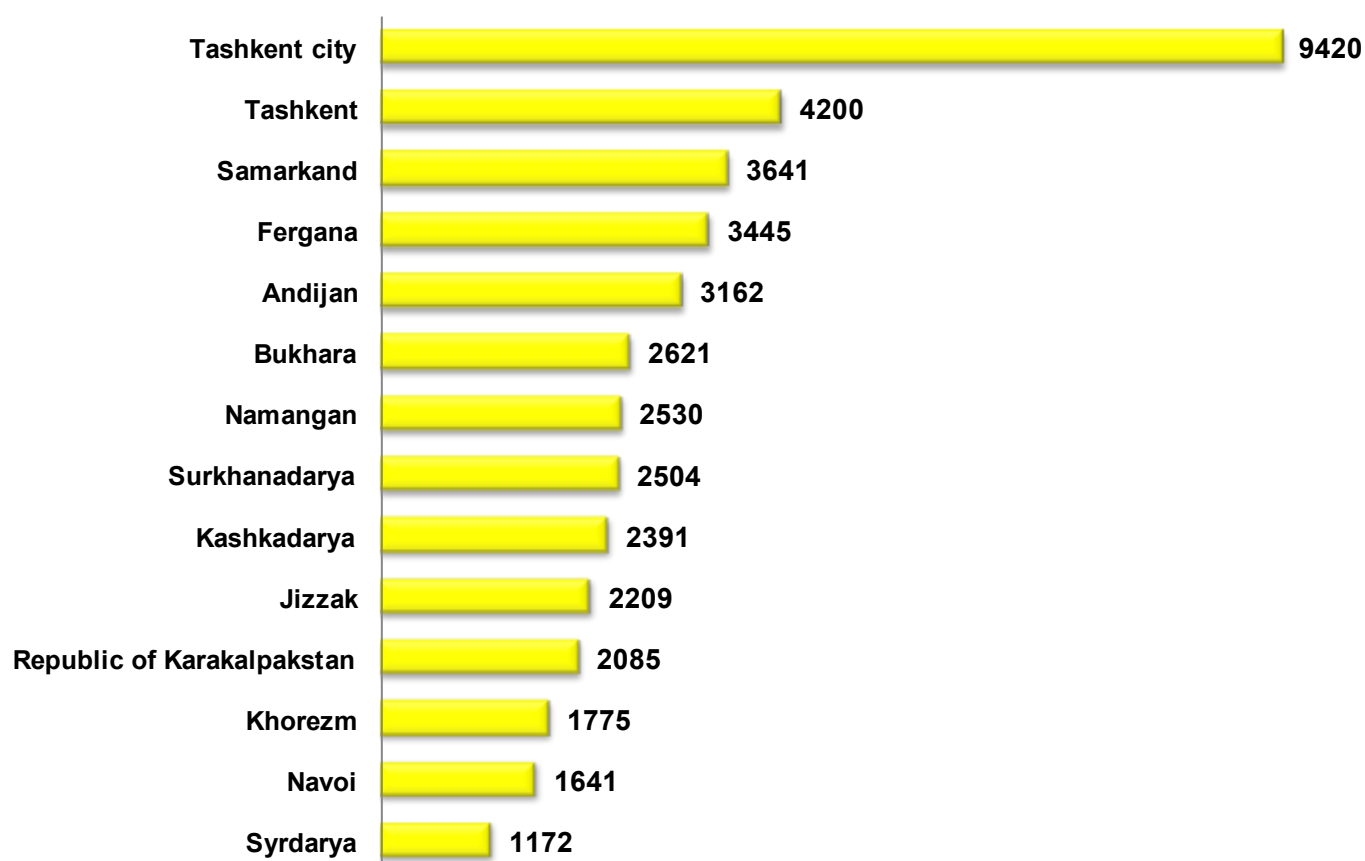
Dynamics of registered and existing enterprises and organizations (without farmer and dekhkan farms), units



Enterprises and organizations

In January-September 2018 in the Republic of Uzbekistan the number of newly created enterprises and organizations amounted to 42,796 units, which is 30.6% more than the same period last year. The largest part of the total number of newly created enterprises and organizations falls on the city of Tashkent (9420 units), Tashkent (4200 units), Samarkand (3641 units) and Fergana (3445 units) regions. The smallest falls on Syrdarya (1172 units), Navoi (1641 units) and Khorezm (1775 units) regions.

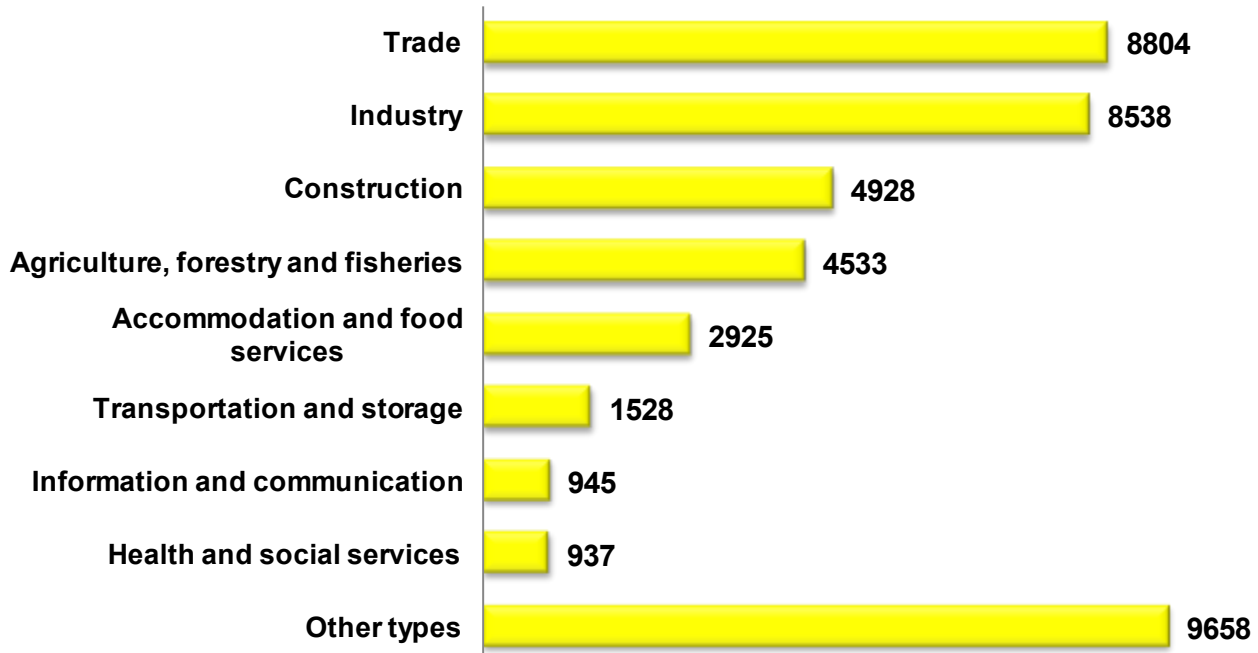
The number of newly created enterprises and organizations by region, units



If we consider the number of newly created enterprises and organizations in the section by type of economic activity, then the main part falls on trade (8804 units), industry (8538 units), construction (4928 units), agriculture, forestry and fisheries (4533 units). The smallest number is observed in the field of health care and the provision of social services (937 units), information and communication (945 units), as well as in the field of transportation and storage (1528 units).

Enterprises and organizations

Number of newly created enterprises and organizations by type of economic activity, units



The number of newly created enterprises and organizations by economic activity by year, units

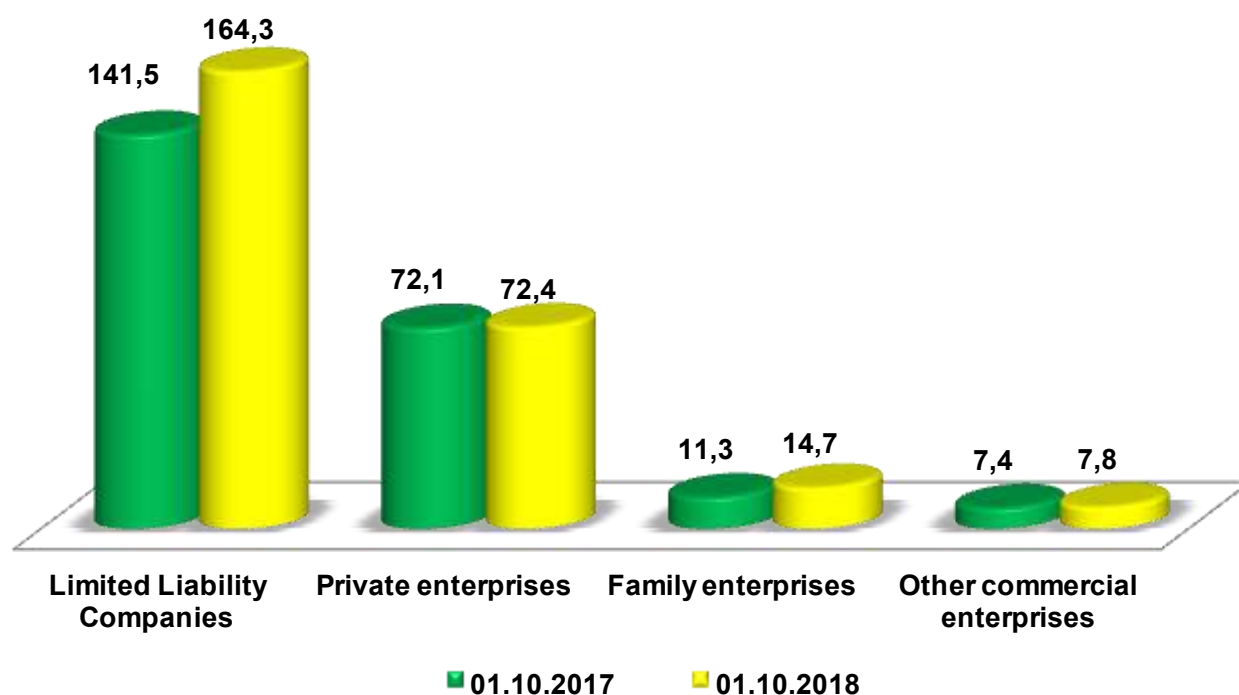
	January-September 2017	January-September 2018
Total:	32774	42796
agriculture, forestry and fisheries	4313	4533
industry	8262	8538
construcion	3057	4928
trade	6284	8804
Transportation and storage	1388	1528
accommodation and food services	2762	2925
information and communication	797	945
health and social services	670	937
other types	5241	9658

Enterprises and organizations

The number of existing commercial enterprises according to the classifier of organizational and legal forms (without farmer and dekhkan farms)

The number of existing commercial enterprises and organizations as of October 1, 2018 was 259.2 thousand units, of which 72.4 thousand units. - private enterprises, 14.7 thousand units - family enterprises, 164.3 thousand units - limited liability companies and 7.8 thousand units - other enterprises.

Distribution of existing legal entities according to the Classifier of organizational and legal forms, thousand units

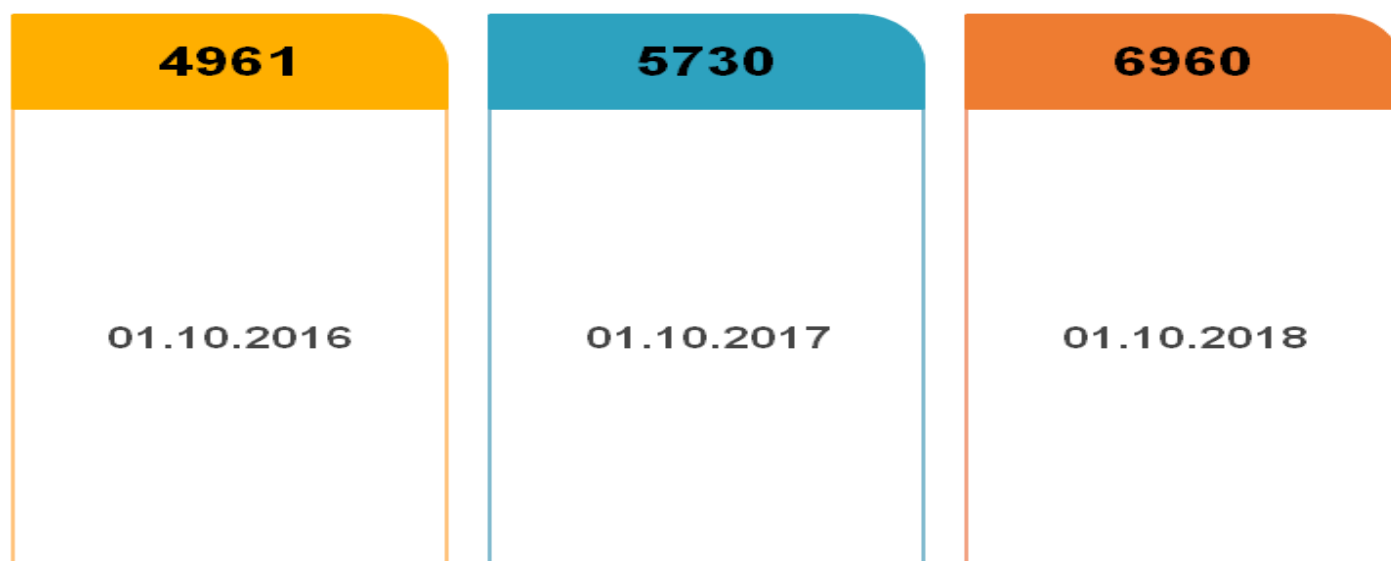


Enterprises with the participation of foreign capital

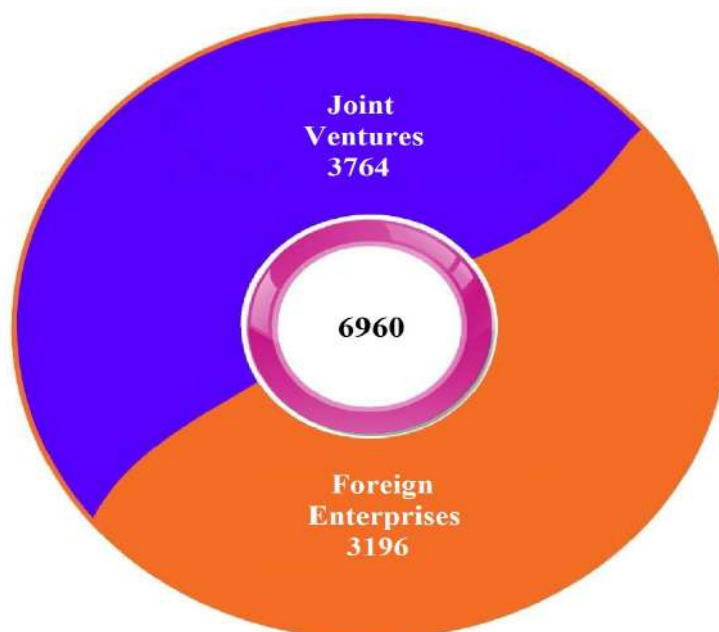
As of October 1, 2018, the number of operating enterprises with foreign capital in the republic amounted to 6960 units. Compared with the previous year, the growth in the number of operating enterprises reached 29.6%, or 1,590 units. Of these, joint ventures account for 3,764 units, foreign - 3,196 units.

Enterprises and organizations

Growth dynamics of enterprises with participation foreign capital, units



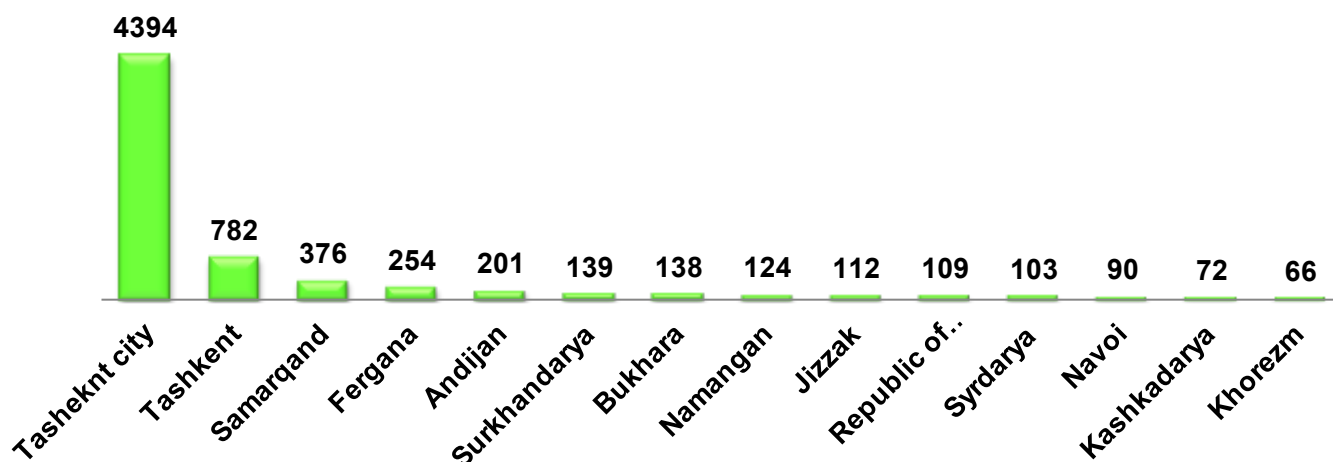
Number of joint ventures and foreign enterprises as part of operating enterprises with participation foreign capital, units



The main part of enterprises with foreign capital participation accounts for 4394 units in the city of Tashkent. (63.1%), Tashkent 782 units. (11.2%) and Samarkand 376 units. (5.4%) area. The smallest part falls on Khorezm 66 units. (0.9%), Kashkadarya 72 units (1.0%), Navoi 90 units (1.3%) of the region and the Republic of Karakalpakstan 109 units. (1.6%). This indicates the need to strengthen joint work with foreign partners, to develop and attract foreign investment in these re-

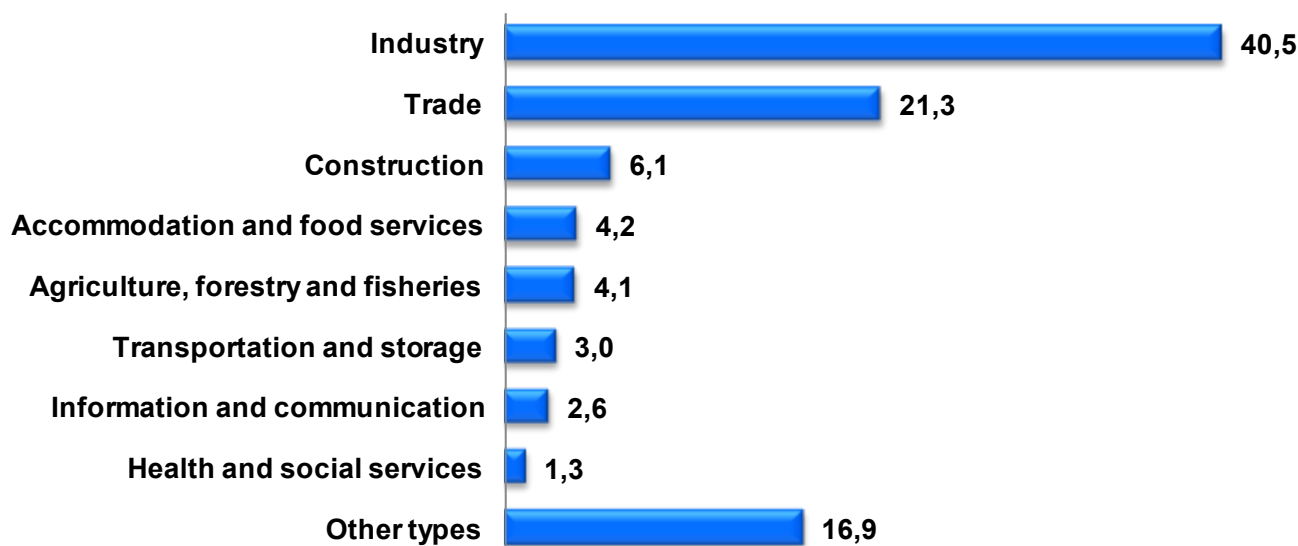
Enterprises and organizations

The number of operating enterprises with the participation of foreign capital in the cut of the regions, units



If we consider the number of existing enterprises with the participation of foreign capital by economic activity as of October 1, 2018, then the largest number is accounted for by industry - 2818 units (40.5%), trade - 1484 units (21.3%) and other species - 1180 units (17.0%), the smallest - for health care and the provision of social services - 90 units (1.3%), information and communication - 181 units (2.6%), transportation and storage - 207 units (3.0%), agriculture, forestry and fisheries - 286 units (4.1%), accommodation and food services - 289 units (4.2%) and construction - 425 units (6.1%). From this it can be seen that the main part of operating enterprises with the participation of foreign capital falls on industry and trade, the smallest share on health care and the provision of social services, as well as information and communication.

The share of operating enterprises with the participation of foreign capital by type of economic activity, %



Enterprises and organizations

According to the results of January-September 2018, 1659 units were again created in the republic. enterprises with the participation of foreign capital. Compared with the previous year, the growth in the number of operating enterprises increased by 1073 units.

At the same time, with the participation of the capital of residents of the Russian Federation - 306 enterprises, the Republic of Turkey - 260, the People's Republic of China-232, the Republic of Kazakhstan –188 and the Republic of Korea-129. Also interest in joint activities in 2018 was shown by residents of the Islamic Republic of Afghanistan, the Republic of India, the Federal Republic of Germany, Ukraine, the Republic of Azerbaijan and others.

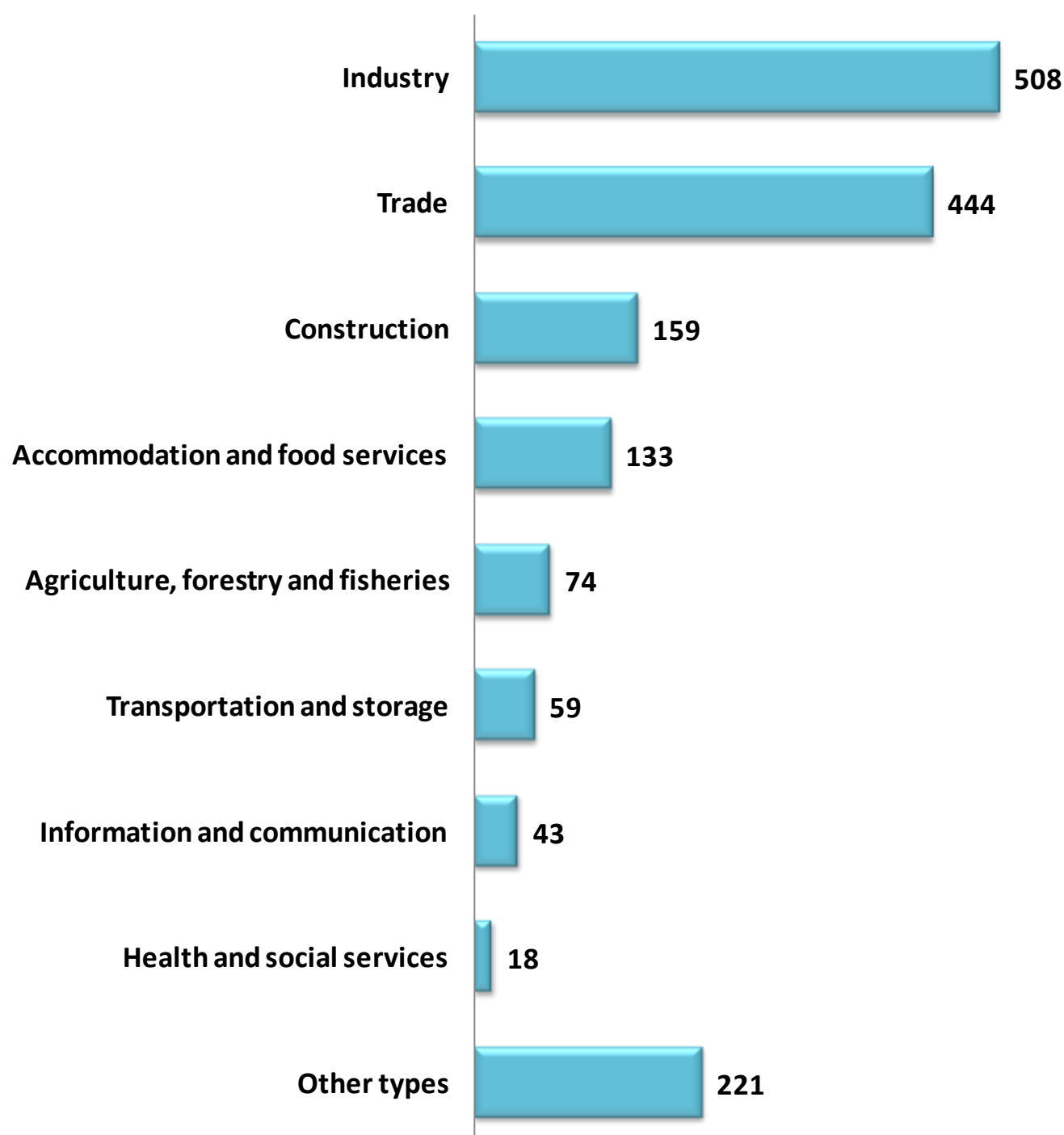
Number of newly created enterprises with foreign capital participation by countries (January-September), units



Enterprises and organizations

If we consider the newly created enterprises with the participation of foreign capital by type of economic activity, the main part is accounted for industry - 508 units, trade - 444 units, construction - 159 units, agriculture, forestry and fisheries - 133 units. and other activities - 415 units.

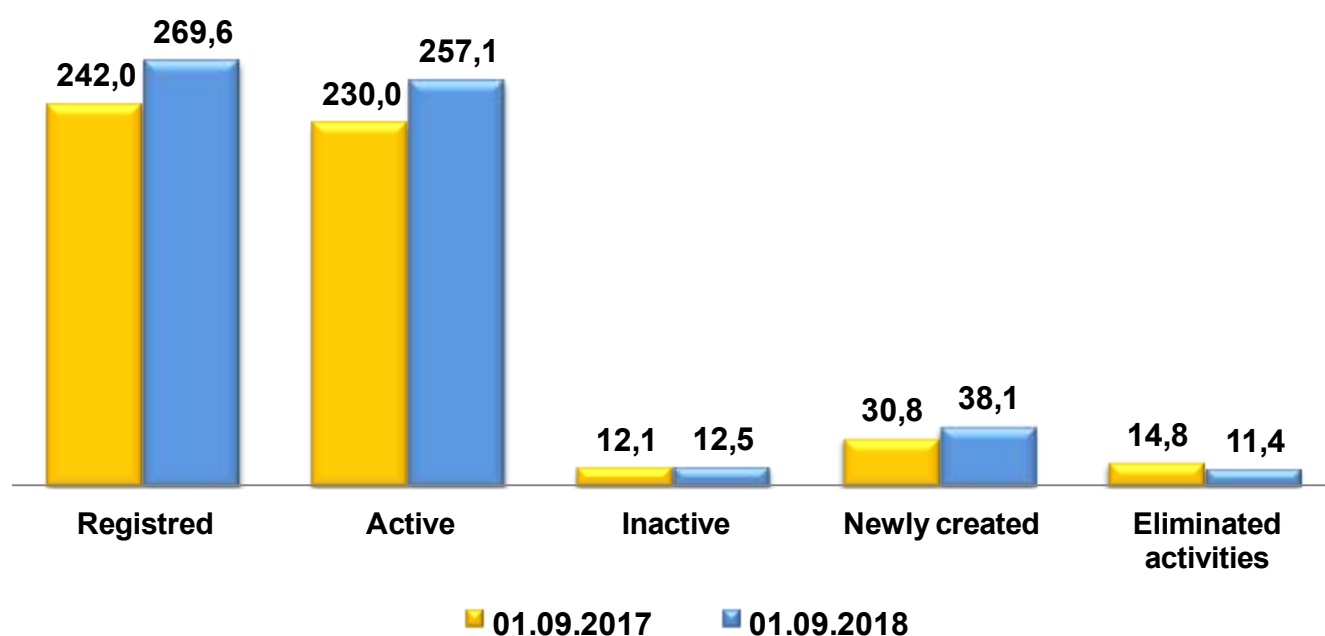
Number of newly created enterprises with foreign capital participation by economic activity, units



Number of small enterprises and microfirms

As of October 1, 2018, the number of operating small enterprises and microfirms in the republic amounted to 257.1 thousand units. This figure is more than the same period last year by 11.8%. The main part of operating small enterprises and microfirms falls on the city of Tashkent - 58.1 thousand units. (22.6%), Tashkent - 24.8 thousand units (9.7%), Fergana - 22.6 thousand units (8.8%) and Andijan - 22.3 thousand units. (8.7%) area.

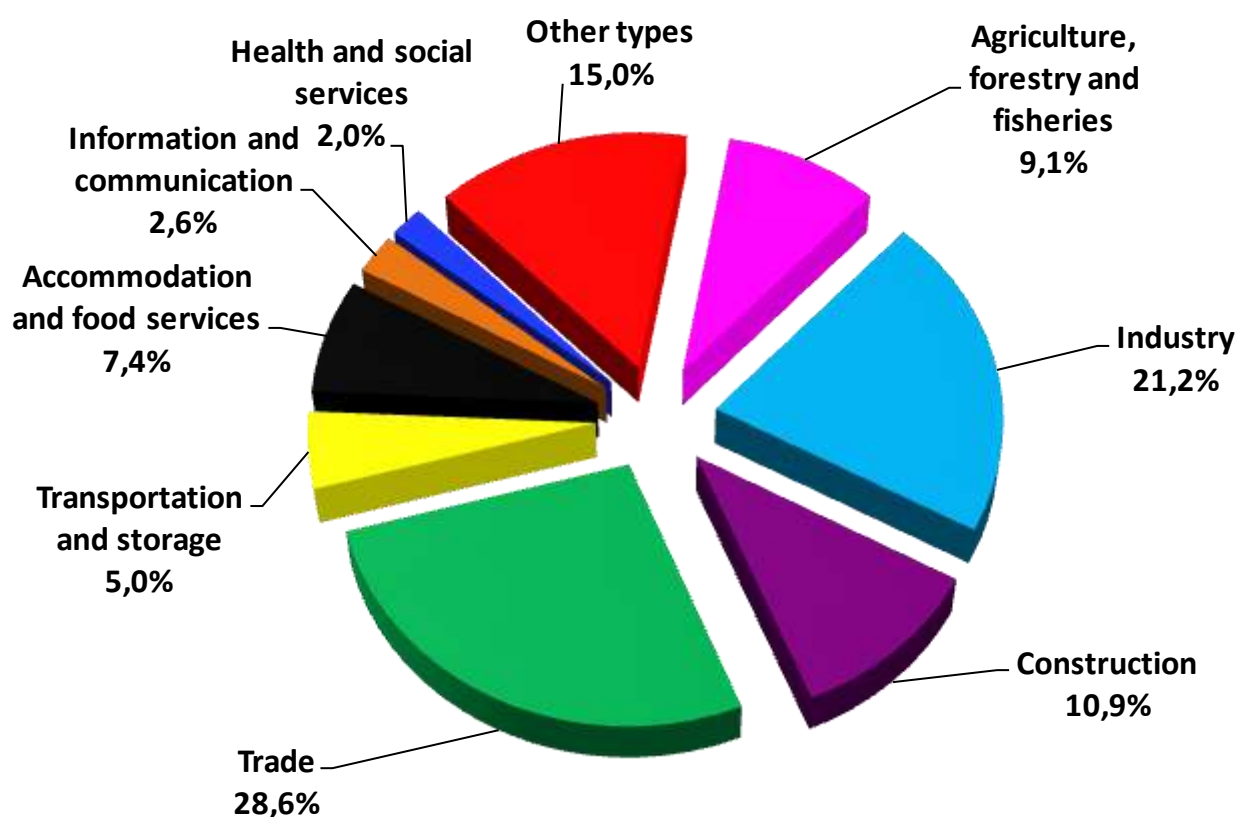
Dynamics of the number of small enterprises and microfirms, thousand units



Of the total number of operating small enterprises and microfirms by type of economic activity, trade accounts for 68.9 thousand units. (26.9%), industry - 54.5 thousand units. (21.1%), construction - 28.0 thousand units. (10.9%), agriculture, forestry and fisheries-23.4 thousand units. (9.1%), accommodation and meals services - 19.1 thousand units. (7.4%), transportation and storage services - 12.8 thousand units (5.0%), information and communication - 6.6 thousand units (2.6%), health and social services -5.2 thousand units. (2.0%), as well as for other types - 38.7 thousand units. (15.0%). From this it is clear that the bulk of existing small enterprises and microfirms are in industry and trade. The smallest share of economic activities falls on health care, the provision of social services, as well as information and communication.

Enterprises and organizations

The share of operating small enterprises and microfirms by economic activity, %

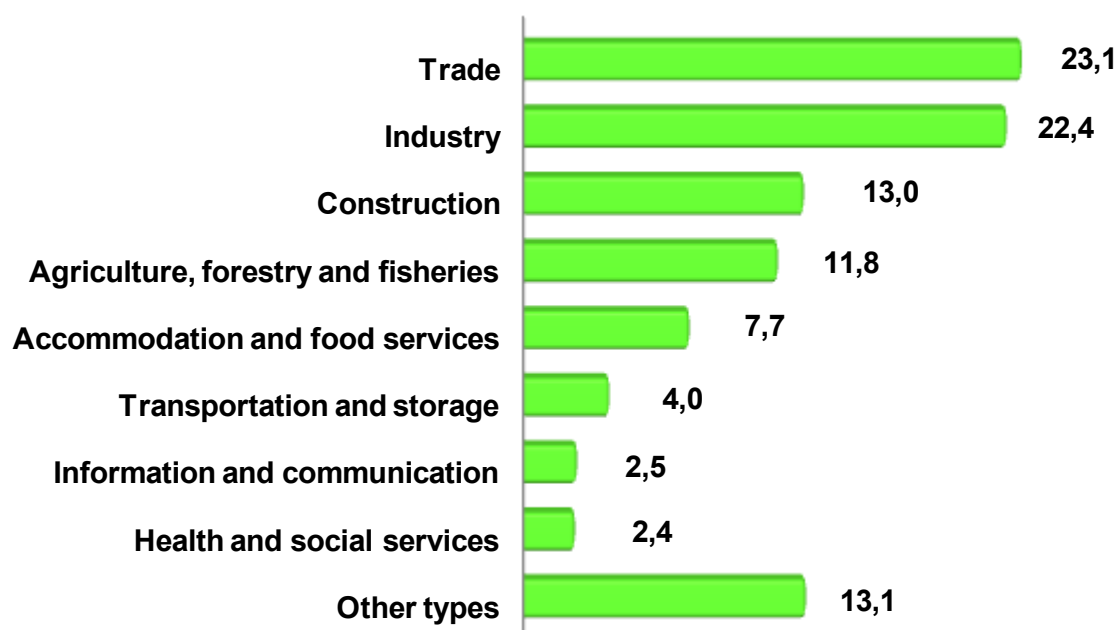


In January-September 2018, the number of newly created subjects of small enterprises and microfirms was more than 38.1 thousand units, which is 23.6% more than in the same period last year. A significant part of the total number of newly created small businesses falls on the city of Tashkent (8,899 units), Tashkent (3,879 units), Samarkand (3,250 units) and Fergana (2,930 units) regions. The smallest falls on Syrdarya (1044 units), Khorezm (1510 units) and Navoi (1421 units) regions.

If we consider the number of economic activities, the largest part is accounted for trade - 8798 units, industry - 8530 units, agriculture, forestry and fisheries - 4511 units, construction - 4921 units. The smallest amount consists of health care and the provision of social services - 922 units, information and communication - 940 units, as well as transportation and storage - 1524 units.

Enterprises and organizations

The share of newly created small enterprises and microfirms in the context of economic activities, %



Number of family enterprises

As of October 1, 2018, the number of registered family enterprises that have passed state registration as a legal entity was 15 332 units, of which the existing ones reached 14 748 units, or 96.2 %. Compared with the previous year, in average the growth in the number of registered and operating family-owned enterprises amounted to **27.0 %**.

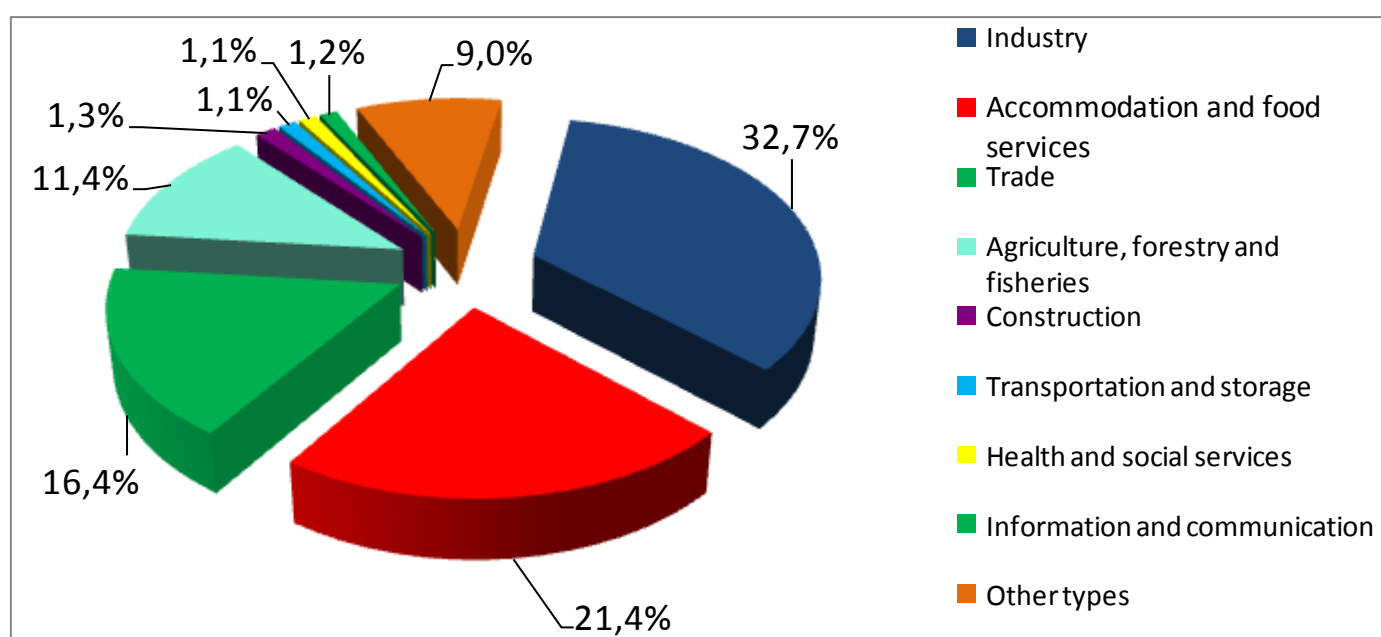
The dynamics of family enterprise growth, units



Enterprises and organizations

If we consider the number of active family enterprises in the context of the types of economic activity, the main share is accounted for industry - 37.2%, or 5493 units, accommodation and food services - 21.4%, or 3360 units, trade - 16.4%, or 2419 units, agriculture, forestry and fisheries - 11.4%, or 1684 units, construction - 1.3%, or 186 units, information and communication - 1.1%, or 156 units, transportation and storage - 1.1%, or 168 units, health care and the provision of social services - 1.1%, or 161 units. and other species - 9.0%, or 1321 units.

The share of existing family enterprises in the context of economic activities,%



Management and system management
statistical registers of Goskomstat

Responsible for the issue: N.Sheraliev

Material is prepared on the basis of data
of the Unified State Register of
Enterprises and Organizations (USREO)