



# Enterprise and organizations

(without farmer and dekhkan farms)

January-June 2018

## FIGURES:

- Number of operating enterprises and organizations increased by 20.7 thousand units.
- The share of inactive enterprises decreased by 0.2 percentage points.
- Newly established enterprises in 20.8 thousand units. became more than liquidated.

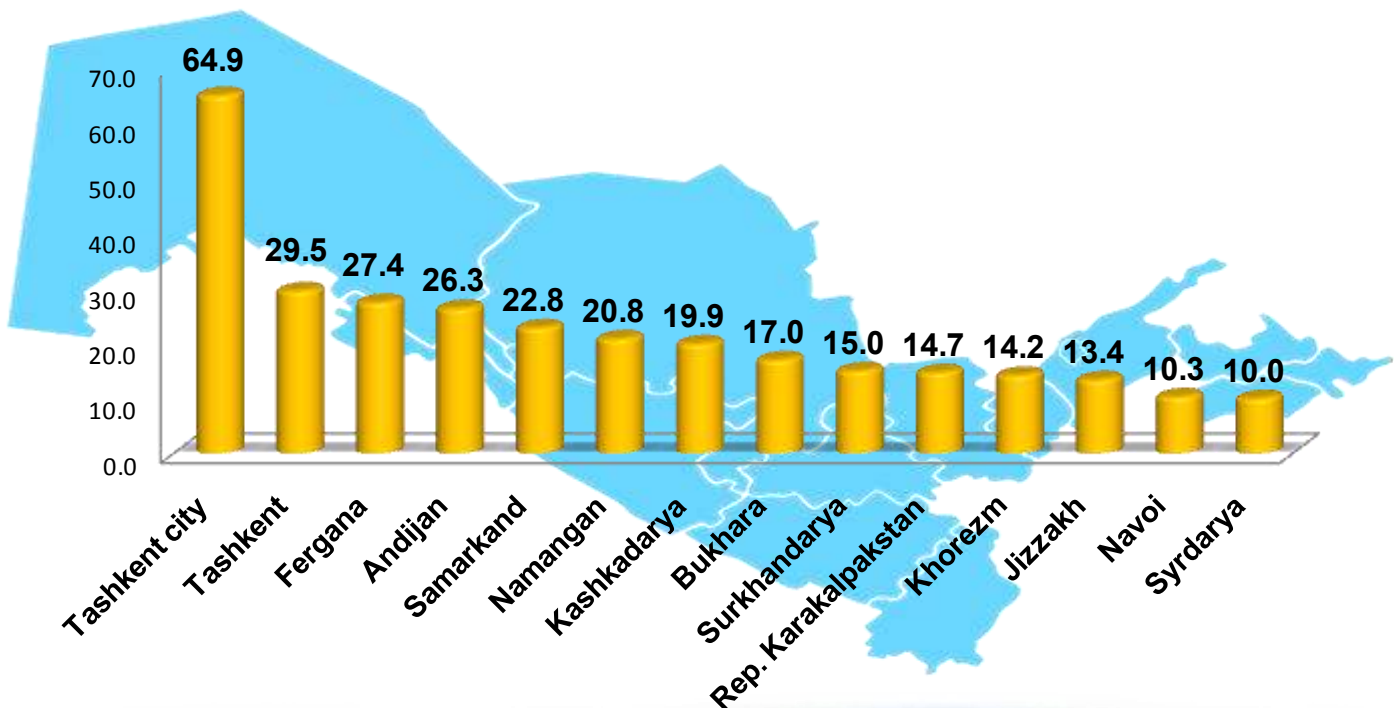
In January-June 2018 in the Republic of Uzbekistan, the number of newly created enterprises and organizations amounted to 29.4 thousand, which is 4.4 thousand more than the same period last year.

At the same time, the number of enterprises and organizations that ceased their activities, compared to the same period last year, decreased by 27.5% and amounted to 8.6 thousand units.

As a result, the number of operating enterprises and organizations has increased by 20.7 thousand units since the beginning of the year. (7.3%) and amounted to 306.2 thousand units.

The greatest specific weight operating enterprises and organizations in Tashkent (21.2%), Tashkent (9.6%), Ferghana (8.9%) and Andijan (8.6%) %).

**Number of operating enterprises and organizations by region (excluding farmer and dekhkan farms), thousand units.**

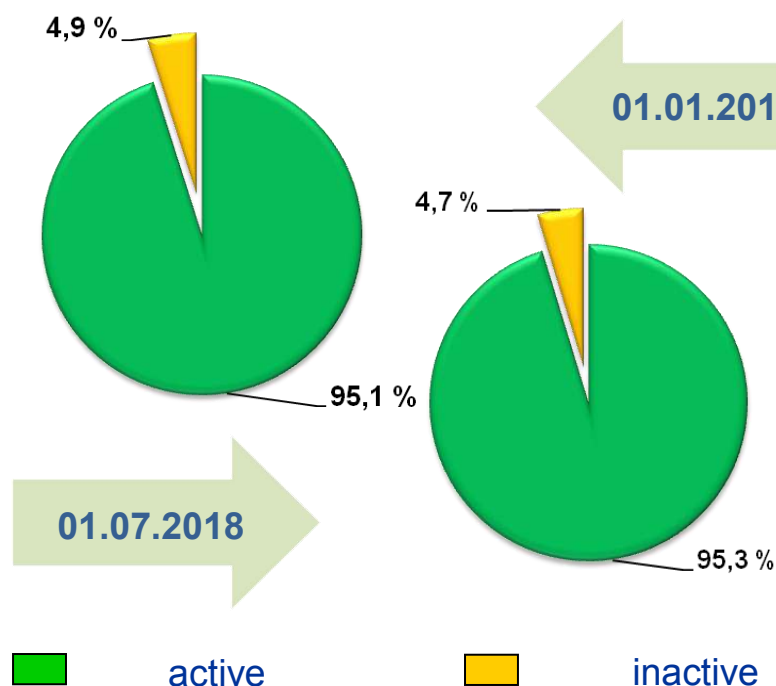


## The distribution of the number of registered and active enterprises and organizations by region

(as of July 1, 2018, without farmer and dekhkan farms)

	Registered		Active	
	thousand units.	% to total	thousand units.	% to total
<b>Republic of Uzbekistan</b>	<b>321,3</b>	<b>100,0</b>	<b>306,2</b>	<b>100,0</b>
Republic of Karakalpakstan	15,3	4,8	14,7	4,8
region:				
Andijan	27,8	8,7	26,3	8,6
Bukhara	17,8	5,5	17,0	5,6
Djizzakh	14,1	4,4	13,4	4,4
Kashkadarya	20,5	6,4	19,9	6,5
Navoi	10,6	3,3	10,3	3,4
Namangan	21,7	6,8	20,8	6,8
Samarkand	24,2	7,5	22,8	7,4
Surkhandarya	15,9	4,9	15,0	4,9
Syrdarya	10,7	3,3	10,0	3,3
Tashkent	33,2	10,3	29,5	9,6
Fergana	27,9	8,7	27,4	8,9
Khorezm	14,9	4,6	14,2	4,6
Tashkent city	66,7	20,8	64,9	21,2

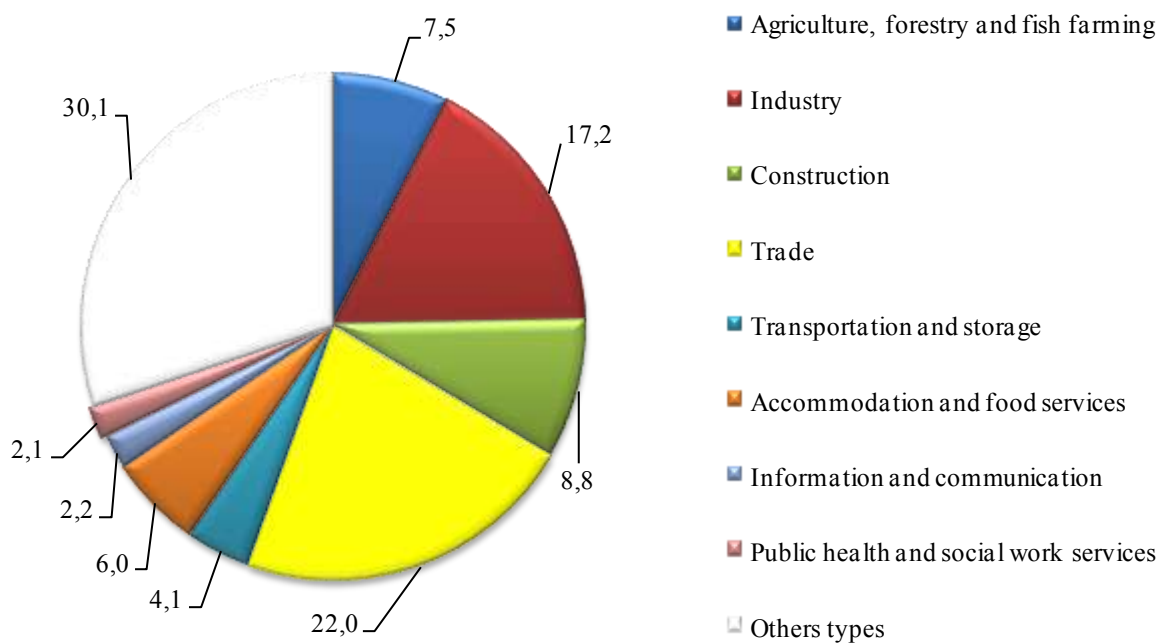
**The proportion of active and inactive in total enterprises and organizations, %**



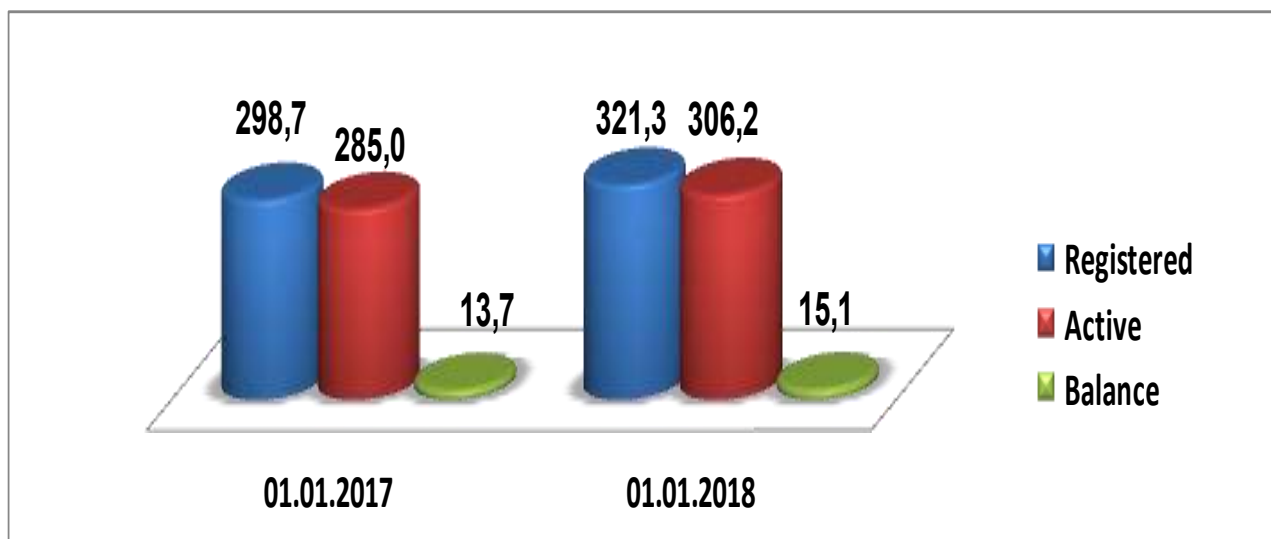
Share of current in the total number of registered enterprises and organizations is 95.3%, respectively share of inactive in the total number of enterprises and organizations amounted to 4.7%, which is 0.2 pp. less than compared with the beginning of the reporting year.

From the total number of operating enterprises and organizations to the share of enterprises and organizations in the sphere of trade is 22.0%, industry - 17.2%, construction - 8.8%, agriculture, forestry and fisheries - 7.5%, accommodation and food services - 6.0%, transportation and storage - 4.1%, information and communications - 2.2%, health care and social services - 2.1% of other spheres of economic activity - 30.1%.

**Share of operating enterprises and organizations by type of economic activity**  
(excluding farmer and dekhkan farms), %

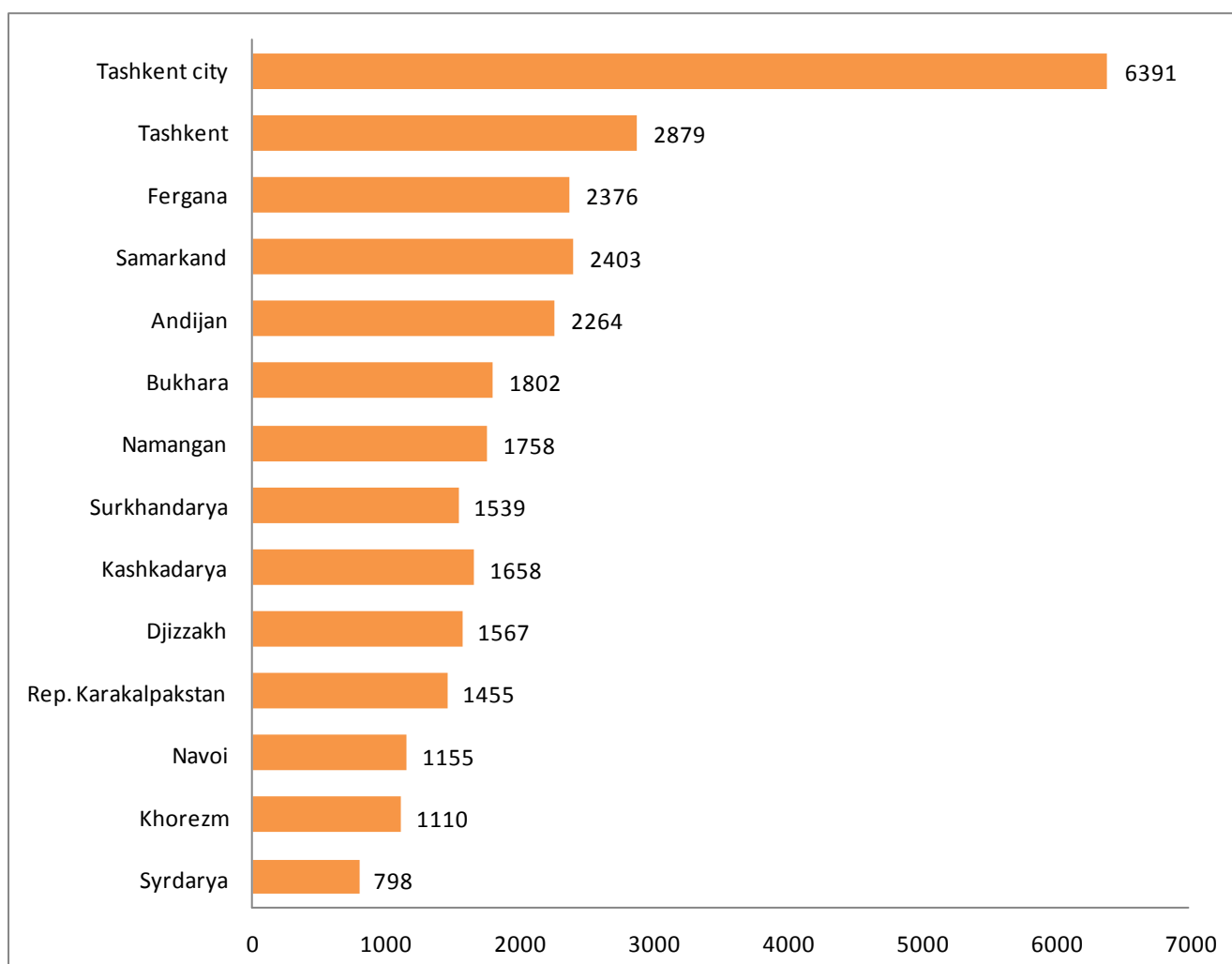


**Dynamics of growth of registered and active enterprises and organizations**  
(without farmer and dekhkan farms), units.



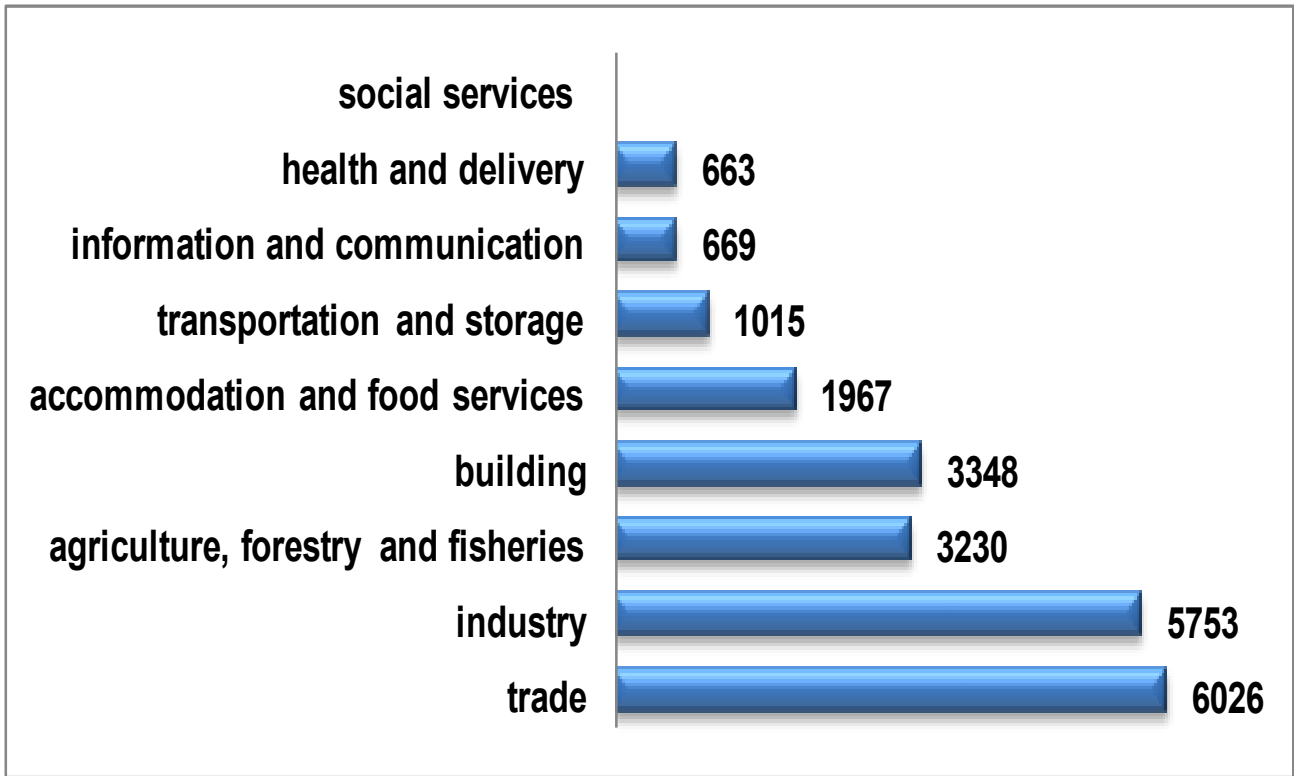
In January-June 2018 in the Republic of Uzbekistan, the number of newly created enterprises and organizations amounted to 29385 units, which 17.5% more than the same period last year. The largest part of the total number of newly created enterprises and organizations on the city of Tashkent (6391 units), Tashkent (2879 units), Fergana (2376 units) and Samarkand (2403 units) area. The smallest falls on the Syrdarya (798 units), Khorezm (1110 units) and Navoi (1155 units) area.

**Number of newly created enterprises and organizations  
in the context of regions, units.**



If we consider the number of newly created enterprises and organizations by type of economic activity, the bulk falls on the sphere of trade (6026 units), industry (5753 units), agriculture, forestry and fisheries (3230 units) and construction (3348 units). The lowest number is observed in the healthcare and social services (663 units), information and communication (669 units), as well as in transportation and storage (1015 units).

**Number of newly created enterprises and organizations  
by type of economic activity, units.**



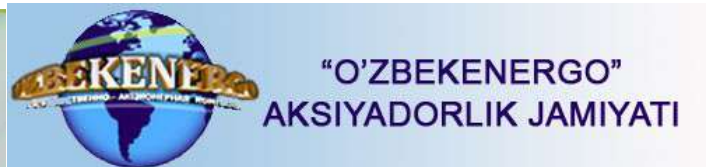
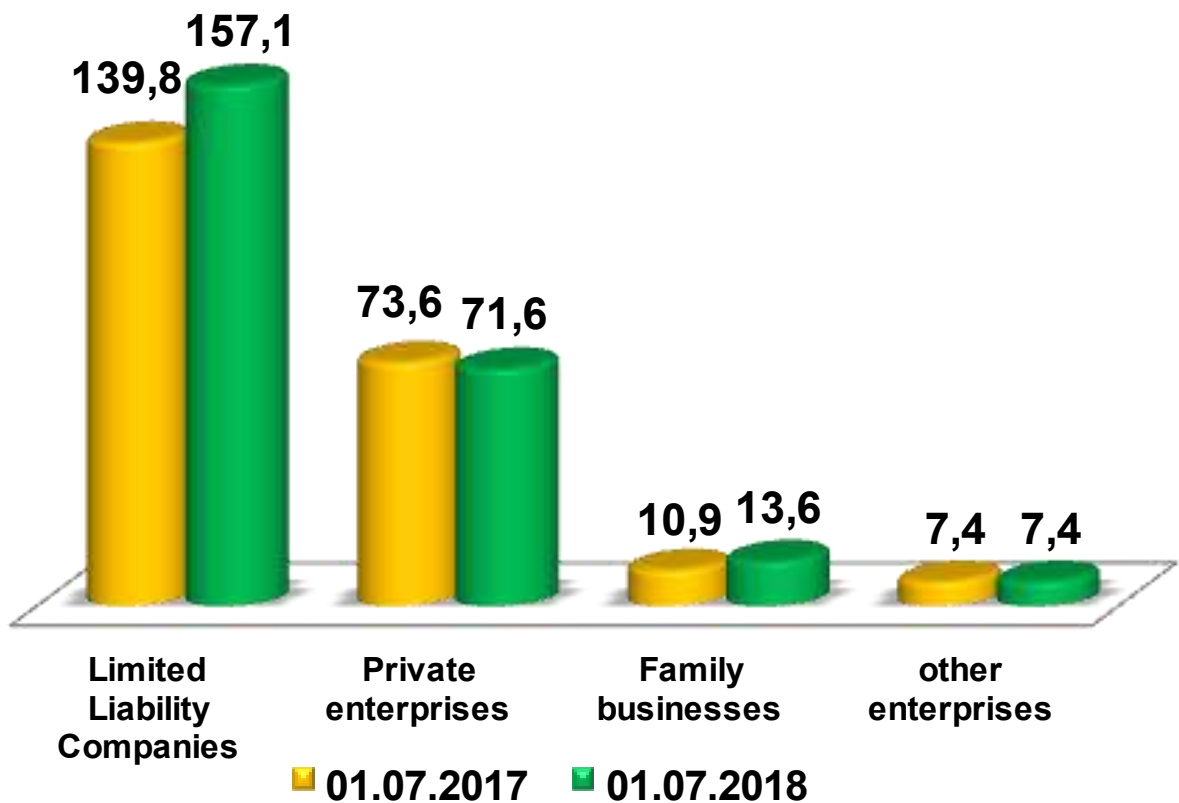
**Number of newly created enterprises and organizations  
by types of economic activity by years, units.**

	<b>For January- June of 2017.</b>	<b>For January- June 2018</b>
<b>Total:</b>	<b>25009</b>	<b>29385</b>
agriculture, forestry and fisheries	3568	3230
industry	6478	5753
building	2274	3348
trade	4909	6026
transportation and storage	1056	1015
accommodation and food services	2105	1967
information and communication	603	669
health and social services	459	663
other types	3557	6714

**The number of operating commercial enterprises according to the Classifier of organizational and legal forms (without farmer and dekhkan farms)**

Number of operating commercial enterprises and organizations as of July 1, 2018 was 249.7 thousand units, among them 71.6 thousand units - private enterprises, 13.6 thousand units - family enterprises, 157.1 thousand units - limited liability companies, 0.6 thousand units - joint-stock companies and 6.8 thousand units - other enterprises.

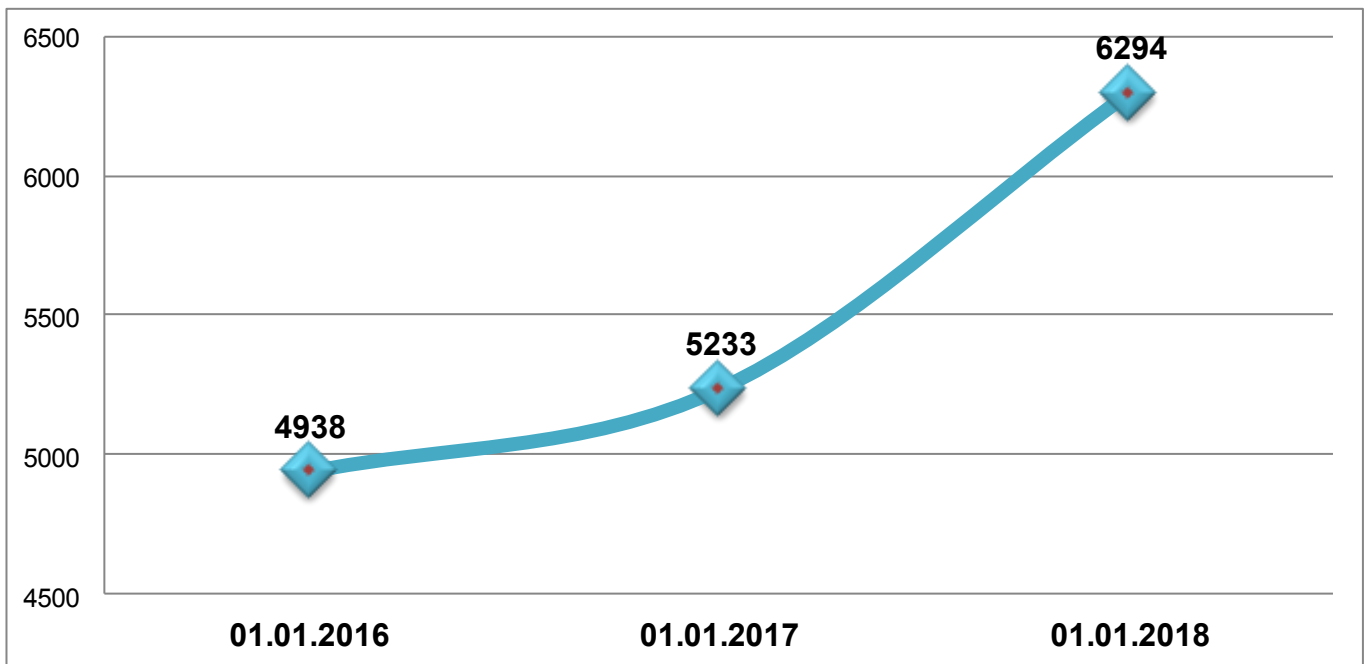
**Distribution of existing legal entities according to To the classifier of organizational and legal forms, thousand units.**



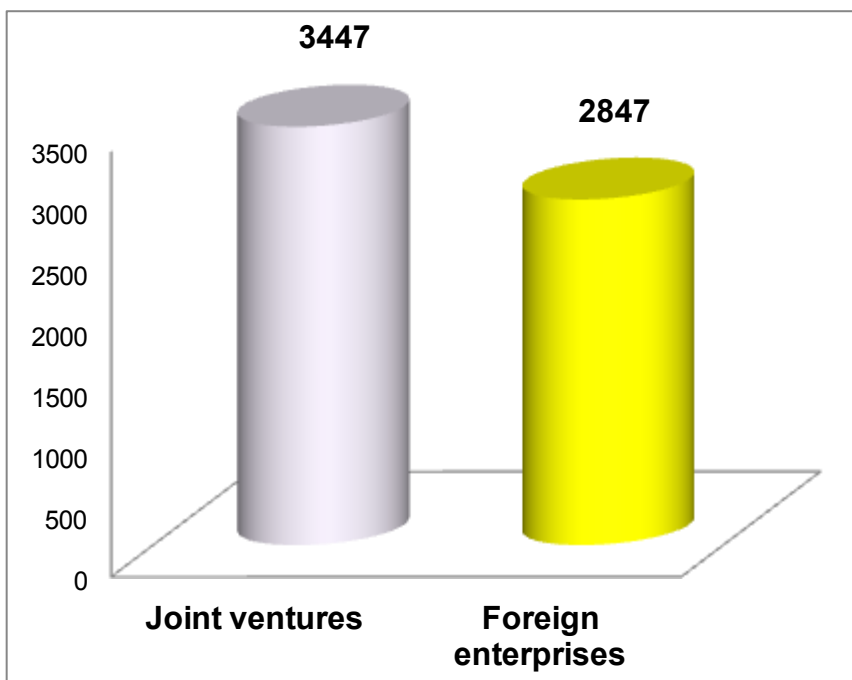
## Enterprises with participation of foreign capital

As of July 1, 2018, the number of operating enterprises with participation of foreign capital in the republic was 6294 units. In comparison with the previous year, the growth in the number of operating enterprises reached 20.3% or 1061 units. Of these, joint ventures amount to 3447 units, foreign - 2847 units.

### Dynamics of growth of enterprises with participation of foreign capital, units.

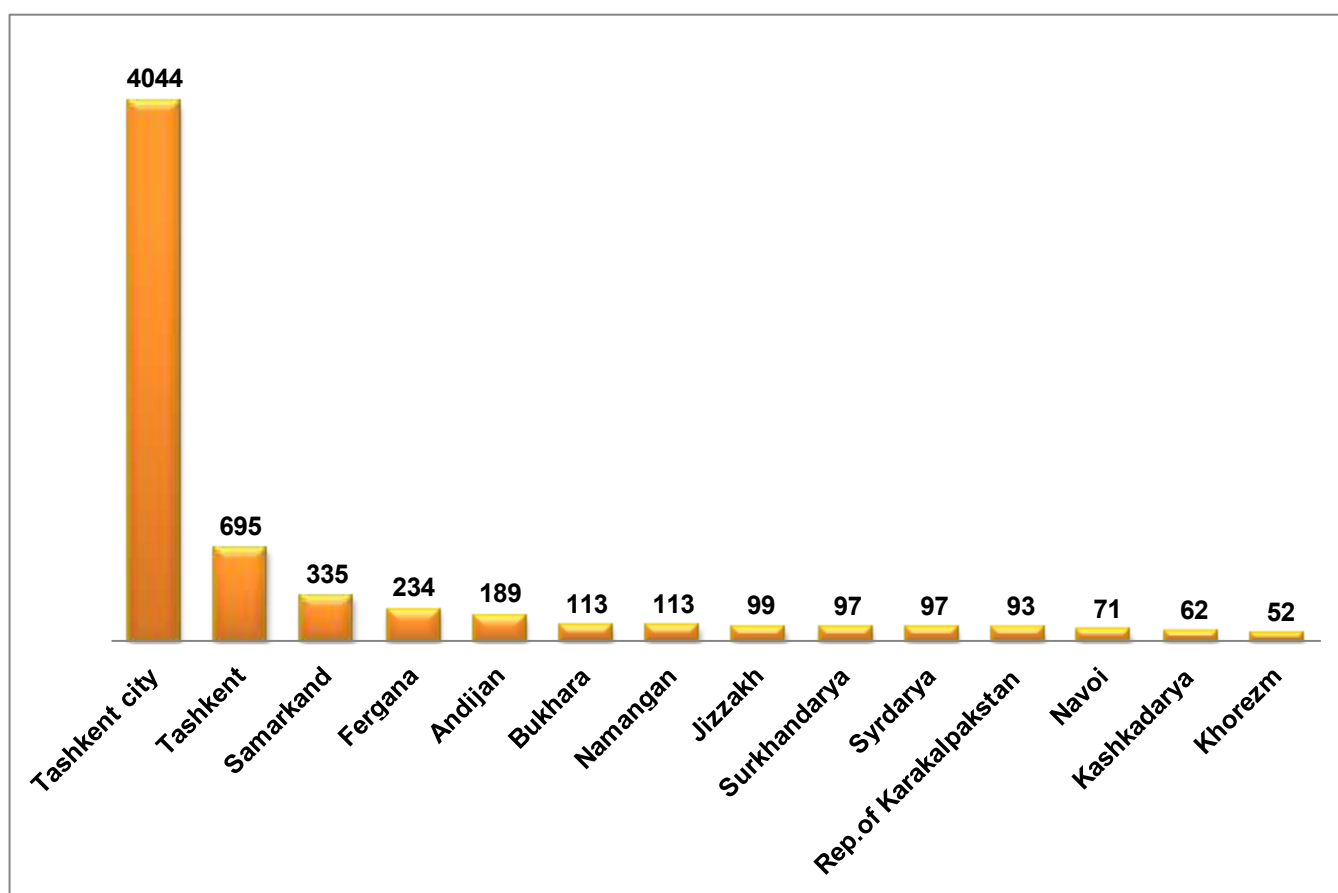


### Number of joint ventures and foreign enterprises in the structure of operating enterprises with participation of foreign capital, units.



The bulk of enterprises with foreign capital participation account for the city of Tashkent 4,044 units. (64.3%), Tashkent 695 units. (11.0%) and the Samarkand 335 units. (5.3%) of the region. The smallest part is in Khorezm 52 units. (0.9%), Kashkadarya 62 units (1.0%), Navoi 71 units (1.1%) and Surkhandarya 97 units. (1.5%) of the region. This indicates the need to strengthen joint work with foreign partners, development and attraction of foreign investments in data regions.

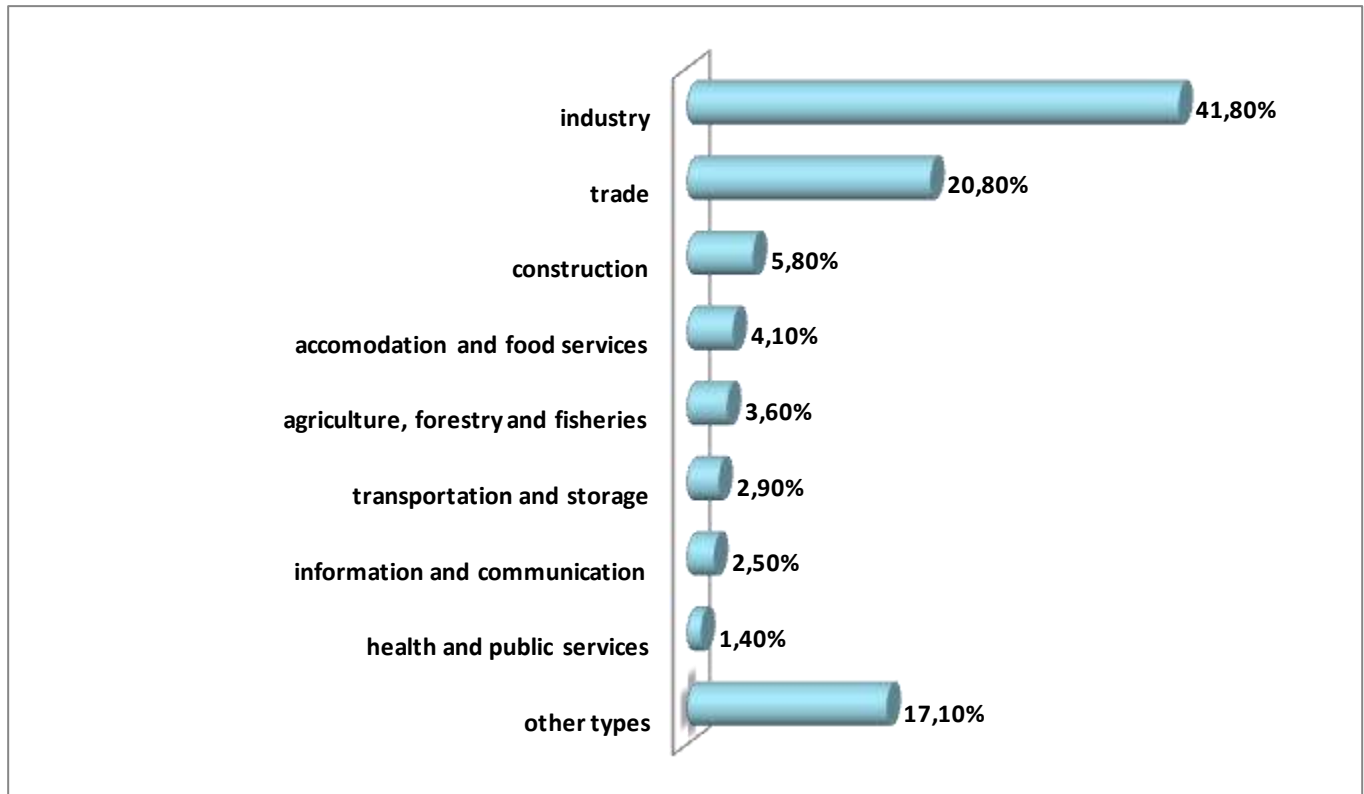
### Number of operating enterprises with participation of foreign capital in the context of regions, units.



If we consider the number of operating enterprises with the participation of foreign capital by type of economic activity by state on July 1, 2018, then the largest number falls on the industry - 2634 units. (41.8%), trade - 1309 units. (20.8%) and other species - 1077 units. (17.1%), the lowest - for health and social services - 89 units. (1.4%), information and communication - 157 units. (2.5%), transportation and storage - 184 units. (2.9%), agriculture, forestry and fisheries - 226 units. (3.6%), accommodation and food services - 256 units. (4.1%) and construction - 362 units. (5.8%). From this it can be seen that the bulk of operating enterprises with the participation of foreign capital are in industry and trade, the smallest part is in health care and the provision of social services, as well as information and communication.

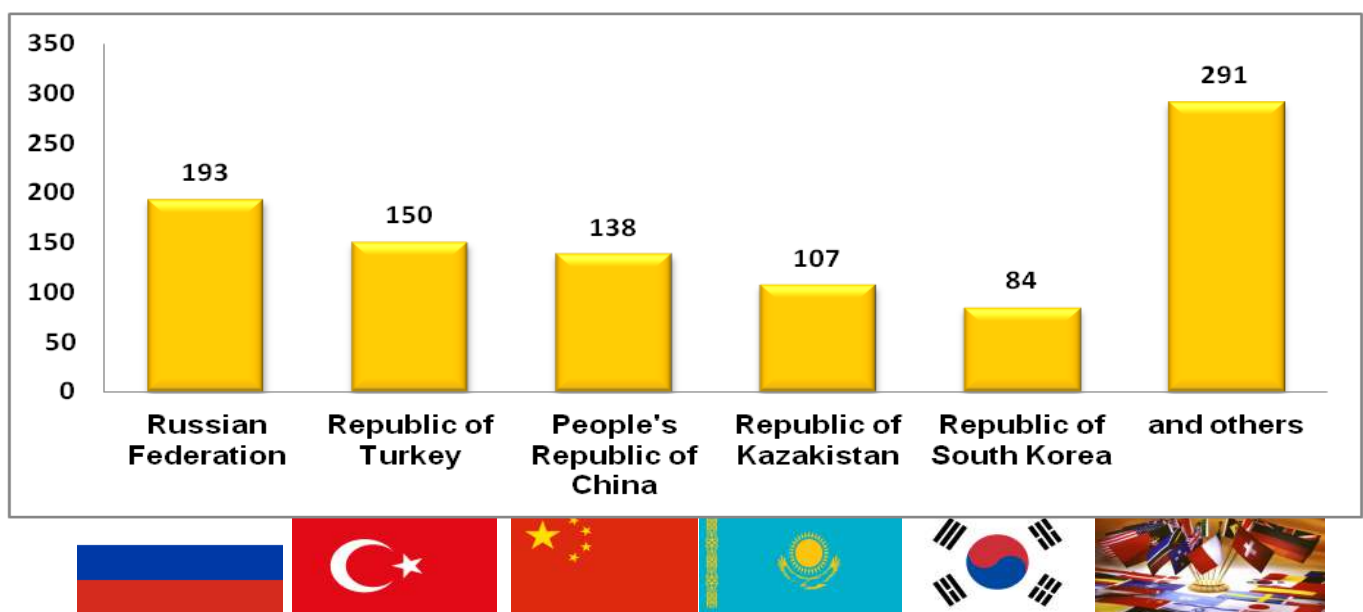


## Share of operating enterprises with participation of foreign capital by types of economic activity,%



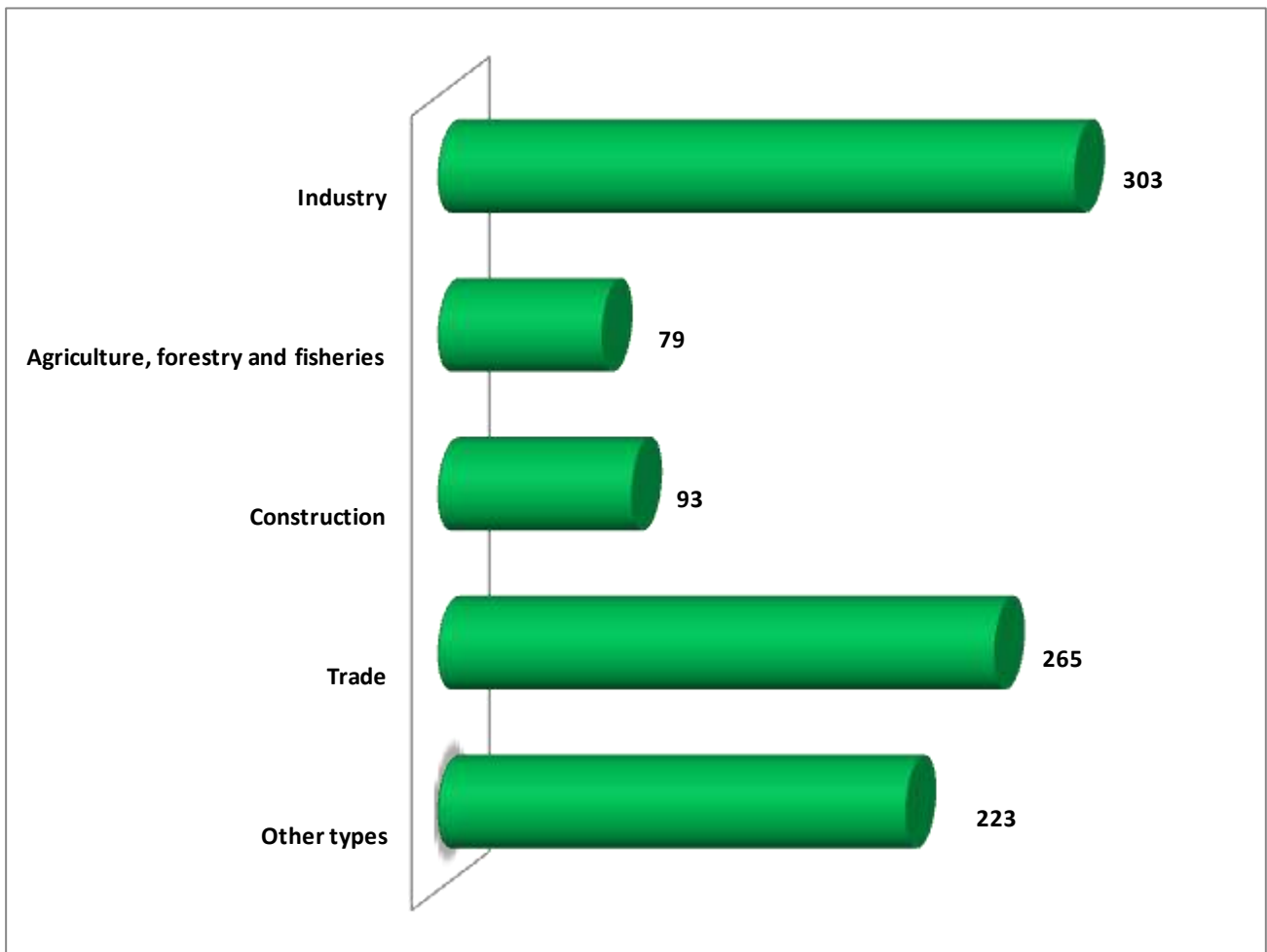
In January-June 2018, 963 units were re-created in the republic. enterprises with participation of foreign capital. In comparison with the previous year, the growth in the number of operating enterprises increased 2.8 times and amounted to 617 units. At the same time, with the participation of the capital of residents of the Russian Federation, 193 enterprises, the Republic of Turkey - 150, the PRC-138, the Republic of Kazakhstan-107 and the Republic of Korea-84. In 2018, residents of the Islamic Republic of Afghanistan, the Republic of India, the Federal Republic of Germany, Ukraine, the Republic of Azerbaijan and others.

## Number of newly created enterprises with foreign capital participation in the context of countries (for January-May), units.



If we consider newly created enterprises with the participation of foreign capital by types of economic activity, the bulk falls to industry - 303 units. (31.5%), trade - 265 units. (27.5%), construction - 93 units. (9.7%), agriculture, forestry and fisheries - 79 units. (8.2%) and other activities - 223 units. (23.1%).

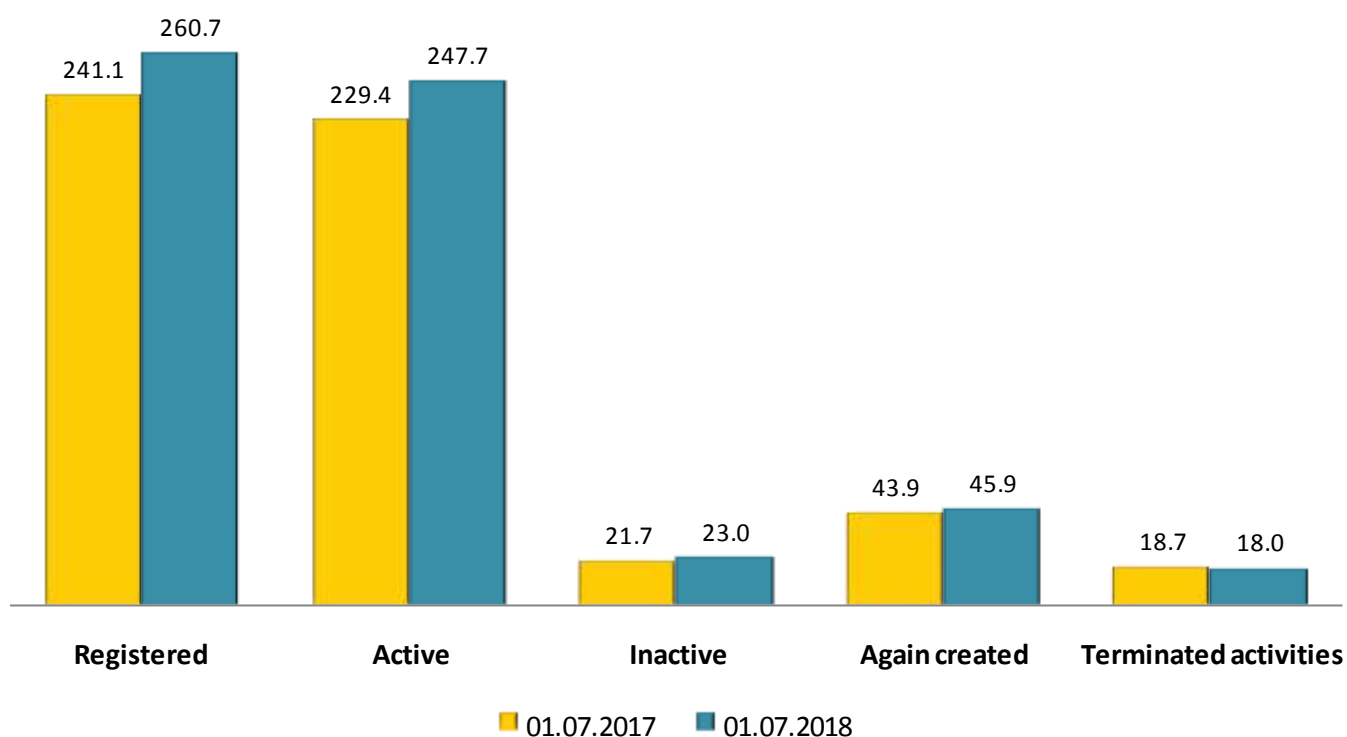
**Number of newly created enterprises with foreign capital participation by types of economic activity, units.**



## Number of small businesses and microfirms

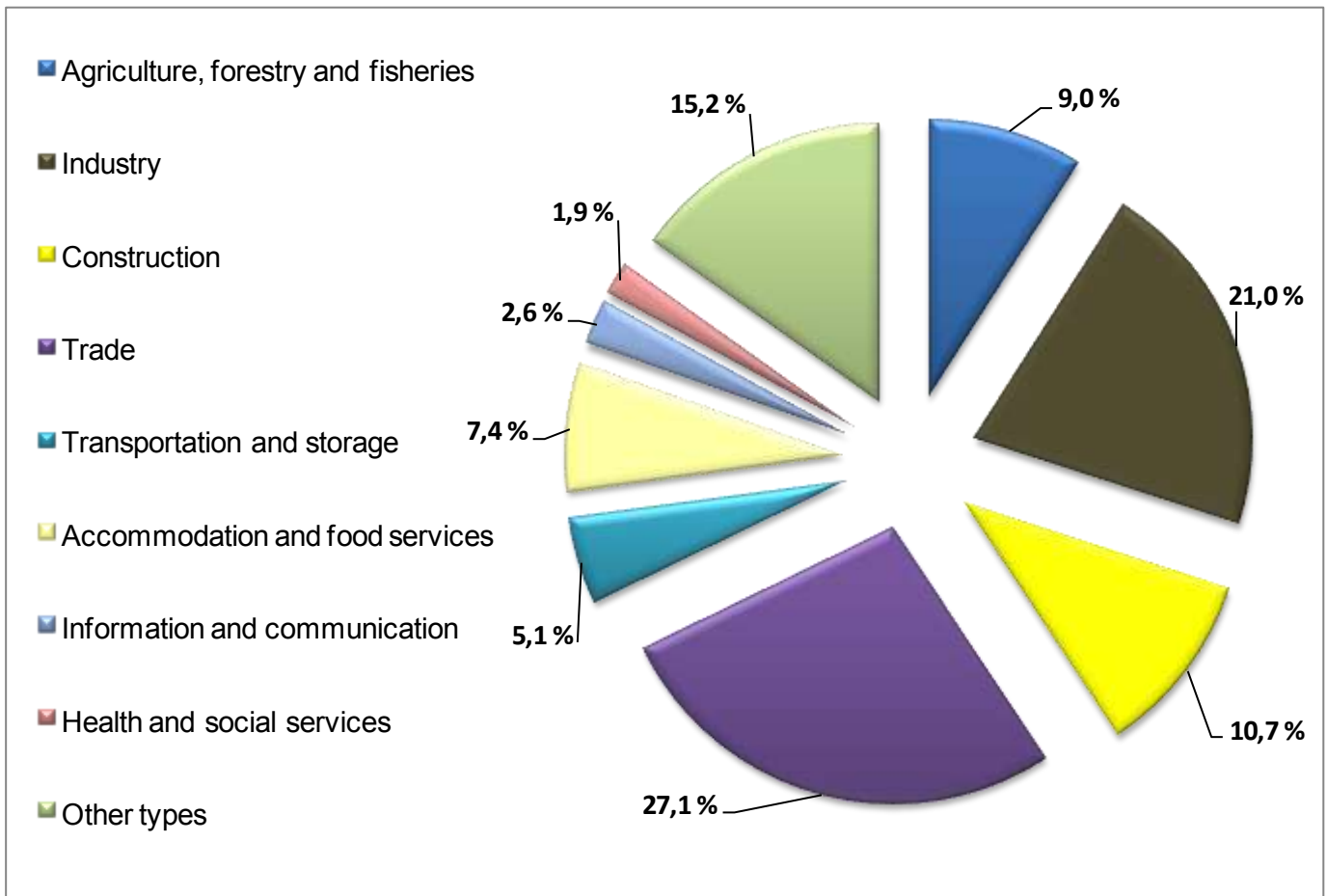
As of July 1, 2018, the number of operating small businesses and microfirms in the republic was 247.7 thousand units. This the figure is more than the same period last year by 8.0%. The bulk of operating small enterprises and microfirms account for the city of Tashkent - 55.8 thousand units. (22.5%), Tashkent - 24.0 thousand units. (9.7%), Ferghana - 21.7 thousand units. (8.8%) and Andijan - 21.7 thousand units. (8.8%) of the region.

### Dynamics of the number of small enterprises and microfirms, thousand units.



Of the total number of operating small businesses and microfirms by type of economic activity accounts for trade - 66.9 thousand units. (27.0%), industry - 52.2 thousand units. (21.1%), construction - 26.7 thousand units. (10.8%), agriculture, forestry and fisheries- 22.4 thousand units (9.0%), accommodation and food services - 18.4 thousand units. (7.4%), transportation and storage services - 12.4 thousand units. (5.0%), information and communication—6,4 thousand units. (2.6%), health care and social services—4,9 thousand units. (2.0%), as well as for other types - 37.4 thousand units. (15.1%). From this it can be seen that the bulk of operating small enterprises and microfirms account for industry and trade. The smallest share of economic activities falls on health, social services, as well as information and communication.

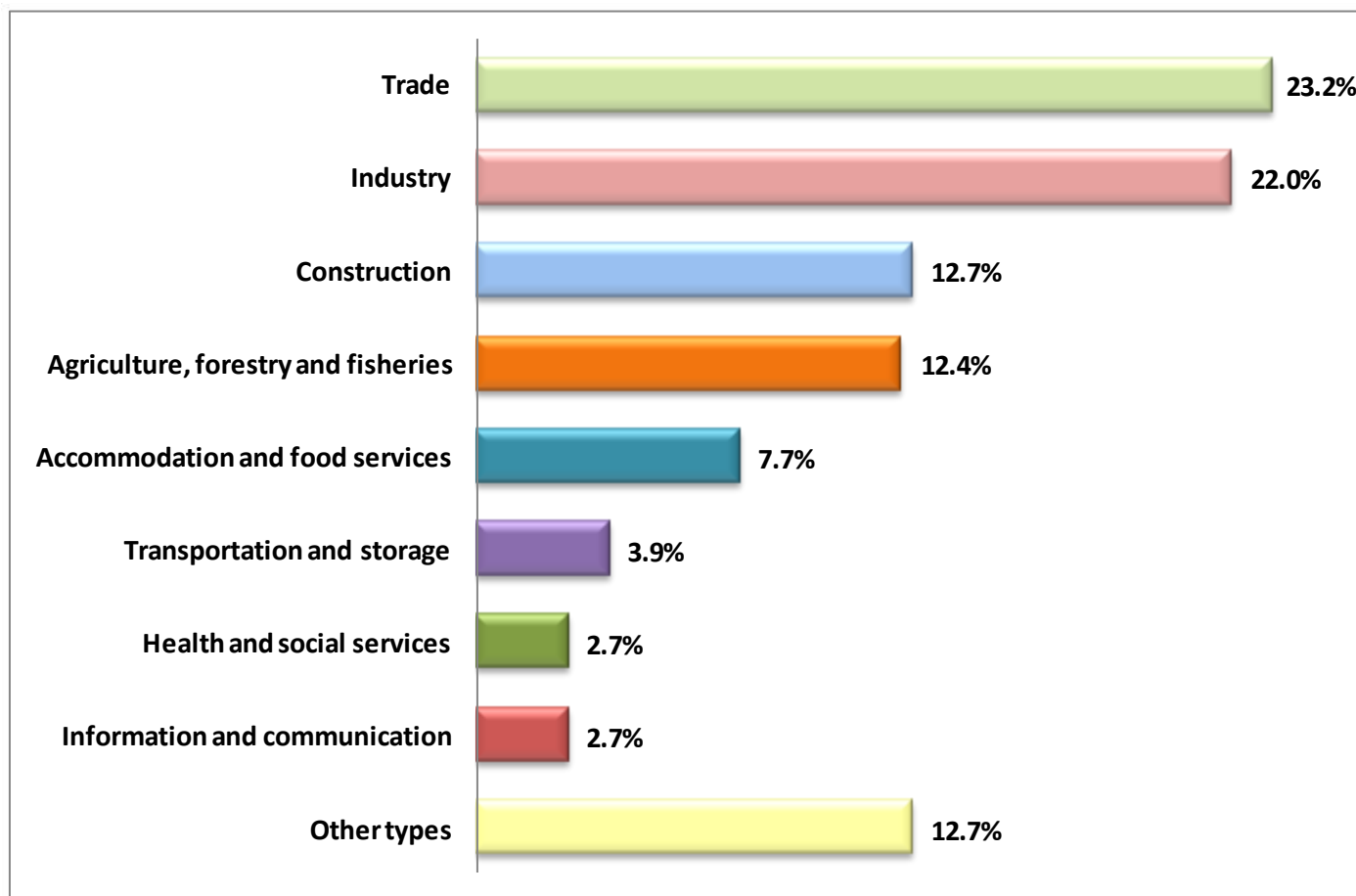
## Share of operating small enterprises and microfirms by types of economic activity,%



In January-June, 2018, the number of newly created small businesses and microfirms amounted to more than 25.9 thousand units, which is 8.6% more than in the same period last year. A significant part of the total number of newly created small businesses is in the city of Tashkent (6068 units), Tashkent (2674 units), Samarkand (2181 units) and Fergana (2005 units). The smallest falls on the Syrdarya (730 units), Khorezm (933 units) and Navoi (991 units) area.

If we consider the number by type of economic activity, the largest part falls to trade - 6021 units, industry - 5746 units, agriculture, forestry and fisheries - 3222 units. construction - 3344 units. The smallest number is health care and the provision of social services - 654 units, information and communication - 666 units, as well as transportation and storage - 1011 units.

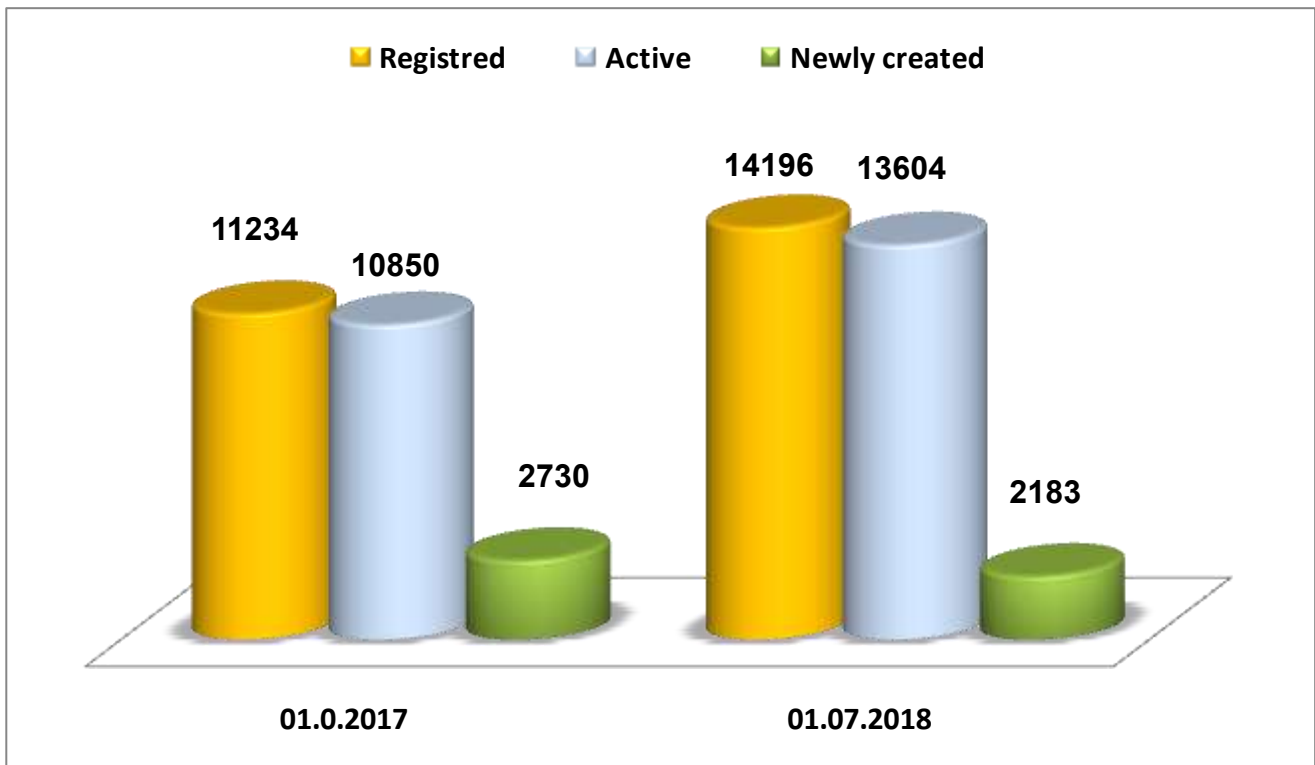
## Share of newly created small enterprises and microfirms by type of economic activity,%



## Number of family enterprises

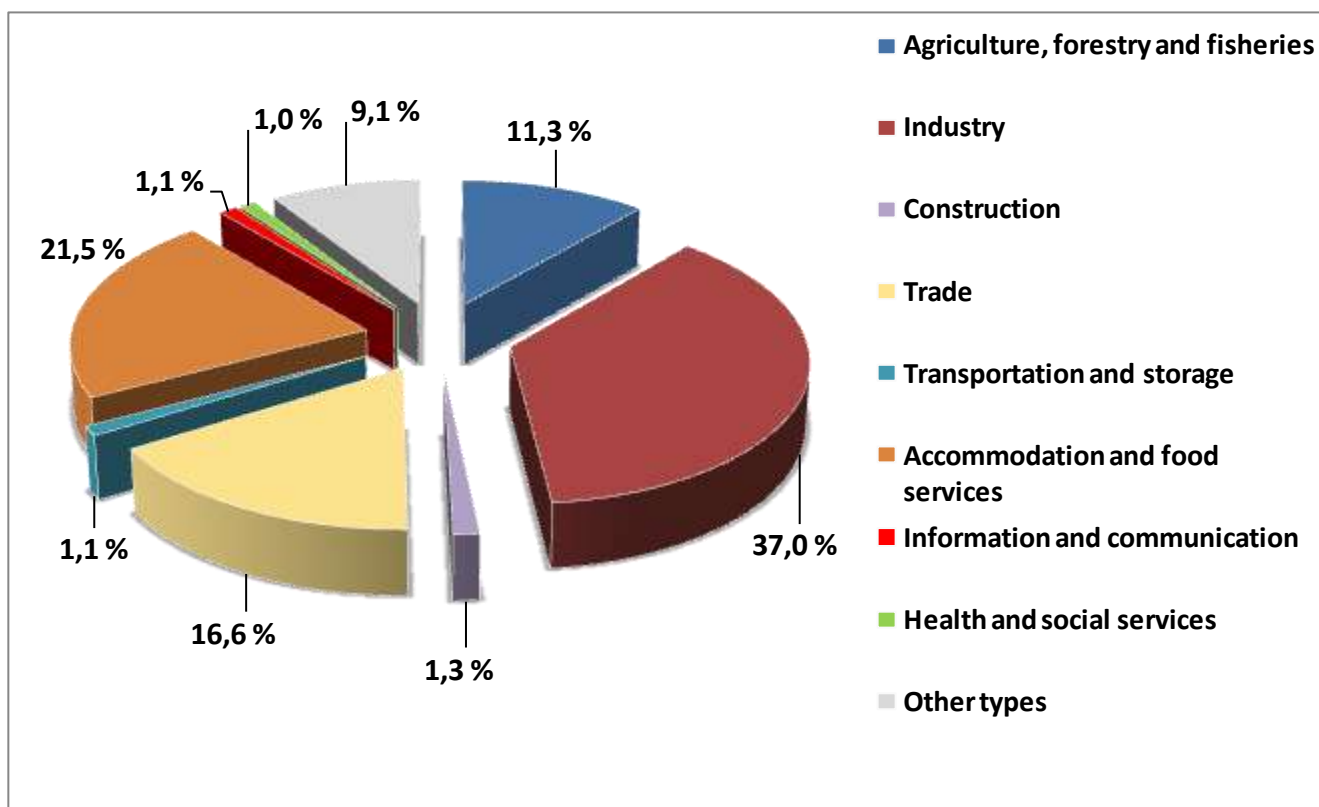
As of July 1, 2018, the number of registered family enterprises that passed state registration as a legal entity amounted to 14,196 units, of which the operating ones reached 13604 units. or 95.8%. In comparison with the previous year, the growth in the number of registered and operating family enterprises averaged 25.9%.

### Dynamics of growth of family enterprises, units.



If we consider the number of operating family enterprises in the context of types of economic activity, the major share falls to industry - 37.0%, or 5038 units, accommodation and food services - 21.5%, or 2921 units, trade - 16.6%, or 2254 units., agriculture, forestry and fisheries - 11.4%, or 1546 units, construction - 1.3%, or 174 units, information and communication - 1.1%, or 153 units, transportation and storage - 1.1%, or 150 units, health and social services - 1.0%, or 135 units. and other species - 9.1%, or 1233 units.

## Share of operating family enterprises by type of economic activity,%



**Management and system management  
statistical  
registers of Goskomstat**



**Material is prepared on the basis of  
data of the Unified State Register of Enterprises  
and Organizations (USREO)**