

## Enterprise and organizations

*(without farmer and dekhkan farms)*

*January-July 2018*

### FIGURES:

- The number of operating enterprises and organizations increased by **23.8 thousand units**.
- The share of inactive enterprises decreased by **0.1 percentage points**.
- Newly established enterprises at **24.0 thousand units**, became more than liquidated.

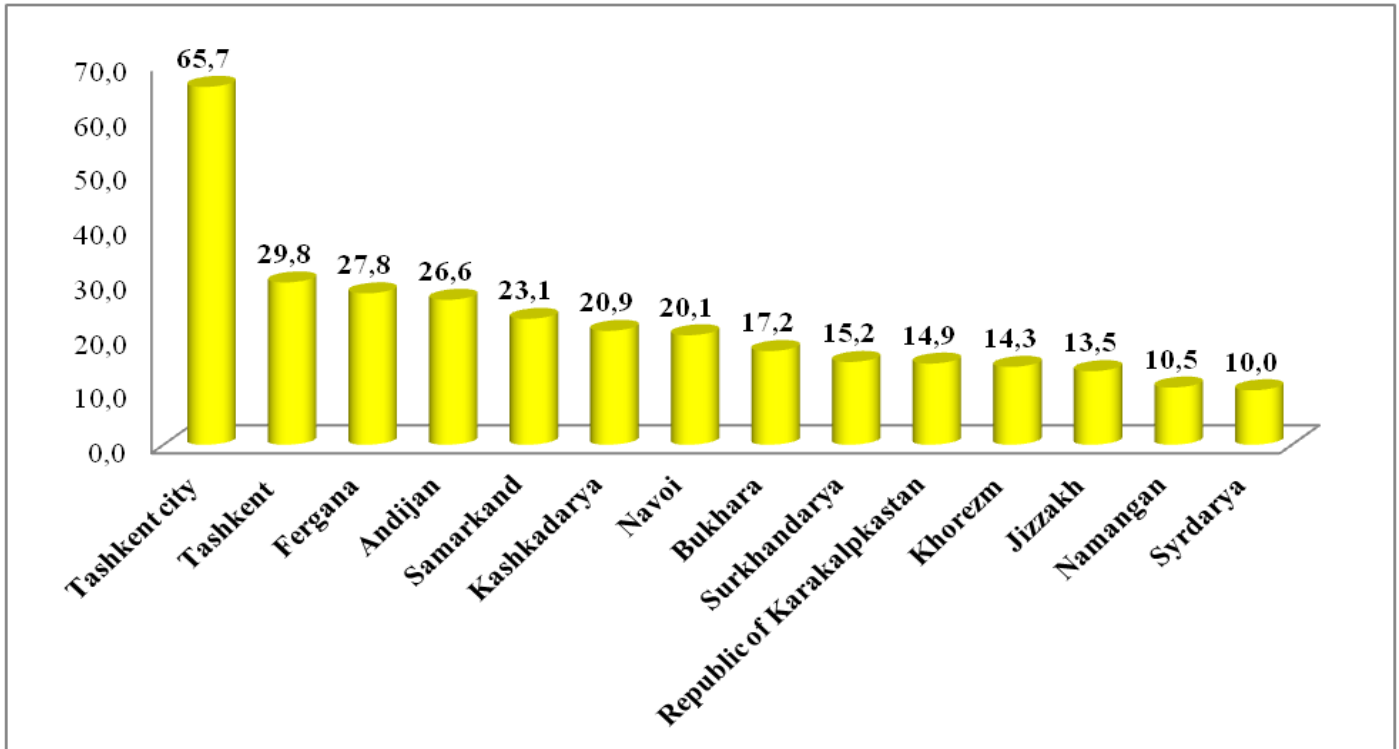
For January-July of 2018 in the Republic of Uzbekistan the number of newly created enterprises and organizations amounted to 33.9 thousand, which is 6.3 thousand more than the same period last year.

At the same time, the number of enterprises and organizations that ceased their activity, as compared to the same period last year, decreased by 13.9% and amounted to 4.0 thousand units.

As a result, the number of operating enterprises and organizations has increased by 24.1 thousand units since the beginning of the year. (8.4%) and amounted to 309.6 thousand units.

The largest share of operating enterprises and organizations was observed in Tashkent city (21.2%), Tashkent (9.6%), Fergana (9.0%) and Andijan (8.6%) regions.

**Number of operating enterprises and organizations by region**  
(excluding farmer and dekhkan farms), thousand units.



**Distribution of the number of registered and operating enterprises and organizations by regions**

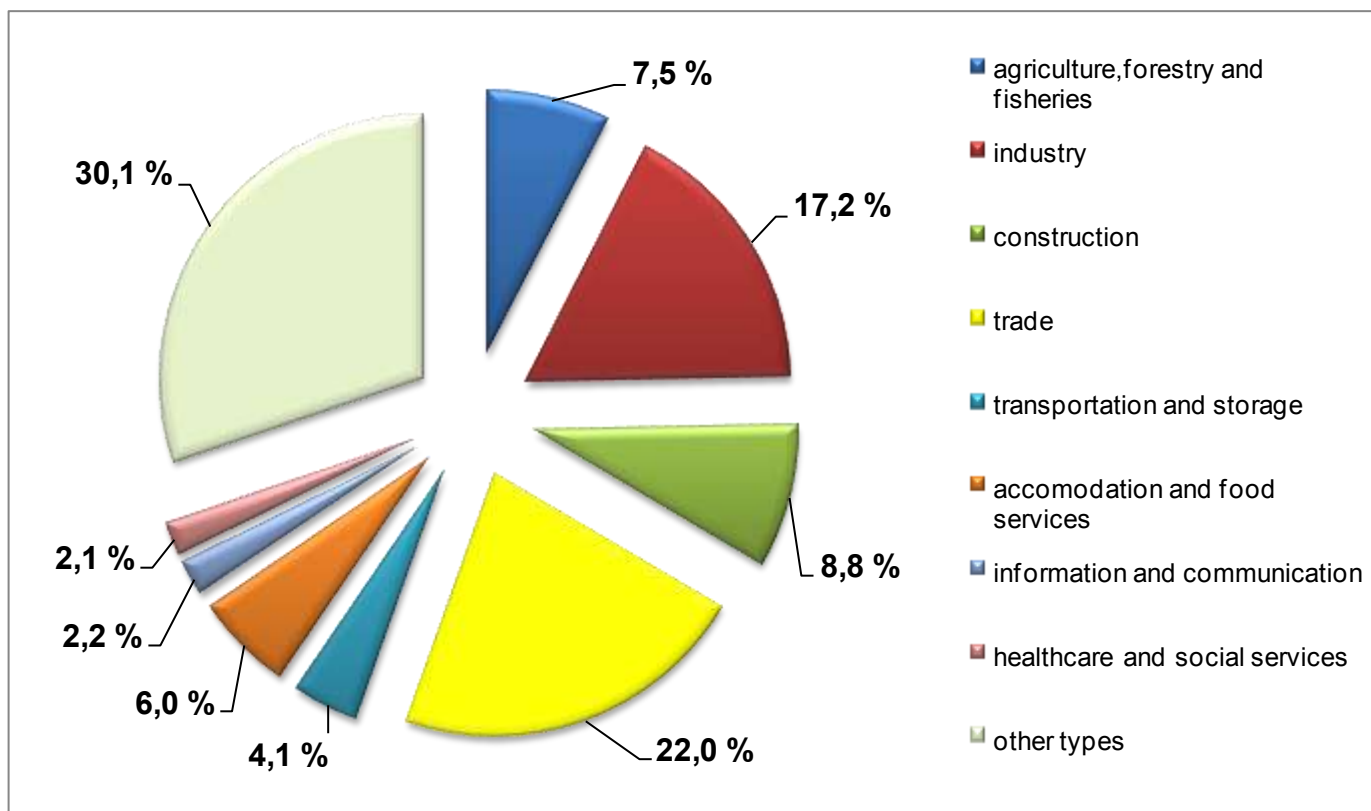
*(as of August 1, 2018, without farmer and dekhkan farms)*

	Registered		Active	
	thousand unit	% of total	thousand unit	% of total
<b>Republic of Uzbekistan</b>	<b>324,6</b>	<b>100,0</b>	<b>309,6</b>	<b>100,0</b>
Republic of Karakalpkastan	15,3	4,7	14,9	4,8
<b>regions:</b>				
Andijan	28,1	8,7	26,6	8,6
Bukhara	18,0	5,6	17,2	5,5
Jizzakh	14,2	4,4	13,5	4,4
Kashkadarya	20,7	6,4	20,1	6,5
Navoi	10,7	3,3	10,5	3,4
Namangan	21,9	6,8	20,9	6,8
Samarkand	24,5	7,5	23,1	7,5
Surkhandarya	16,0	4,9	15,2	4,9
Syrdarya	10,8	3,3	10,0	3,2
Tashkent	33,6	10,4	29,9	9,6
Fergana	28,3	8,7	27,8	9,0
Khorezm	15,1	4,6	14,3	4,6
Tashkent city	67,3	20,7	65,6	21,2

From the total number of operating enterprises and organizations to the share of enterprises and organizations in the sphere of trade is 22.0%, industry - 17.2%, construction - 8.8%, agriculture, forestry and fisheries - 7.5%, accommodation and food services - 6.0%, transportation and storage - 4.1%, information and communications - 2.2%, health and social services - 2.1%, other spheres of economic activity - 30.1%.

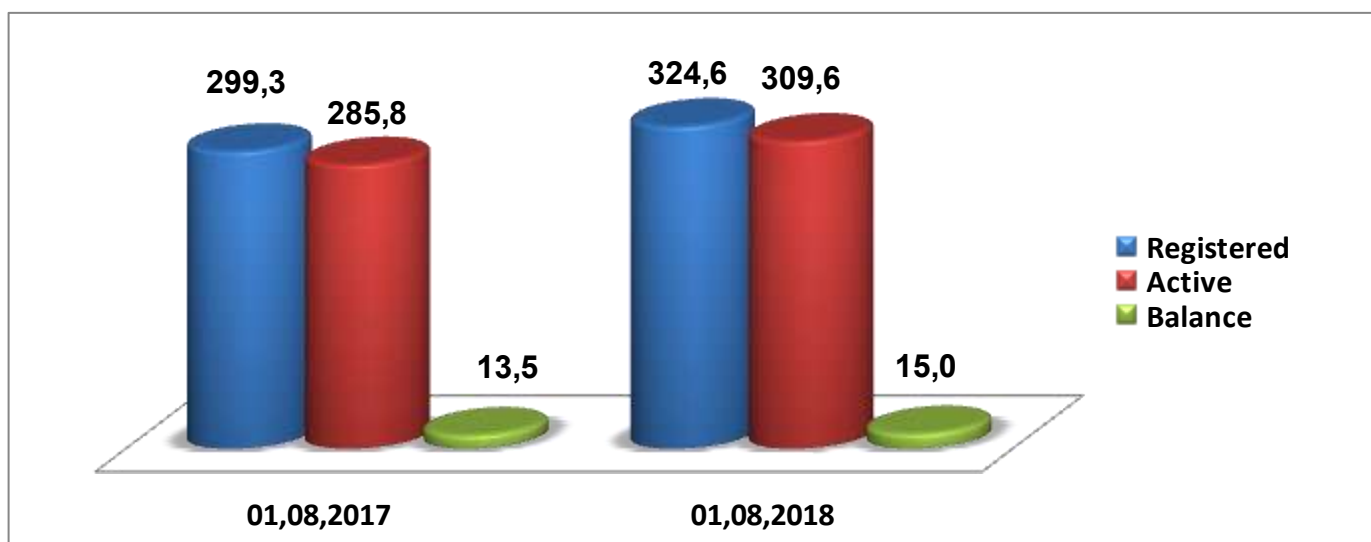
### Share of operating enterprises and organizations by types of economic activities

(excluding farmer and dekhkan farms), %



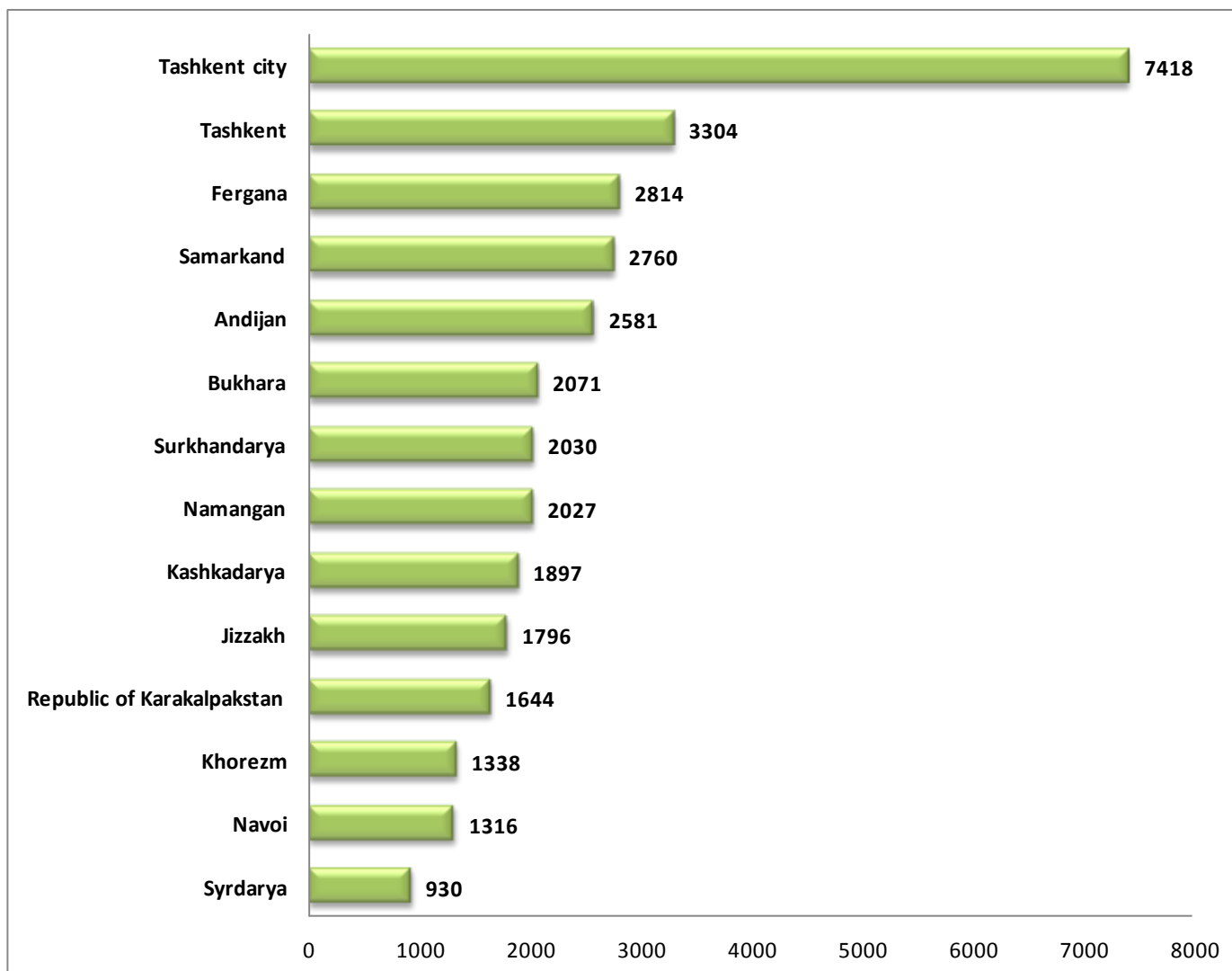
### Dynamics of growth of registered and operating enterprises and organizations

(without farmer and dekhkan farms), units.



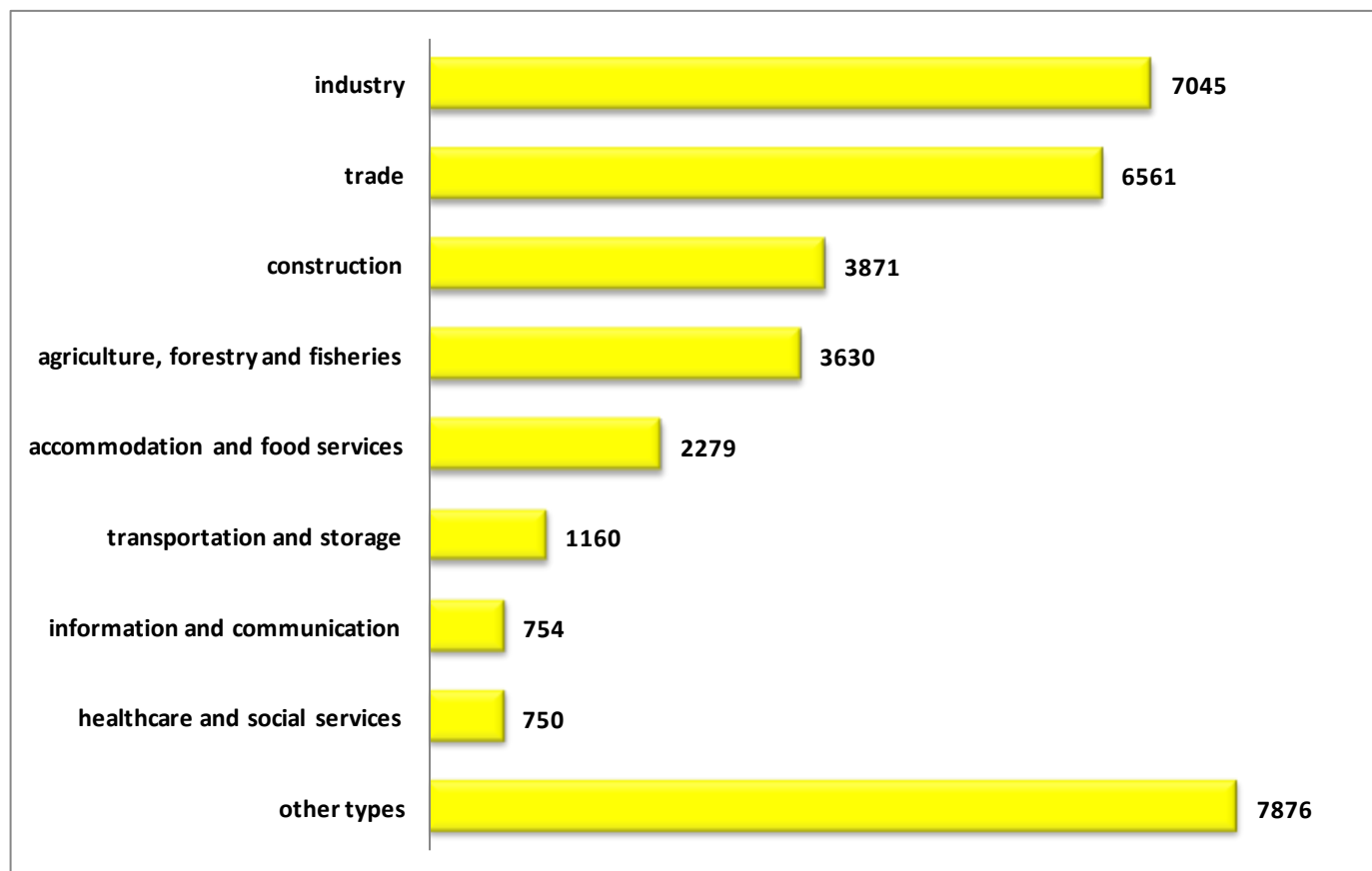
For January-July of 2018 in the Republic of Uzbekistan, the number of newly created enterprises and organizations amounted to 33926 units, which is 22.6% more than the same period last year. The largest part of the total number of newly created enterprises and organizations falls on the city of Tashkent (7418 units), Tashkent (3304 units), Fergana (2814 units) and Samarkand (2760 units) area. The smallest falls on the Syrdarya (930 units), Navoi (1316 units) and Khorezm (1338 units) area.

***Number of newly created enterprises and organizations in the context of regions, units.***



If we consider the number of newly created enterprises and organizations in terms of types of economic activity, the bulk falls on the sphere of trade (7045 units), industry (6561 units), construction (3871 units) and agriculture, forestry and fisheries ( 3630 units). The lowest number is observed in the sphere of health care and provision of social services (750 units), information and communication (754 units), as well as in transportation and storage (1160 units).

***Number of newly created enterprises and organizations by types of economic activity, units.***



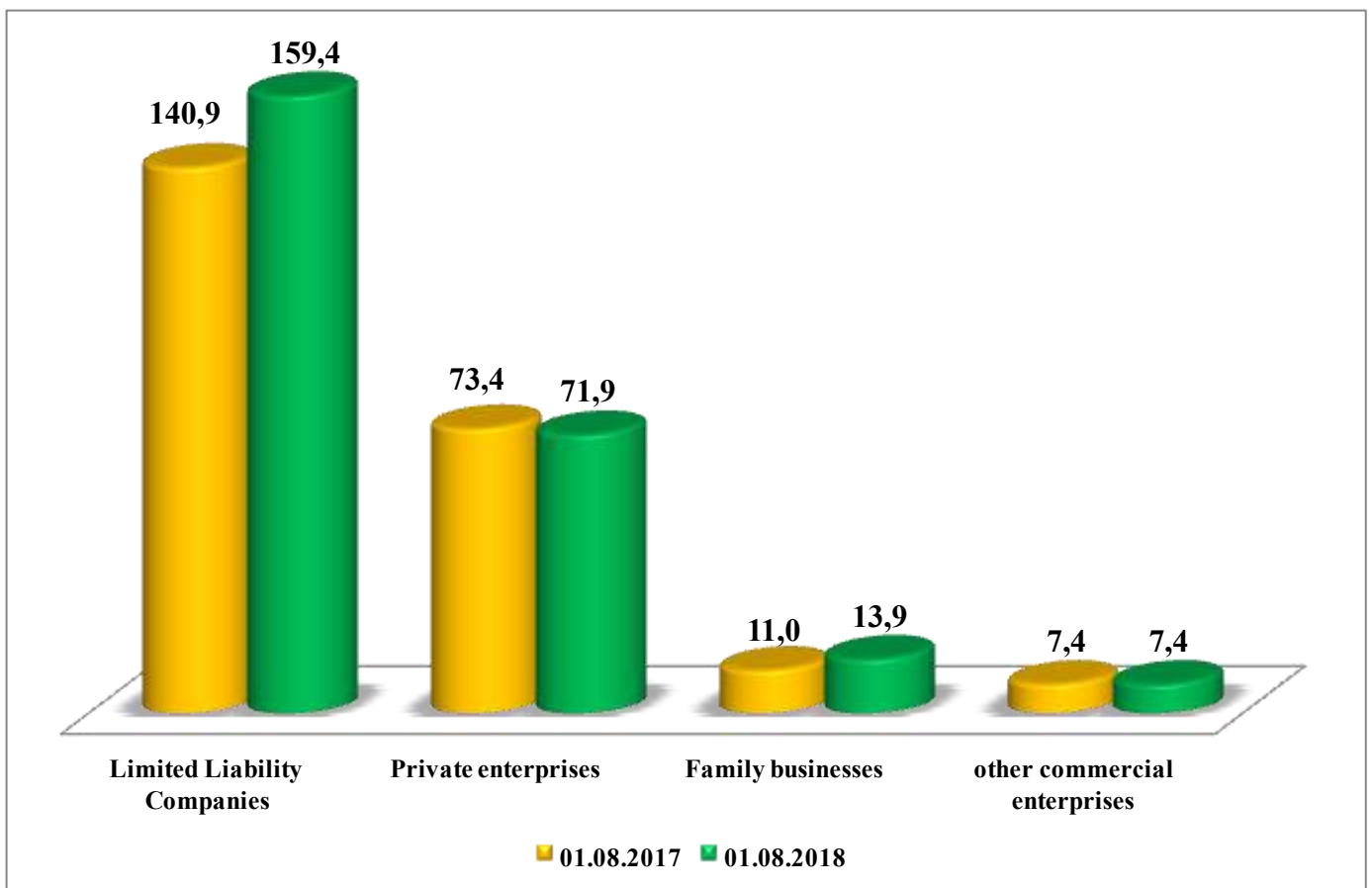
***Number of newly created enterprises and organizations by types of economic activity by years, units.***

	For January- July, 2017	For January- July, 2018
<b>Total:</b>	<b>27663</b>	<b>33926</b>
agriculture, forestry and fisheries	3848	3630
industry	7111	6561
construction	2584	3871
trade	5387	7045
transportation and storage	1168	1160
accommodation and food services	2339	2279
Information and communication	673	754
healthcare and social services	530	750
other types	4023	7876

**The number of operating commercial enterprises according to the Classifier of organizational and legal forms**  
*(without farmer and dekhkan farms)*

Number of operating commercial enterprises and organizations As of August 1, 2018, it amounted to 252.4 thousand units, of which 71.8 thousand units. - private enterprises, 13.9 thousand units - family enterprises, 159.3 thousand units - limited liability companies, 0.6 thousand units. joint-stock companies and 6,8 thousand units - other enterprises.

**Distribution of operating legal entities according to the Classifier of organizational and legal forms, thousand units.**



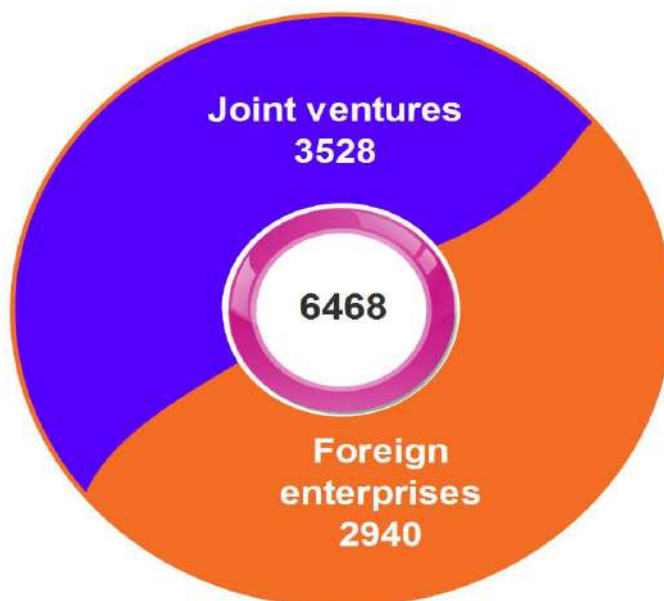
**Enterprises with participation of foreign capital**

As of August 1, 2018, the number of operating enterprises with foreign capital participation in the Republic was 6468 units. In comparison with the previous year, the growth in the number of operating enterprises reached 22.6% or 1195 units. Of these, joint ventures amount to 3528 units, foreign - 2940 units.

## Dynamics of growth of enterprises with participation of foreign capital, units.

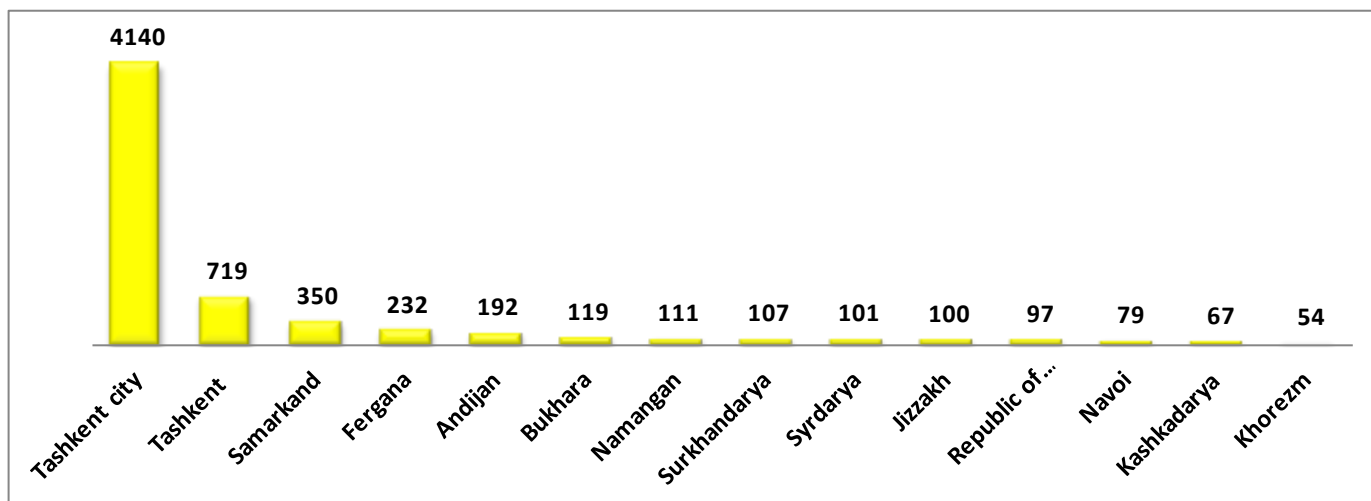


Number of joint ventures and foreign enterprises in the structure of operating enterprises with participation of foreign capital, *units*.



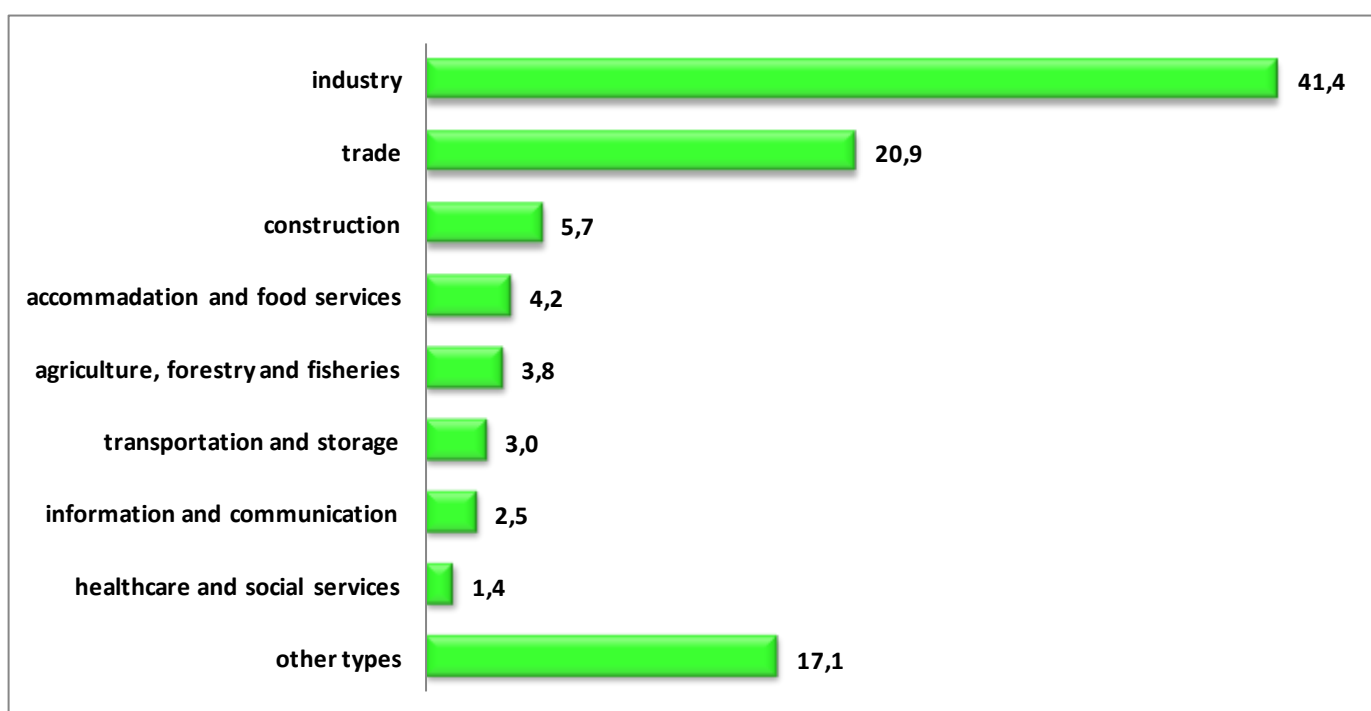
The bulk of enterprises with foreign capital participation account for the city of Tashkent 4044 units. (64.3%), Tashkent 695 units. (11.0%) and the Samarkand 335 units. (5.3%) of the region. The smallest part is in Khorezm 52 units. (0.9%), Kashkadarya 62 units (1.0%), Navoi 71 units (1.1%) and Surkhandarya 97 units. (1.5%) of the region. This indicates the need to strengthen joint work with foreign partners, develop and attract foreign investment in these regions.

## Number of operating enterprises with participation of foreign capital in the context of regions, units.



If we consider the number of operating enterprises with the participation of foreign capital by types of economic activity as of August 1, 2018, then the largest number falls on industry - 2678 units. (41.4%), trade - 1353 units. (20.9%) and other species - 1104 units. (17.1%), the lowest - for health and social services - 89 units. (1.4%), information and communication - 164 units. (2.5%), transportation and storage - 190 units. (3,0%), agriculture, forestry and fisheries - 247 units. (3.8%), accommodation and food services - 272 units. (4.2%) and construction - 371 units. (5.7%). From this it can be seen that the bulk of operating enterprises with the participation of foreign capital are in industry and trade, the smallest part is in health care and the provision of social services, as well as information and communication.

## Share of operating enterprises with participation of foreign capital by types of economic activity,%

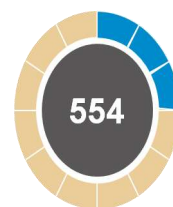
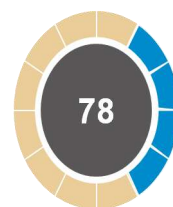
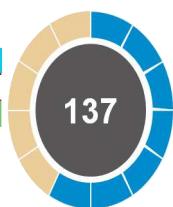
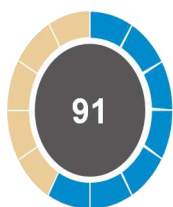
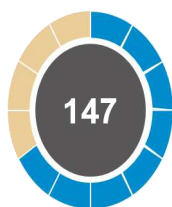




In January-July, 2018, 1151 units of enterprises with the participation of foreign capital were re-established in the republic. In comparison with the previous year, the growth in the number of operating enterprises increased 2.8 times and amounted to 736 units.

At the same time, with the participation of the capital of residents of the Russian Federation, 144 enterprises, the Turkish Republic - 147, the PRC-137, the Republic of Kazakhstan—91 and the Republic of Korea-78. Residents of the Islamic Republic of Afghanistan, the Republic of India, the Federal Republic of Germany, Ukraine, the Republic of Azerbaijan, etc. also showed interest in joint activities in 2018.

**Number of newly created enterprises with foreign capital participation in the context of countries (for January-July), units.**



Russian Federation

Republic of Turkey

The Republic of Kazakhstan

People's Republic of China

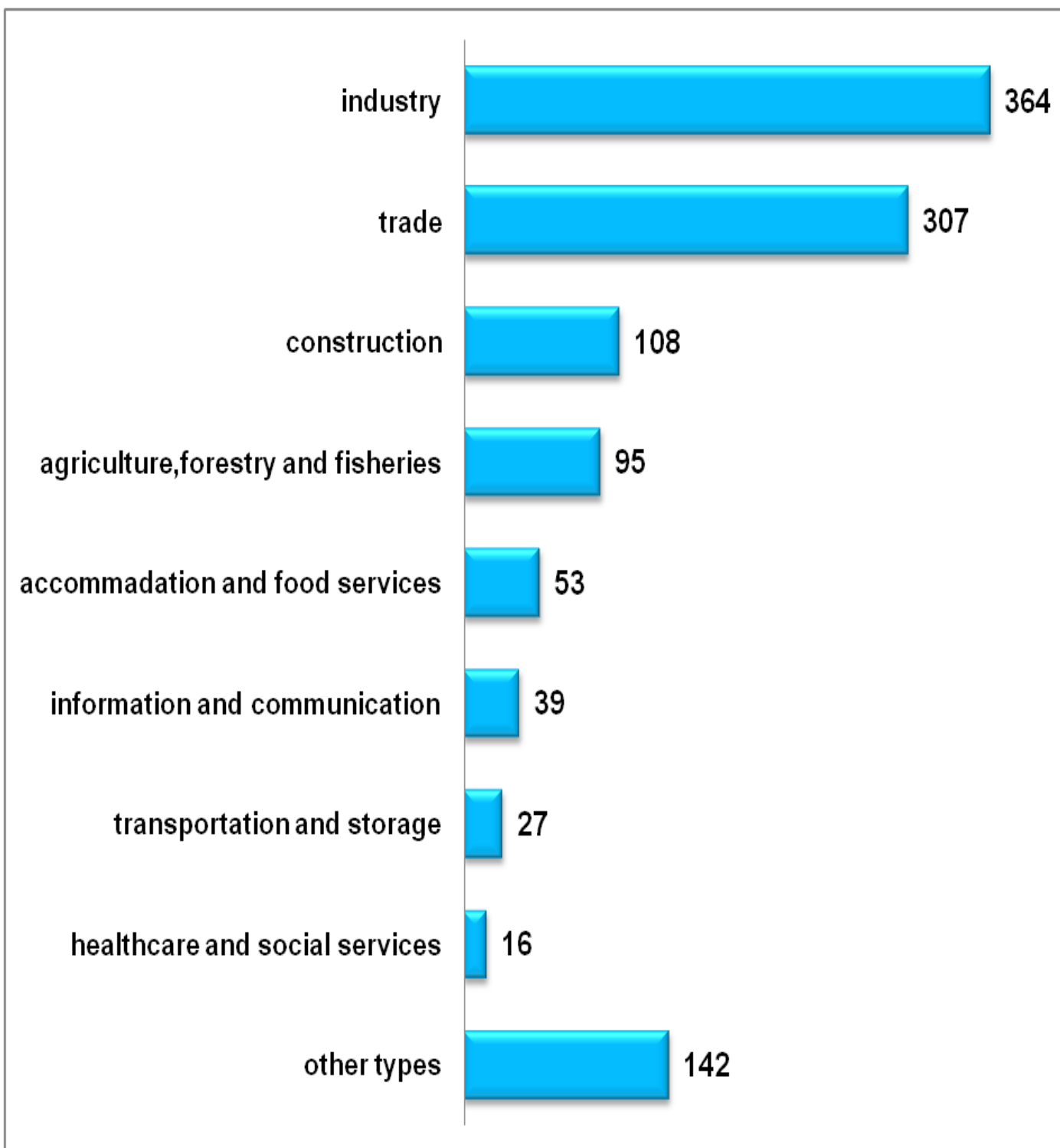
Republic of South Korea

And other residents



If we consider the newly established enterprises with foreign capital participation by kinds of economic activities, the majority going to the industry - 364 units. (31.6%), trade - 307 units. (26.7%), construction - 108 units. (9.4%), agriculture, forestry and fisheries - 95 units. (8.3%) and other activities - 277 units. (23.1%).

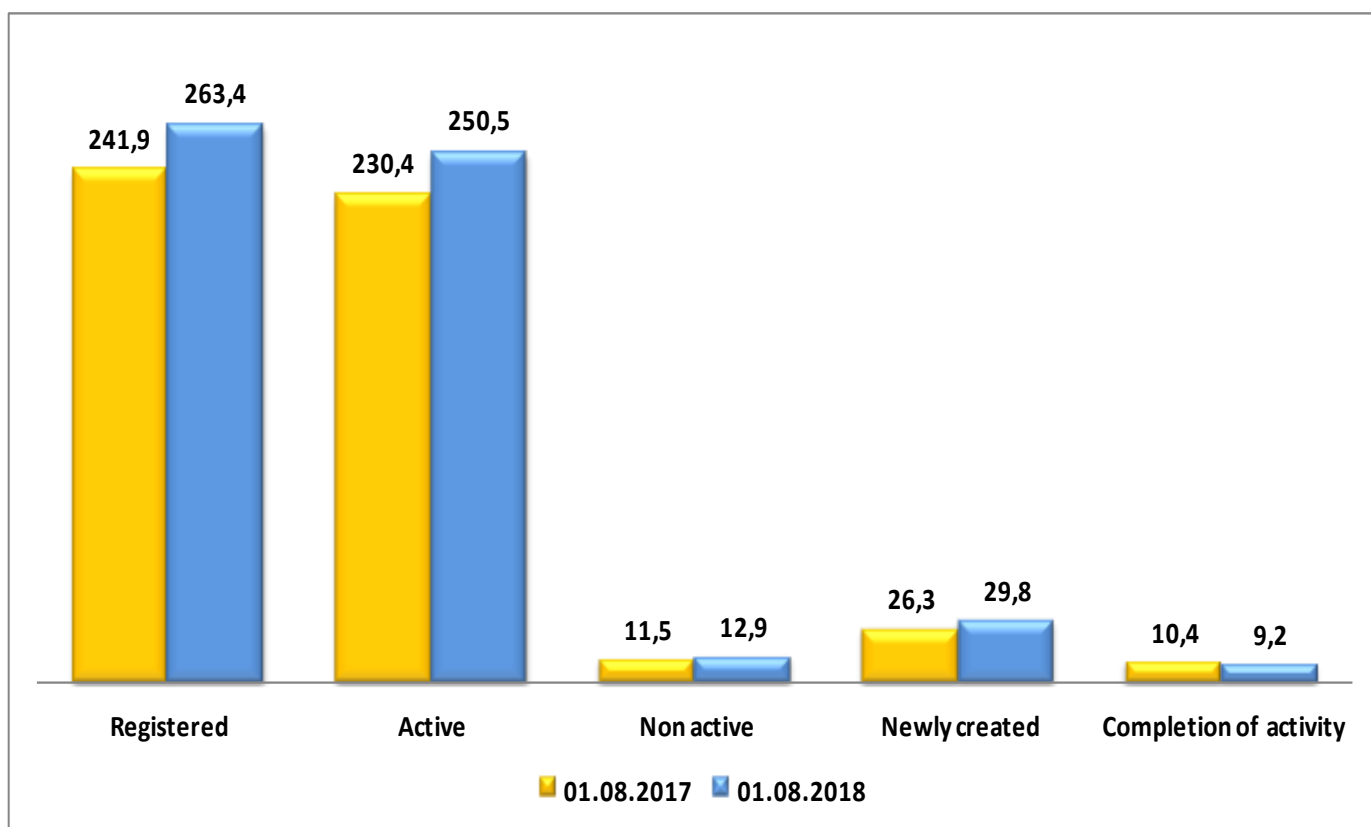
**Number of newly created enterprises with foreign capital participation by types of economic activity, units.**



## Number of small businesses and microfirms

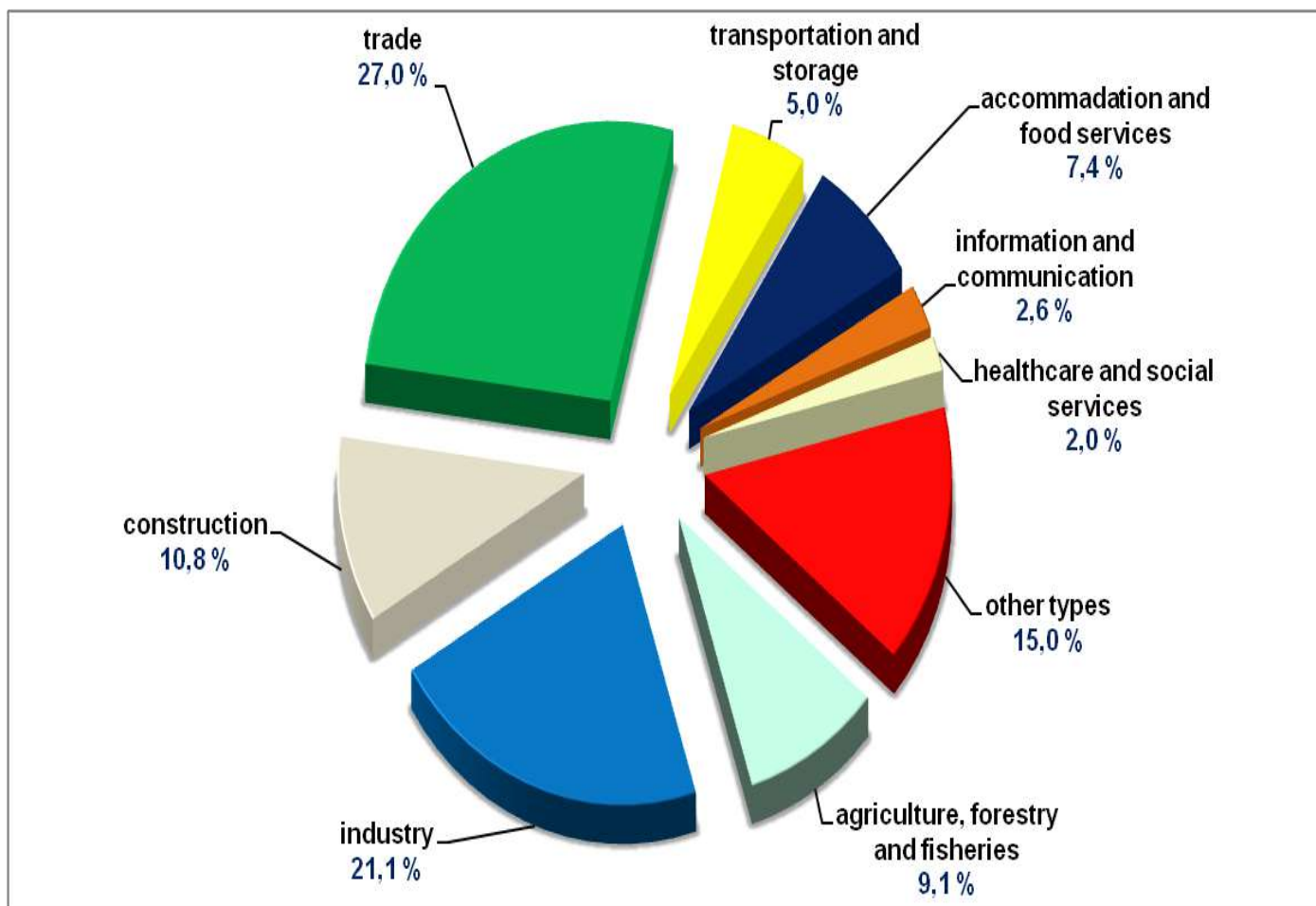
As of August 1, 2018, the number of operating small businesses and microfirms in the country was 250.5 thousand units. This rate higher than the same period last year by 8.0%. The bulk of operating small enterprises and microfirms account for the city of Tashkent - 56.5 thousand units. (22.6%), Tashkent - 24.3 thousand units. (9.7%), Fergana - 22.0 thousand units. (8.8%) and Andijan - 21.8 thousand units. (8.7%) of the region.

### Dynamics of the number of small enterprises and microfirms, thousand units.



Of the total number of operating small businesses and microfirms by type of economic activity account for trade - 67.6 thousand units. (27.0%), industry - 52.8 thousand units. (21.1%), construction - 27.1 thousand units. (10.8%), agriculture, forestry and fisheries-22.7 thousand units (9.1%), accommodation and food services - 18.6 thousand units. (7.4%), transportation and storage services - 12.5 thousand units. (5,0%), information and communication - 6,5 thousand units. (2.6%), health and social services -5.0 thousand units. (2.0%), as well as for other types - 37.7 thousand units. (15.1%). From this it can be seen that the bulk of operating small enterprises and microfirms account for industry and trade. The smallest share of economic activities falls on health, the provision of social services, as well as information and communication.

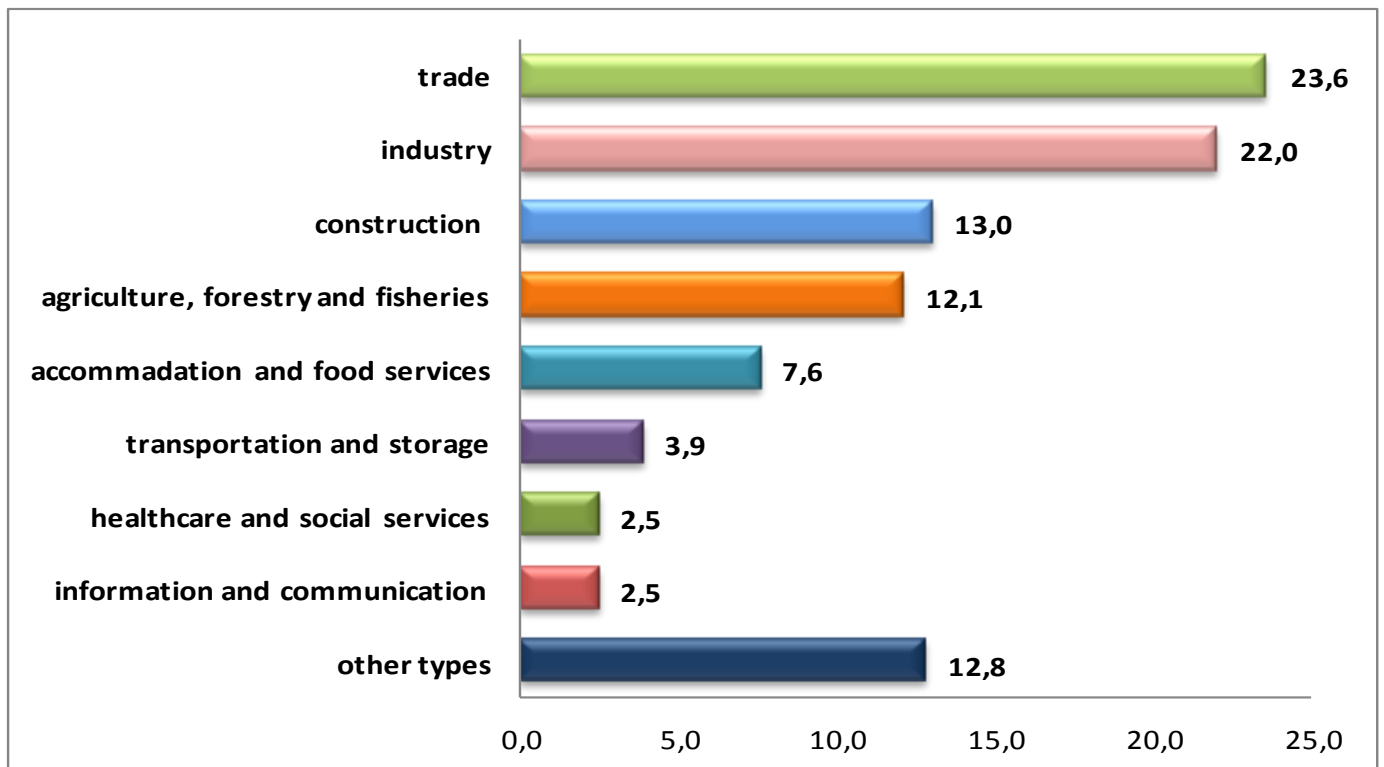
## Share of operating small enterprises and micro-firms by types of economic activity,%



In January-July, 2018, the number of newly created small businesses and microfirms amounted to more than 29.8 thousand units, which is 13.1% more than in the same period last year. A significant part of the total number of newly created small businesses is in the city of Tashkent (7022 units), Tashkent (3053 units), Samarkand (2482 units) and Fergana (2372 units). The smallest falls on the Syrdarya (836 units), Khorezm (1101 units) and Navoi (1122 units) area.

If we consider the number of economic activities, then the largest part falls on trade - 7041 units, industry - 6554 units, agriculture, forestry and fisheries - 3616 units, construction - 3867 units. The smallest number is health care and the provision of social services - 738 units, information and communication - 750 units, as well as transportation and storage - 1156 units.

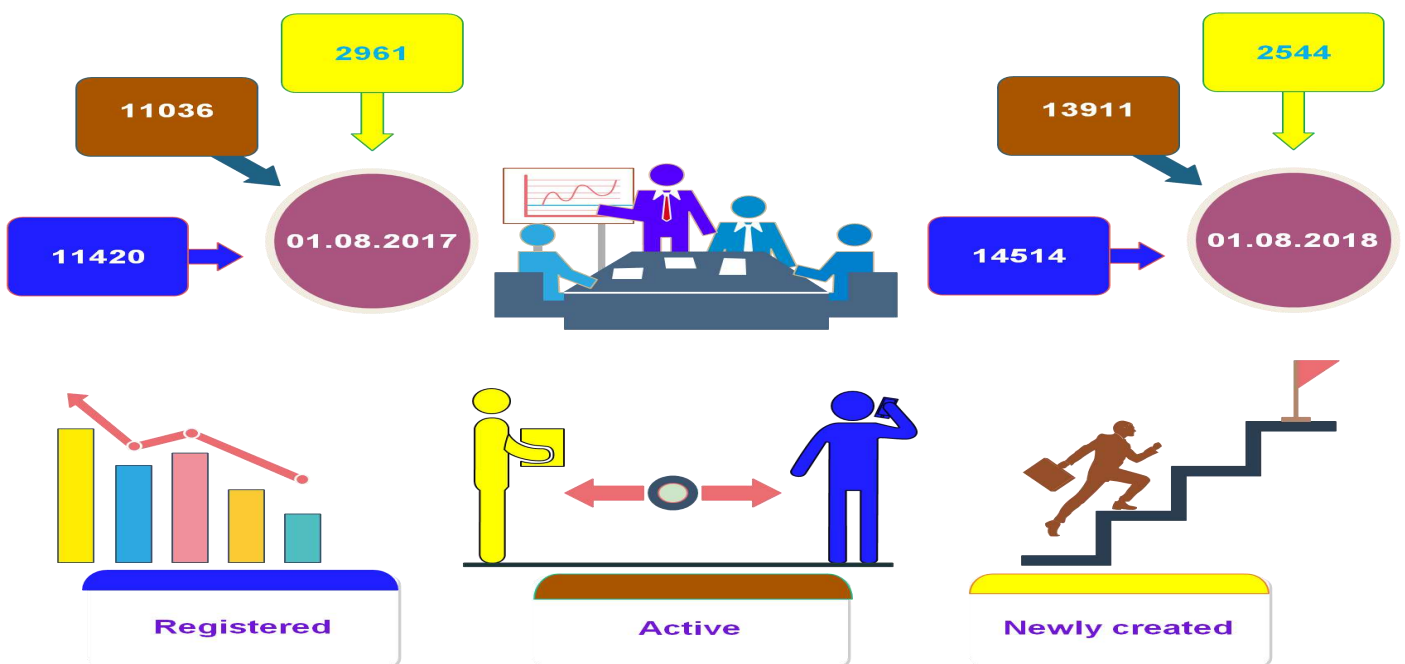
## The share of newly created small enterprises and microfirms in terms of types of economic activity,%



## Number of family enterprises

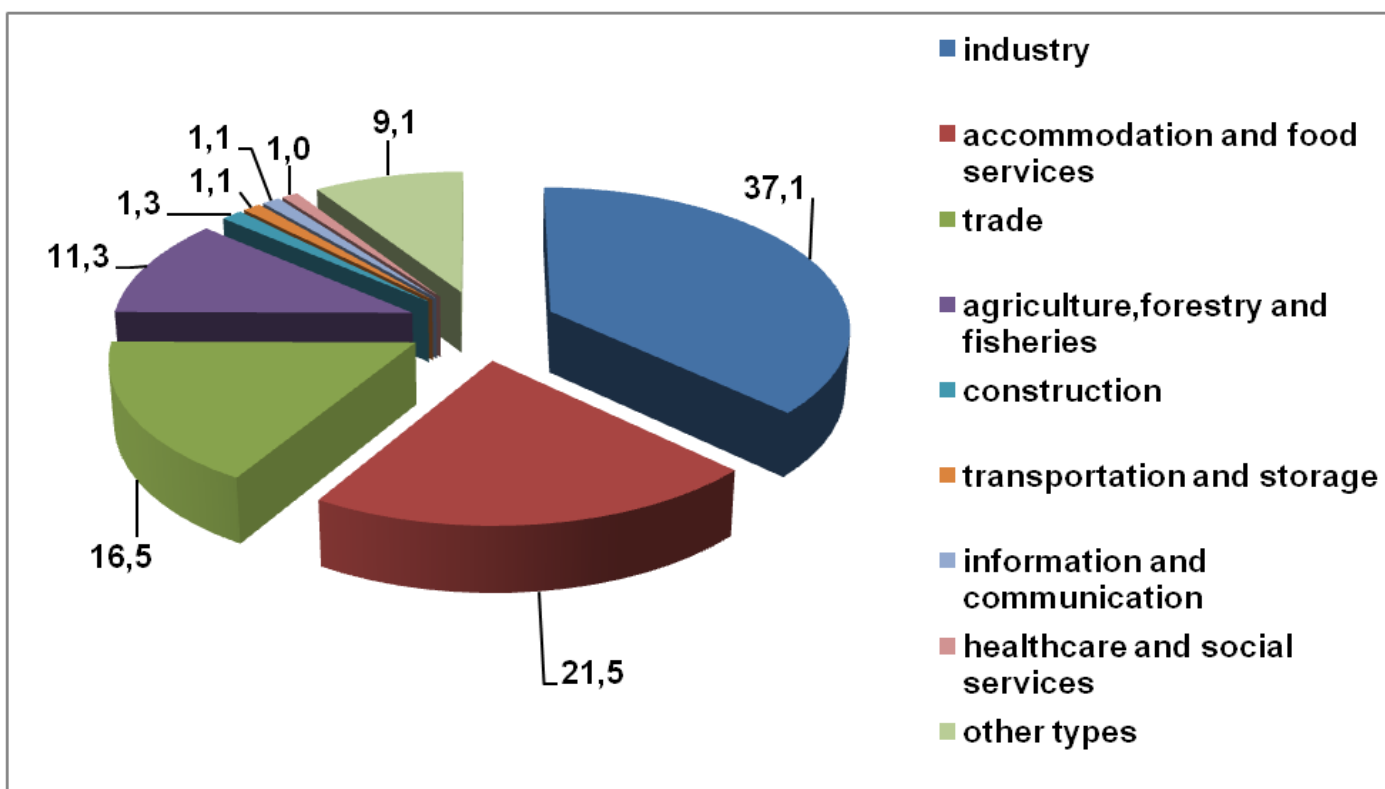
As of August 1, 2018, the number of registered family enterprises that passed the state registration as a legal entity amounted to 14514 units, of which the operating ones reached 13911 units. or 95.8%. Compared to the previous year, the growth in the number of registered and operating family enterprises averaged **26.0%**.

### Dynamics of growth of family enterprises, units.



If we consider the number of operating family enterprises in terms of types of economic activity, the main share is in industry - 37.1%, or 5162 units, accommodation and food services - 21.5%, or 2994 units, trade - 16.5%, or 2297 units. , agriculture, forestry and fisheries - 11.3%, or 1572 units, construction - 1.3%, or 175 units, information and communication - 1.1%, or 153 units, transportation and storage - 1, 1%, or 151 units, health and social services - 1.0%, or 142 units. and other species - 9.1%, or 1265 units.

### Share of operating family enterprises by type of economic activity,%



**Management and system management  
statistical registers of Goskomstat**

**Responsible for the issue: N.Sheraliev**

**Material is prepared on the basis of data  
of the Unified State Register of  
Enterprises and Organizations (USREO)**