

Organizations and Enterprises

(without farmer and dekhkan farms)

January-August 2018

For January-August of 2018 in the Republic of Uzbekistan, the number of newly created enterprises and organizations amounted to 38,1 thousand, which is 7,6 thousand more than the same period last year.

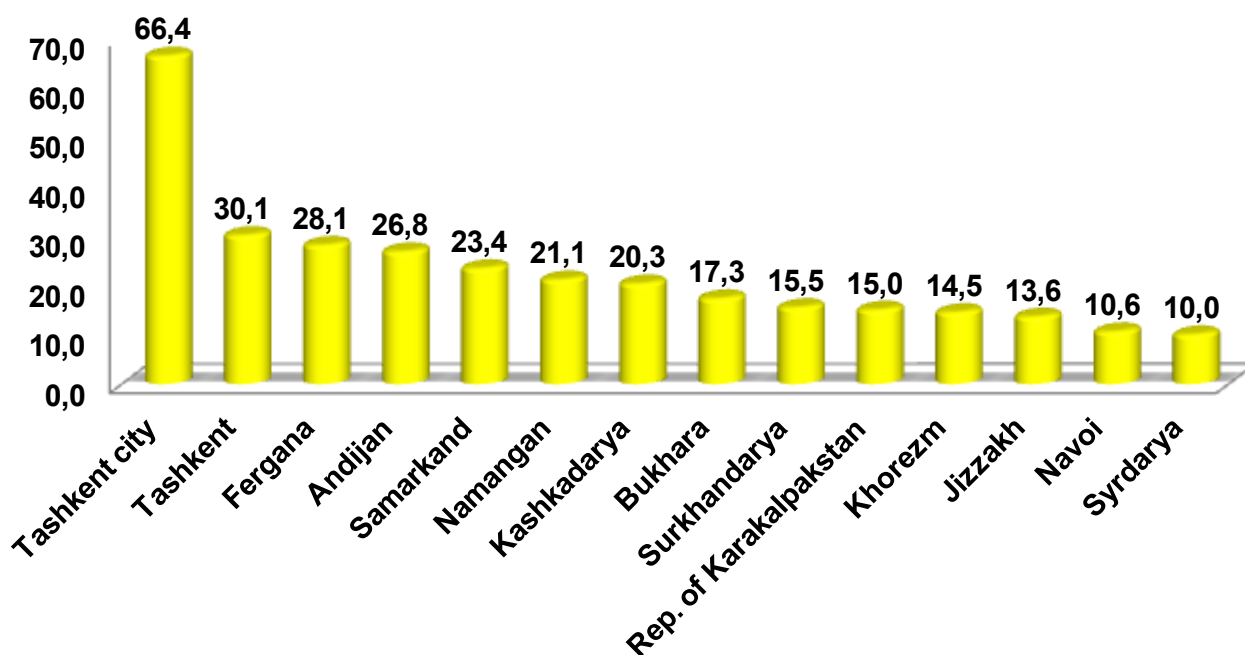
At the same time, the number of enterprises and organizations that ceased their activity, as compared to the same period of the last year, decreased by 29,0% and amounted to 4,6 thousand units.

As a result, the number of operating enterprises and organizations has increased by 26,1 thousand units since the beginning of the year. (9,1%) and amounted to 312,7 thousand units.

The largest share of operating enterprises and organizations was observed in Tashkent city (21,2 %), Tashkent (9,6 %), Ferghana (9,0 %) and Andijan (8,6 %) regions.



Number of operating enterprises and organizations by region
(excluding farmer and dekhkan farms), thousand units.



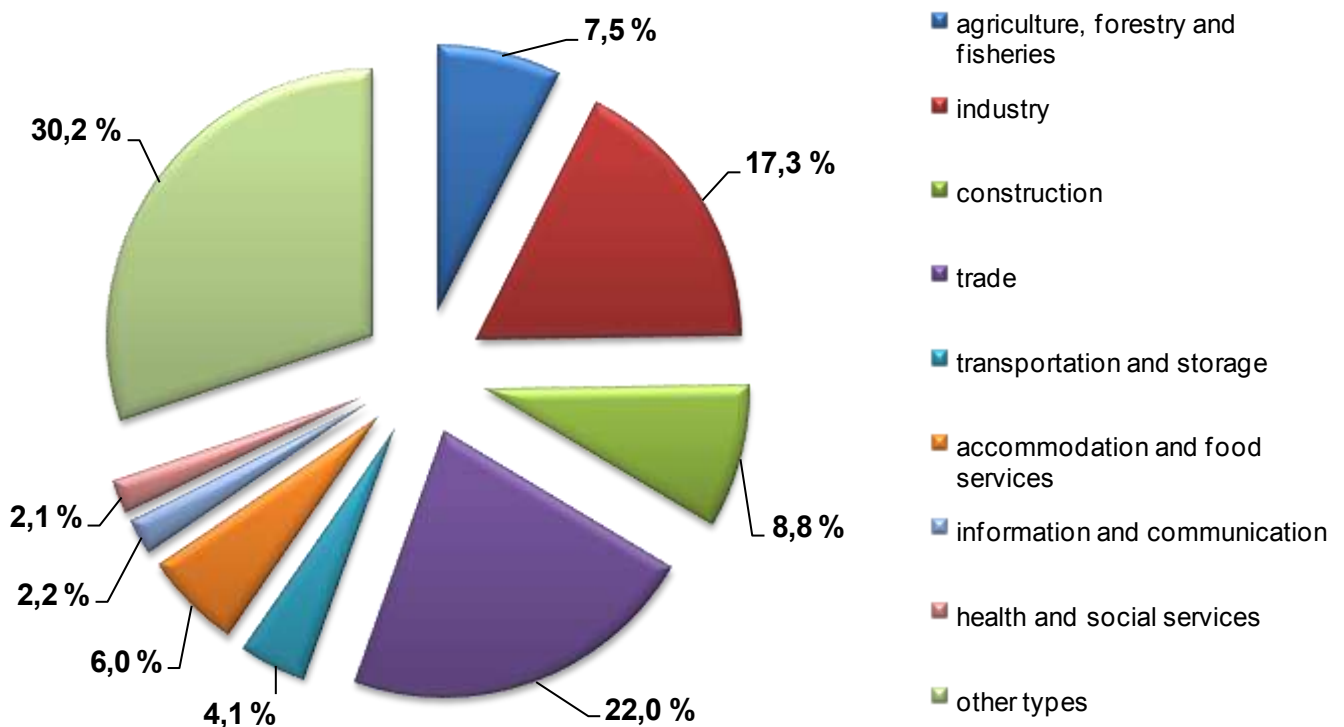
Distribution of the number of registered and operating enterprises and organizations by regions

(as of September 1, 2018, without farmers)

	Registered		Active	
	thousand unit	% of total	thousand unit	% of total
Republic of Uzbekistan	327,4	100	312,7	100
Republic of Karakalpakstan	15,5	4,7	15,1	4,8
regions:				
Andijan	28,2	8,6	26,8	8,6
Bukhara	18,2	5,6	17,3	5,5
Jizzakh	14,4	4,4	13,6	4,4
Kashkadarya	20,9	6,4	20,3	6,5
Navoi	10,9	3,3	10,5	3,4
Namangan	22,1	6,7	21,1	6,7
Samarkand	24,8	7,6	23,4	7,5
Surkhandarya	16,0	4,9	15,5	4,9
Syrdarya	10,7	3,3	10,0	3,2
Tashkent	33,9	10,3	30,1	9,6
Ferghana	28,5	8,7	28,1	9,0
Khorezm	15,3	4,7	14,5	4,6
Tashkent city	68,0	20,8	66,4	21,2

From the total number of operating enterprises and organizations, the share of enterprises and organizations in the sphere of trade is 22,0 %, industry - 17,3 %, construction - 8,8 %, agriculture, forestry and fisheries - 7,5 %, housing services and food - 6,0 %, transportation and storage - 4,1 %, information and communications - 2,2 %, health and social services - 2,1 %, other spheres of economic activity - 30,0 %.

Share of operating enterprises and organizations by types of economic activities (excluding farmer and dekhkan farms), %

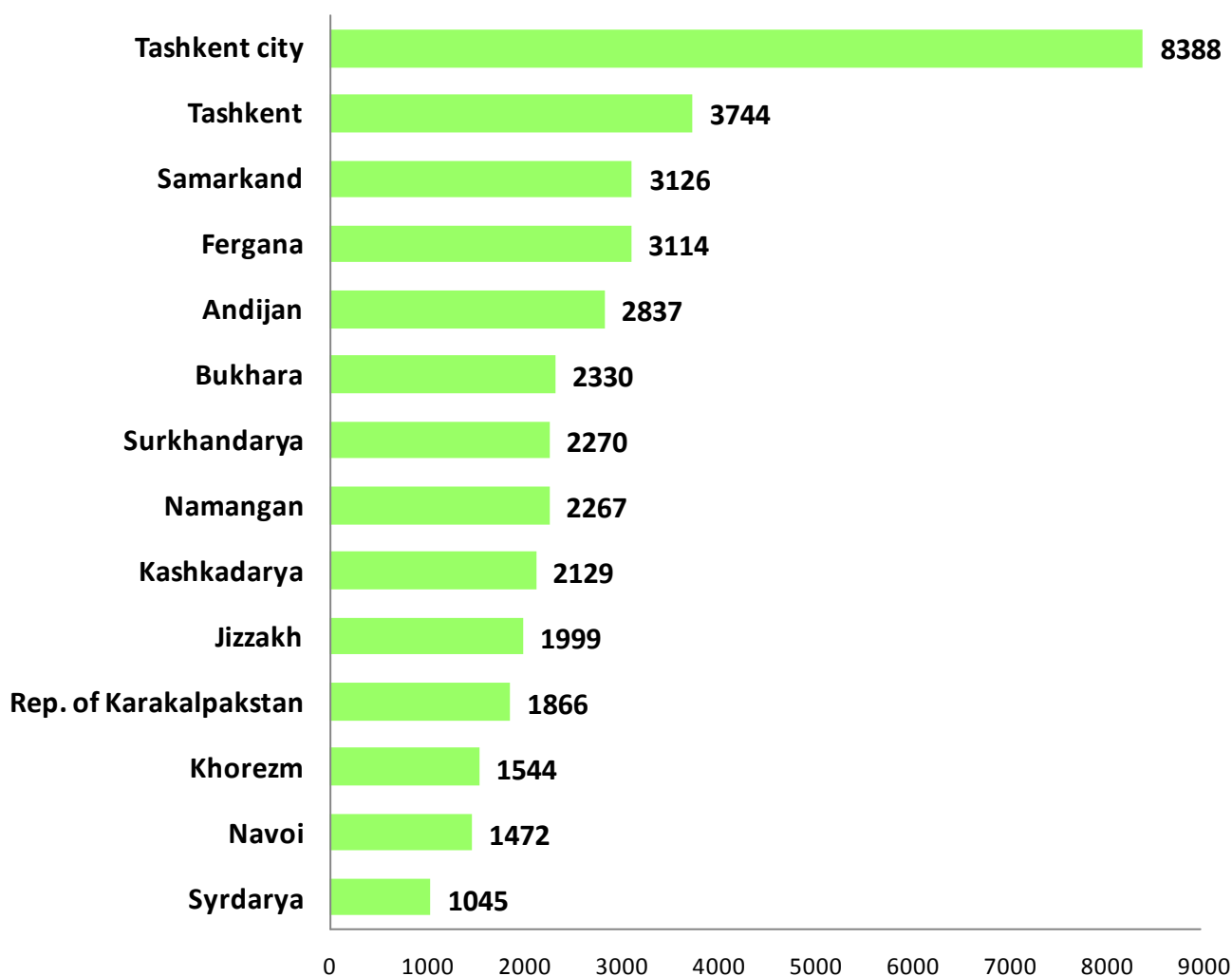


Dynamics of growth of registered and operating enterprises and organizations (without farmer and dekhkan farms), units.



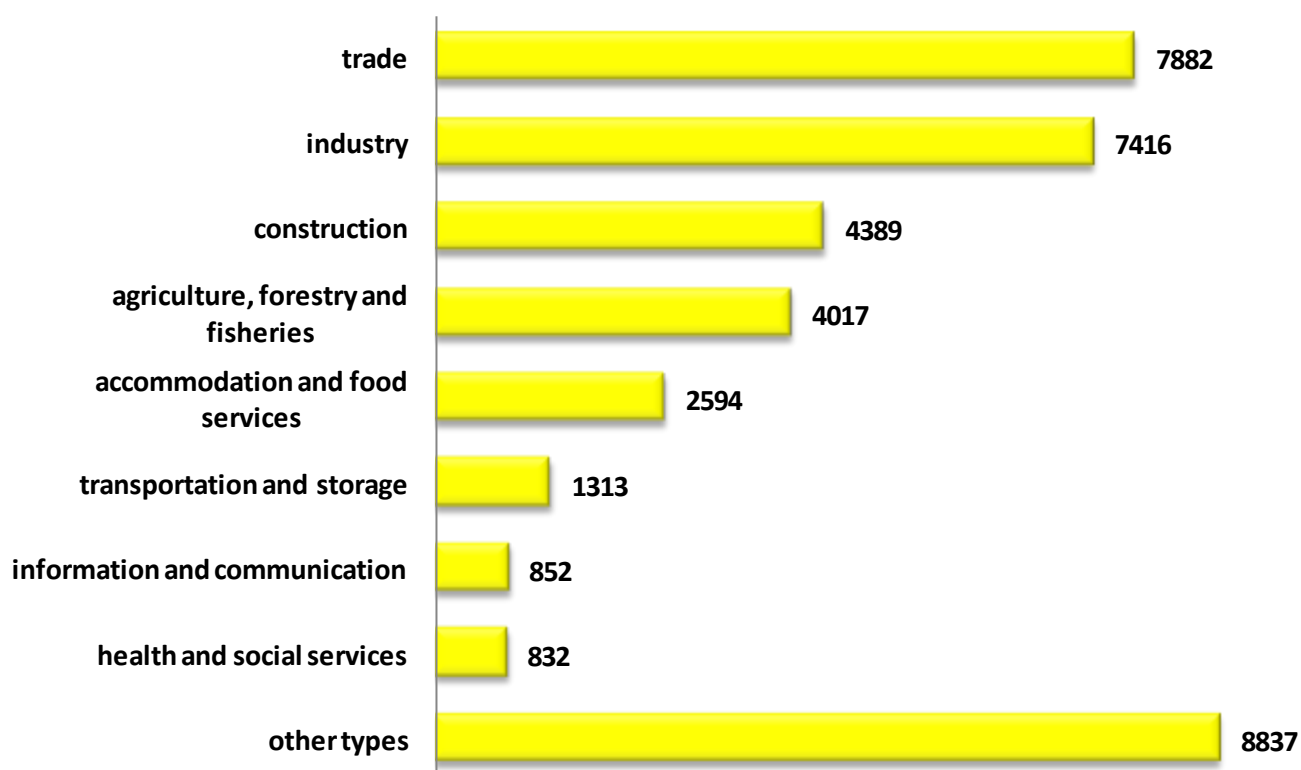
In January-August 2018 in the Republic of Uzbekistan, the number of newly created enterprises and organizations amounted to 38132 units, which is 24,8 % more than the same period last year. The largest part of the total number of newly created enterprises and organizations falls on the Tashkent city (8388 units), Tashkent (3744 units), Ferghana (3114 units) and Samarkand (3126 units). The smallest falls on the Syrdarya (1045 units), Navoi (1473 units) and Khorezm regions (1544 units).

Number of newly created enterprises and organizations in the context of regions, units.



If we consider the number of newly created enterprises and organizations in terms of types of economic activity, the bulk falls on the sphere of trade (7882 units), industry (7416 units), construction (4389 units), agriculture, forestry and fisheries (4017 units). The lowest number is observed in the sphere of health and social services (832 units), information and communication (852 units), as well as in transportation and storage (1313 units).

Number of newly created enterprises and organizations by types of economic activity, units.



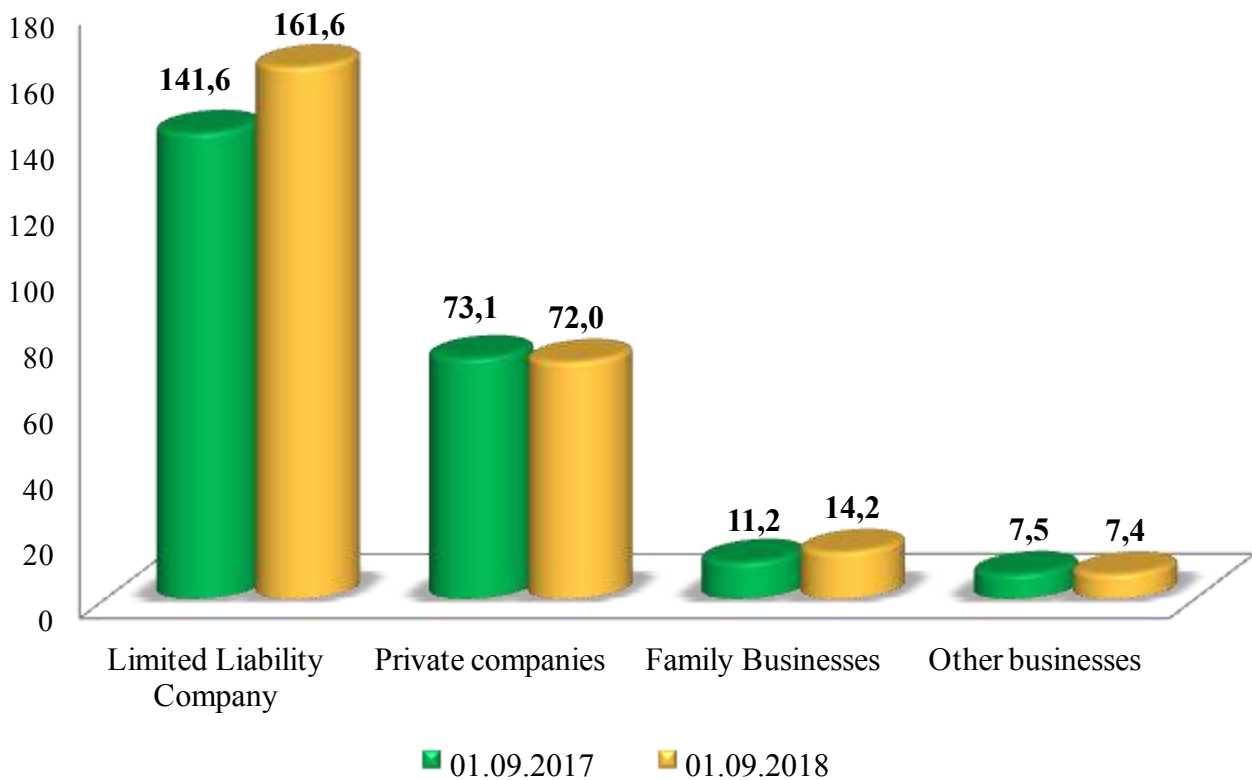
Number of newly created enterprises and organizations by types of economic activity by years, units.

	For January-August 2017	For January-August 2018
Total:	30542	38132
agriculture, forestry and fisheries	4111	4017
industry	7752	7416
construction	2842	4389
trade	5854	7882
transportation and storage	1273	1313
accommodation and food services	2571	2594
information and communication services	739	852
healthcare and other social services	613	832
other types	4787	8837

The number of operating commercial enterprises according to the Classifier of organizational and legal forms (without farmer and dekhkan farms)

The number of operating commercial enterprises and organizations as of September 1, 2018 amounted to 255,1 thousand units, of which 72,0 thousand units. - private enterprises, 14,2 thousand units - family enterprises, 161,6 thousand units of limited liability company and 7,4 thousand units - other enterprises.

Distribution of operating legal entities according to the Classifier of organizational and legal forms, thousand units.



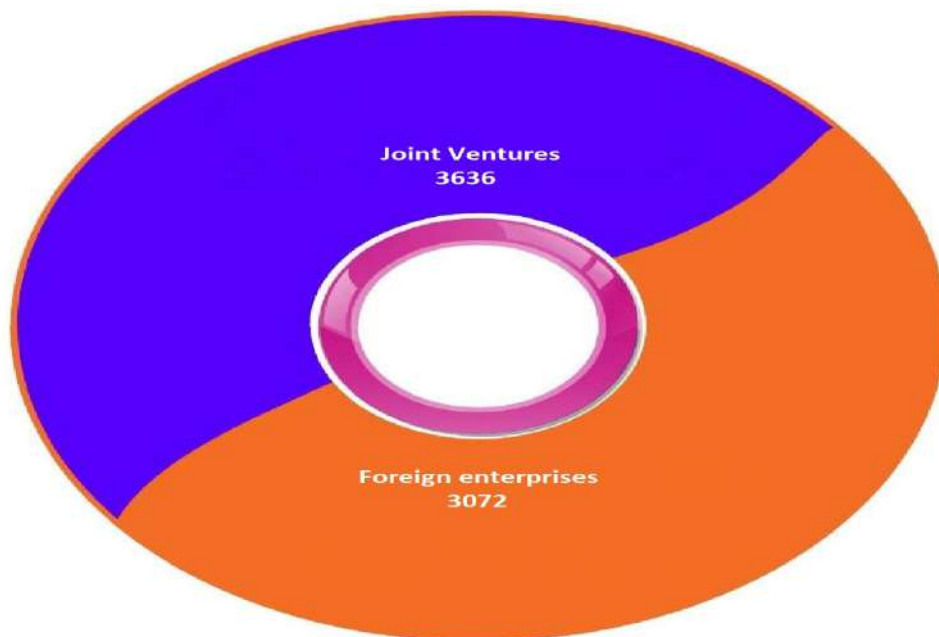
Enterprises with participation of foreign capital

As of September 1, 2018, the number of operating enterprises with the participation of foreign capital in the republic was 6708 units. In comparison with the previous year, the growth in the number of operating enterprises reached 26,4 %, or 1402 units. Of these, joint ventures amount to 3636 units, foreign - 3072 units.

Dynamics of growth of enterprises with participation of foreign capital, units.

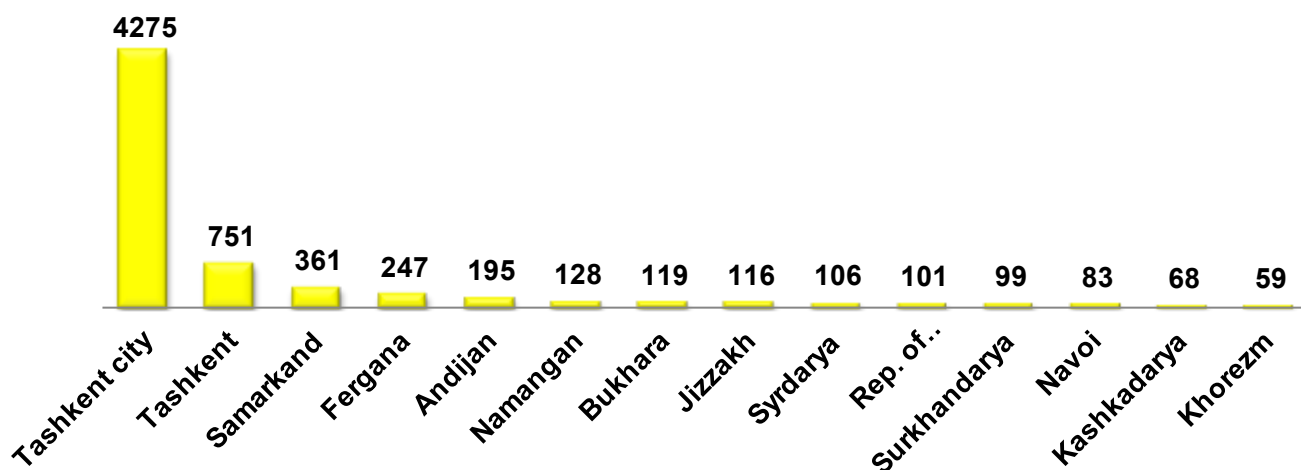


Number of joint ventures and foreign enterprises in the structure of operating enterprises with participation of foreign capital, units.



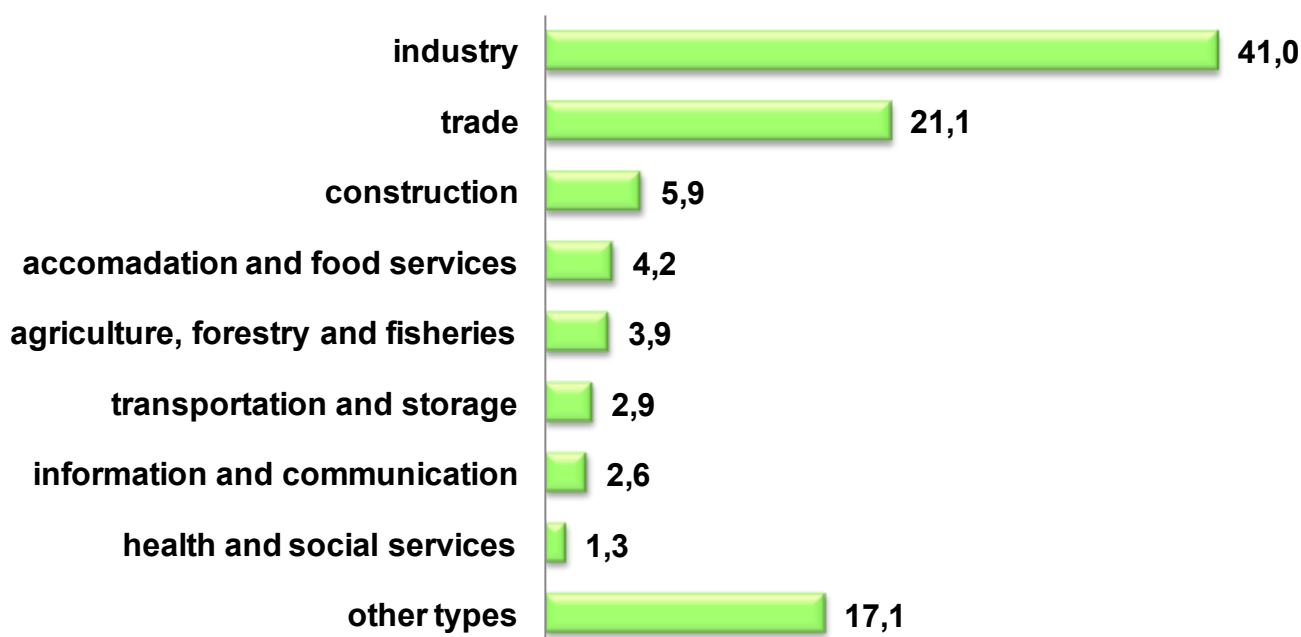
The bulk of enterprises with foreign capital participation account for the Tashkent city 4275 units. (63,7 %), Tashkent 751 units. (11,2 %) and the Samarkand 361 units. (5,4 %) of the region. The smallest part falls on Khorezm 59 units. (0,9 %), Kashkadarya 68 units (1,0 %), Navoi 83 units (1,2 %) and the Republic of Karakalpakstan 99 units. (1,5 %). This indicates the need to strengthen joint work with foreign partners, develop and attract foreign investment in these regions.

Number of operating enterprises with participation of foreign capital in the



If we consider the number of operating enterprises with the participation of foreign capital by types of economic activity as of September 1, 2018, then the largest number falls on industry - 2749 units. (41,0 %), trade - 1418 units. (21,1 %) and other types - 1147 units. (17,1 %), the lowest - for health and social services - 89 units. (1,3 %), information and communication - 176 units. (2,6 %), transportation and storage - 196 units. (2,9 %), agriculture, forestry and fisheries - 258 units. (3,8 %), accomodation and food services - 282 units. (4,2 %) and construction - 393 units. (5,9 %). From this it can be seen that the bulk of operating enterprises with the participation of foreign capital are in industry and trade, the smallest part is in health care and the provision of social services, as well as information and communication.

Share of operating enterprises with participation of foreign capital by types of economic activity, %



According to the results of January-August 2018, 1396 units were re-created in the republic. enterprises with participation of foreign capital. In comparison with the previous year, the growth in the number of operating enterprises increased by 912 units.

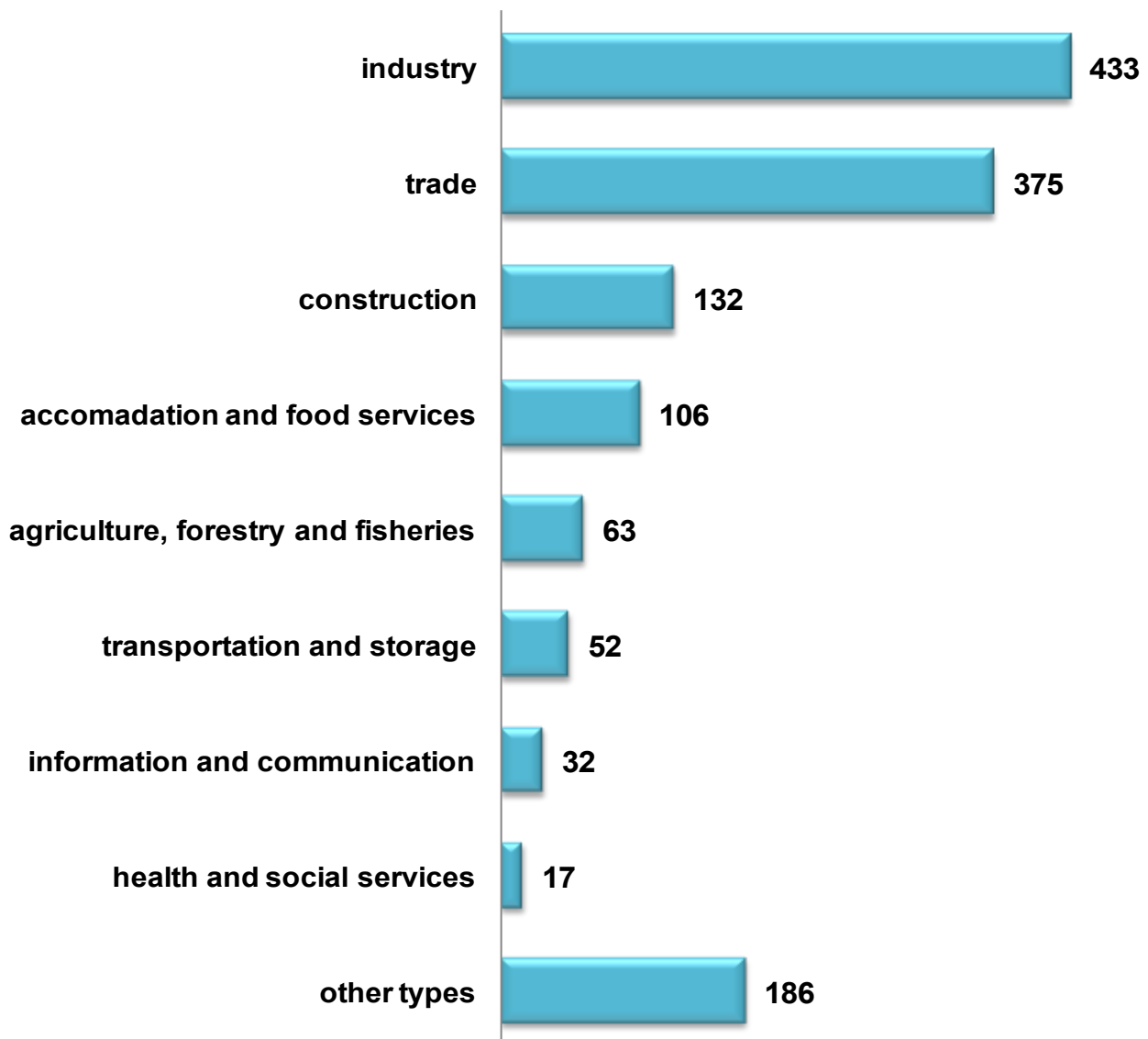
At the same time, with participation of the capital of residents of the Russian Federation, 262 enterprises, the Republic of Turkey - 228, China-203, the Republic of Kazakhstan -151 and the Republic of Korea-113. Residents of the Islamic Republic of Afghanistan, the Republic of India, the Federal Republic of Germany, Ukraine, the Republic of Azerbaijan, etc. also showed interest in joint activities in 2018.

Number of newly created enterprises with foreign capital participation in the context of countries (for January-July), units.



If we consider newly created enterprises with foreign capital in terms of economic activities, then the bulk falls to industry - 433 units, trade - 375 units, construction - 132 units, agriculture, forestry and fisheries - 106 units. and other activities - 186 units.

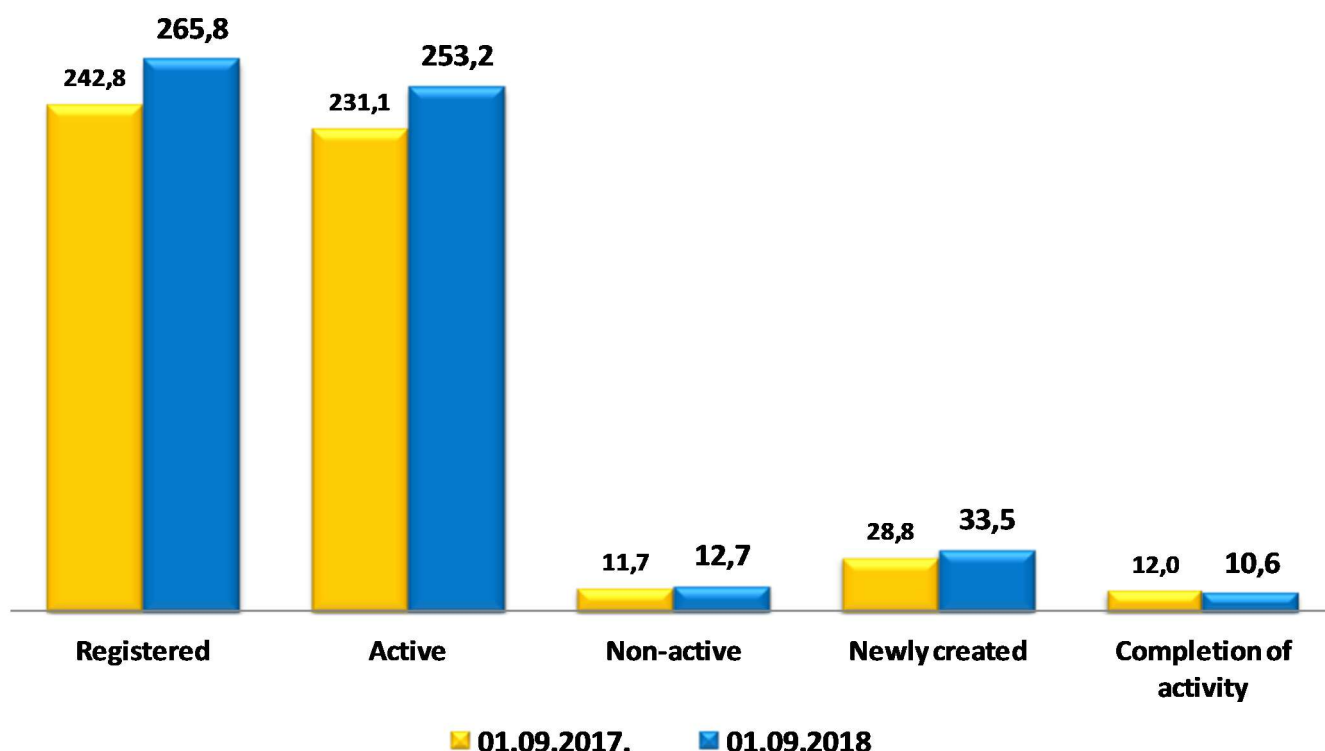
The number of newly created enterprises with the participation of foreign capital by types of economic activity, unit.



Number of small businesses and microfirms

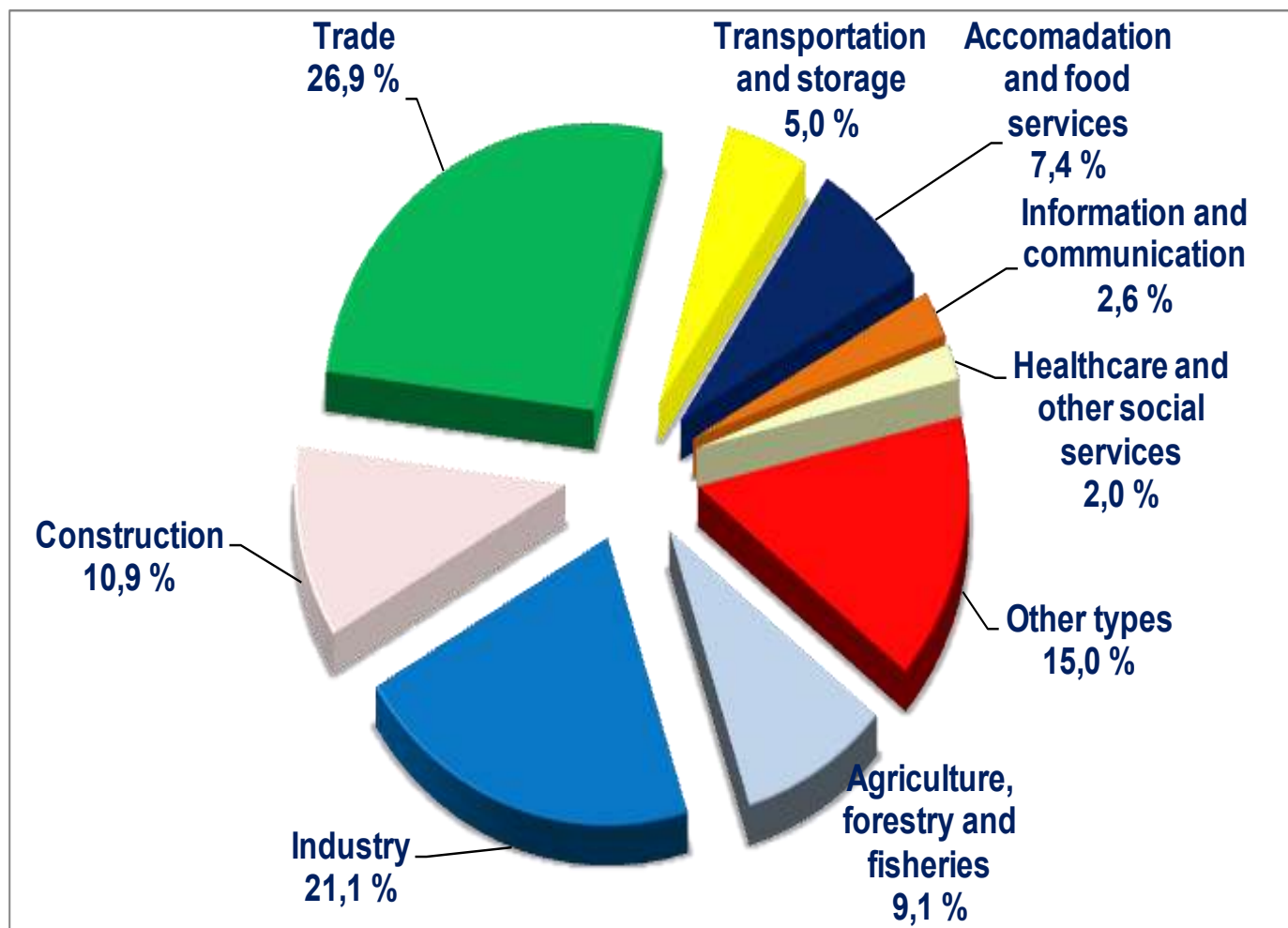
As of September 1, 2018, the number of operating small enterprises and microfirms in the country was 253,2 thousand units. This indicator is 9,5 % more than in the same period last year. The bulk of operating small enterprises and microfirms account for the Tashkent city - 57,2 thousand units. (22,6 %), Tashkent - 24,5 thousand units. (9,7 %), Ferghana - 22,3 thousand units. (8,8 %) and Andijan - 22,1 thousand units. (8,7 %) of the region.

Dynamics of the number of small enterprises and microfirms, thousand unit.



Of the total number of operating small businesses and microfirms by type of economic activity account for trade - 68,2 thousand units. (26,9 %), industry - 53,5 thousand units. (21,1 %), construction - 27,5 thousand units. (10,9 %), agriculture, forestry and fisheries - 23,0 thousand units (9,1 %), accommodation and food services - 18,8 thousand units. (7,4 %), transportation and storage services - 12,6 thousand units. (5,0 %), information and communication - 6,5 thousand units. (2,6 %), healthcare and the provision of social services - 5,0 thousand units. (2,0 %), as well as for other types - 38,1 thousand units. (15,0 %). From this it can be seen that the bulk of operating small enterprises and microfirms account for industry and trade. The smallest share of economic activities falls on health, the provision of social services, as well as information and communication.

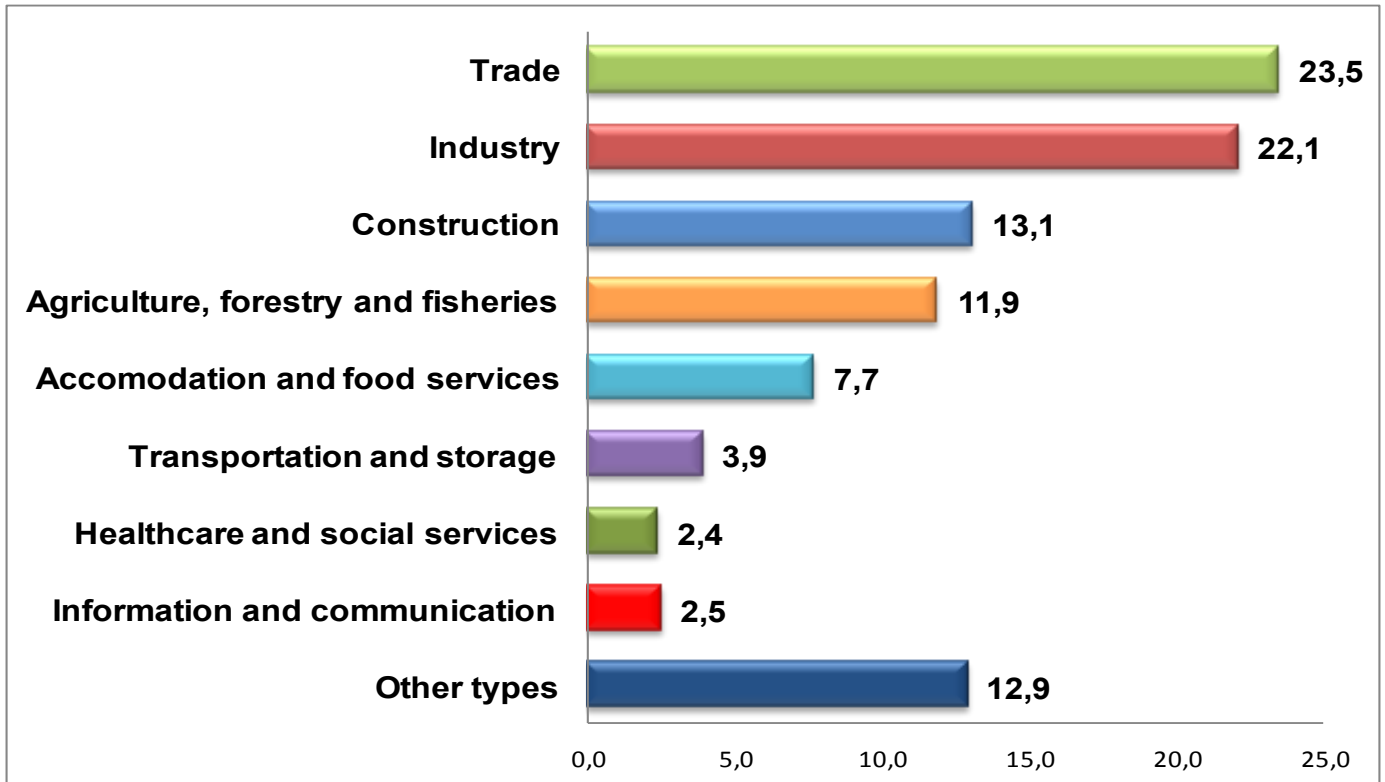
Share of operating small enterprises and micro-firms by types of economic activity,%



In January-August 2018, the number of newly created small businesses and microfirms amounted to more than 33,5 thousand units, which is 16,3 % more than in the same period last year. A significant part of the total number of newly created small businesses is in the Tashkent city (7918 units), Tashkent (3443 units), Samarkand (2794 units) and Ferghana (2624 units). The smallest part the Syrdarya (925 units), Khorezm (1296 units) and Navoi region (1262 units).

If we consider the number of economic activities, then the largest part is in trade - 7877 units, industry - 7408 units, agriculture, forestry and fisheries - 3995 units, construction - 4384 units. The smallest number is health care and the provision of social services - 817 units, information and communication - 847 units, as well as transportation and storage - 1309 units.

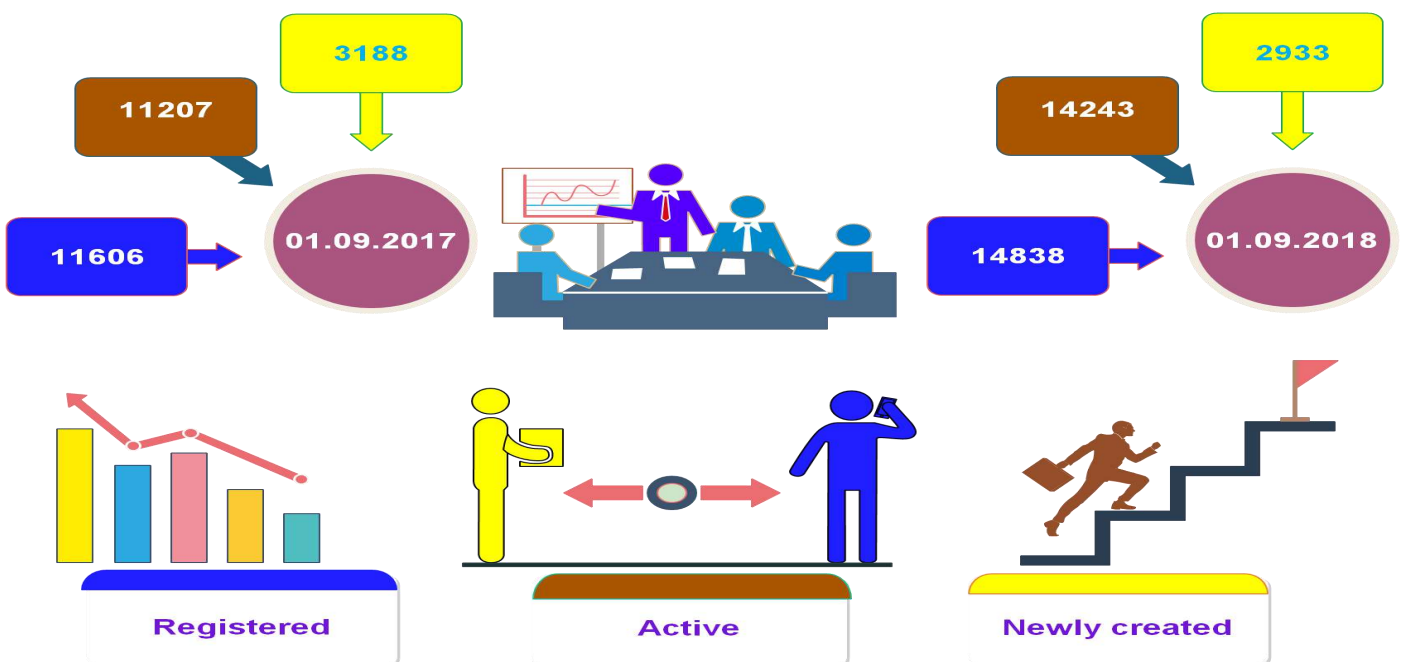
The share of newly created small enterprises and microfirms in terms of types of economic activity, %



Number of family enterprises

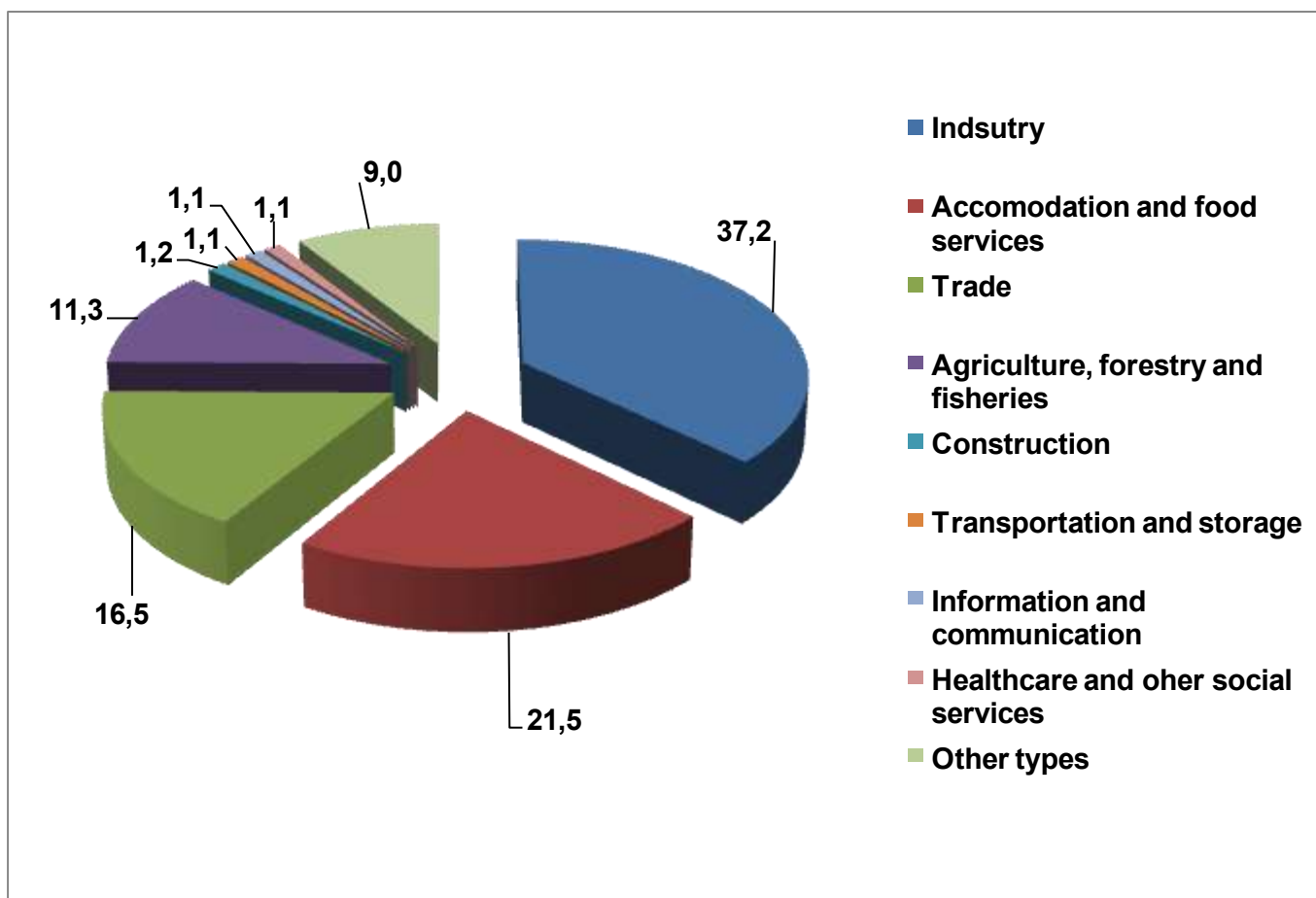
As of September 1, 2018, the number of registered family enterprises that passed state registration as a legal entity amounted to 14838 units, of which 14243 units, or 96.0%, were operating. In comparison with the previous year, the growth in the number of registered and operating family enterprises averaged **27.0%**.

Dynamics of growth of family enterprises, unit.



If we consider the number of operating family enterprises in terms of types of economic activity, the main share is in industry - 37,2 %, or 5300 units, services for accommodation and food - 21,5 %, or 3058 units, trade - 16,5 %, or 2350 units, agriculture, forestry and fisheries - 11,3 %, or 1610 units, construction - 1,2 %, or 177 units, information and communication - 1,1%, or 155 units, transportation and storage - 1,1 %, or 157 units, health and social services - 1,1 %, or 153 units. and other species - 9,0 %, or 1283 units.

Share of operating family enterprises by type of economic activity,%



Management of maintenance and system maintenance of statistical registers

Tel: 230-80-90, 230-80-92