



State Committee of the Republic of Uzbekistan on Statistics

CONSTRUCTION WORKS for January-November 2018

FIGURES:

The volume of construction works -39315.8 billion soums

The share of large contracting organizations -
29.4 %

The share of small enterprises and microfirms -
41.5 %

The share of the informal sector -**29.1 %**



Construction activity in Uzbekistan is one of the most significant areas of the economy and one of the attractive areas of investment.


The volume of construction work performed in January-November of this year amounted to 39315.8 billion soums. Growth rates over the corresponding period of last year reached 106.6%.

The volume of construction work performed by large contracting organizations amounted to 11548.8 billion soums, or 103.3 % of the corresponding period last year, the share in the total volume of construction works reached 29.4 %.



Major contractors

- volume - 11548,8 billion soums
- growth rate - 103,3 %



Small businesses and microfirms

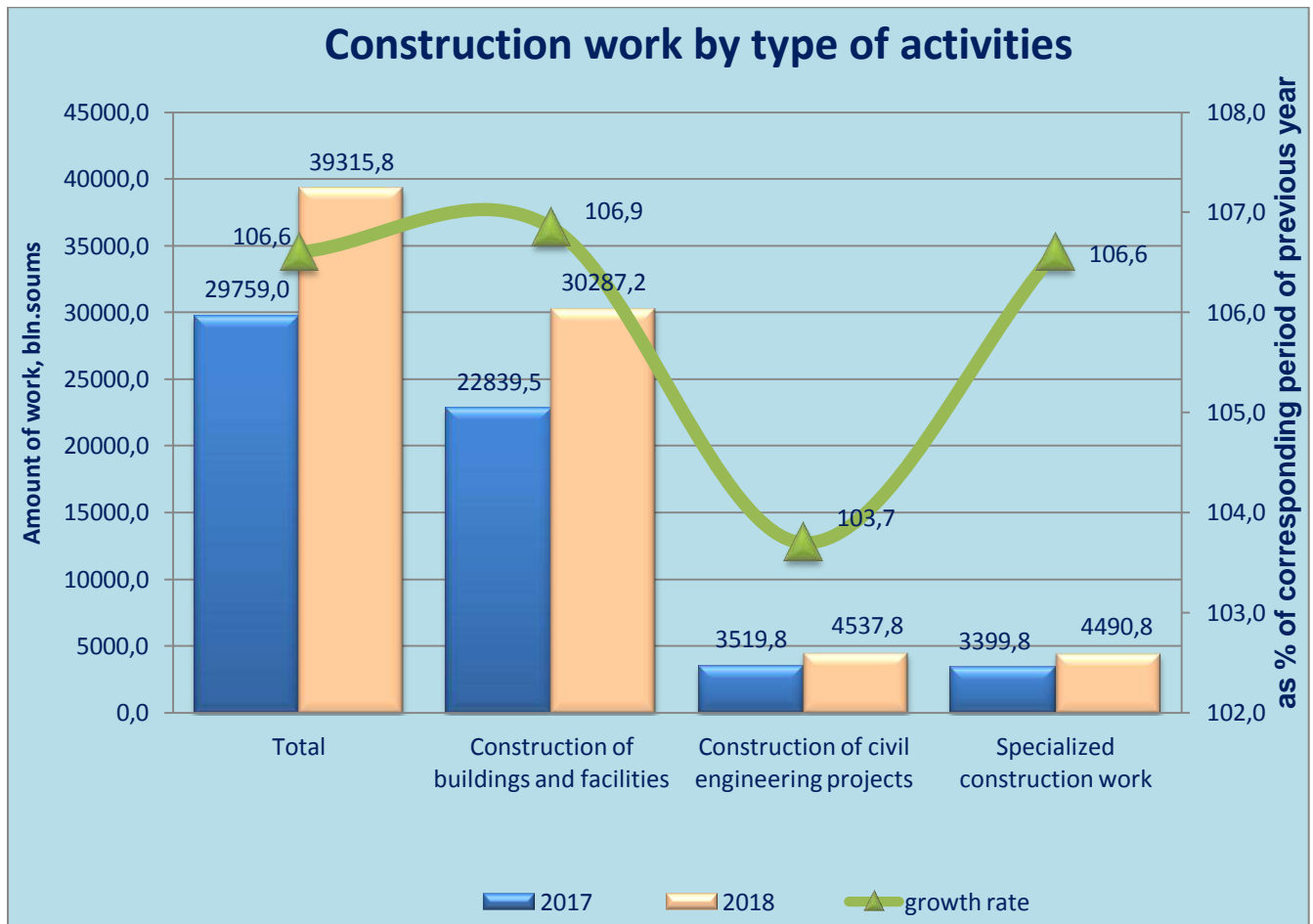
- volume - 16315,5 billion soums
- growth rate - 115,6 %



Informal sector

- volume - 11451,5 billion soums
- growth rate - 98,4 %

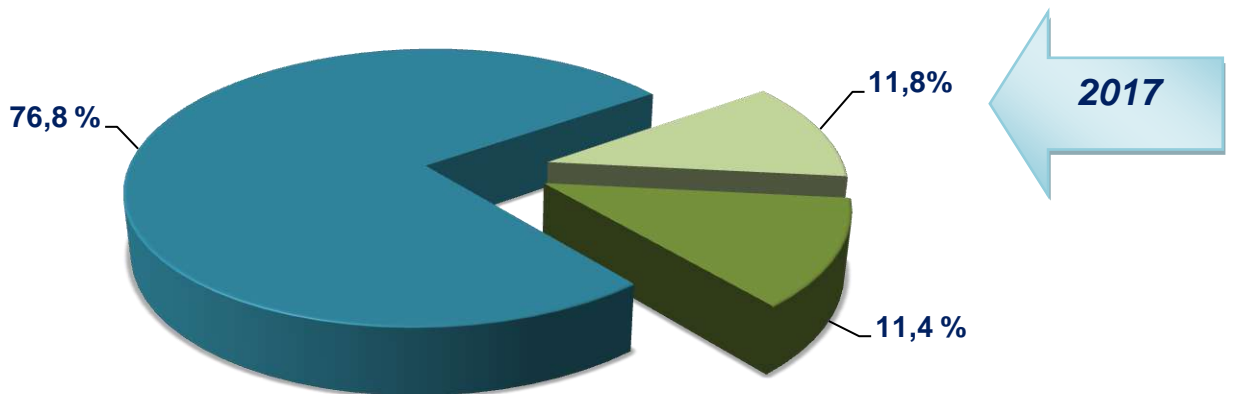
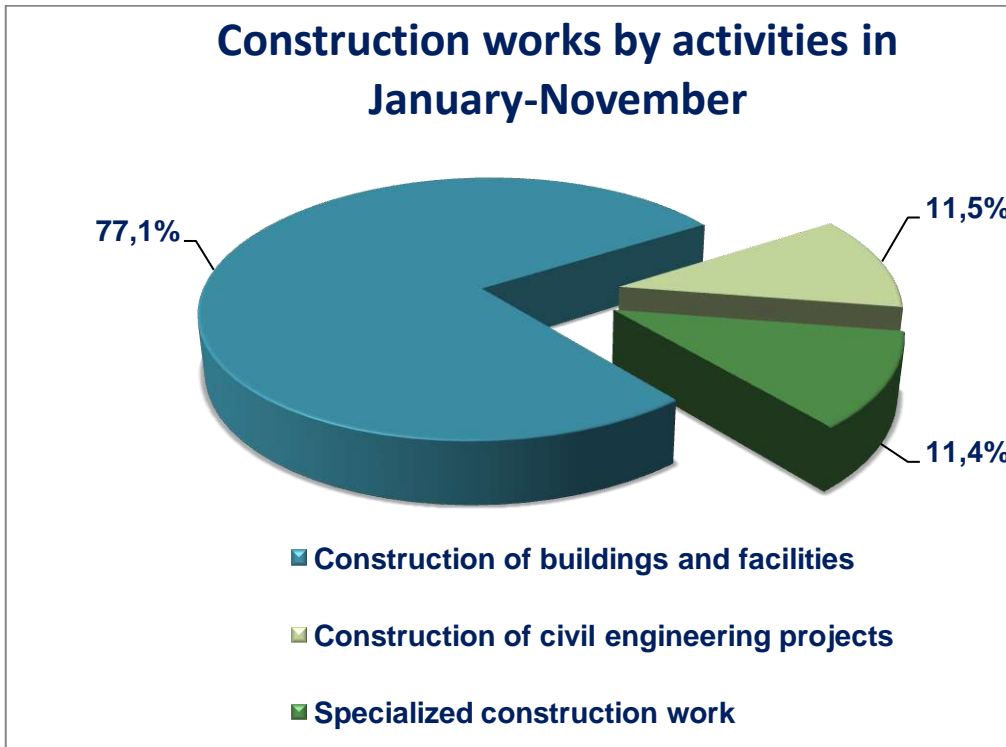
The volume of construction work carried out by small enterprises and microfirms amounted to 16315.5 billion soums, or 41.5 % of the total volume of construction works, the growth rate was 115.6 %. The share of the informal sector was 29.1 %, or 11451.5 billion soums, the growth rate - 98.4 %.



The main part of the construction work on the types of economic activity was carried out due to the construction of residential buildings and non-residential premises. Their share in the total volume of construction work amounted to 77.1 % and, compared to the same period last year, increased by 0.3 percentage points.

The share in the volume of construction work in this type of economic activity, such as civil engineering, amounted to 11.5 % and, compared to the same period last year, decreased by 0.3 %.

The share of specialized construction work was 11.4 % and, compared to the same period last year, remained unchanged.



Share in the volume of construction work in this type of economic activity, such as the construction of buildings and structures,

large contractors, amounted to 26.6 % and, compared to the same period last year, increased by 0.6 % points.

Accordingly, the share of small enterprises and microfirms was 36.2 % (an increase of 2.2 % points), the share of the informal sector - 37.2 % (a decrease of 2.8 % points).

Construction work by activity in January-November 2018

Construction of buildings and structures

- Major contracting organizations - 26.6 %
- Small businesses and microfirms - 36.2 %
- Informal sector - 37.2 %

Civil construction

- Major contracting organizations- 51.2 %
- Small businesses and microfirms - 44.5 %
- Informal sector- 4.3 %

Specialized construction work

- Major contracting organizations- 25.9 %
- Small businesses and microfirms - 74.1 %

Major contractors made 51.2 % of the total construction work. Compared with the same period last year, this figure increased by 2.2 % points. The share of small enterprises and microfirms was 44.5 % (a decrease by 2.1 % points), the informal sector - 4.3 %.

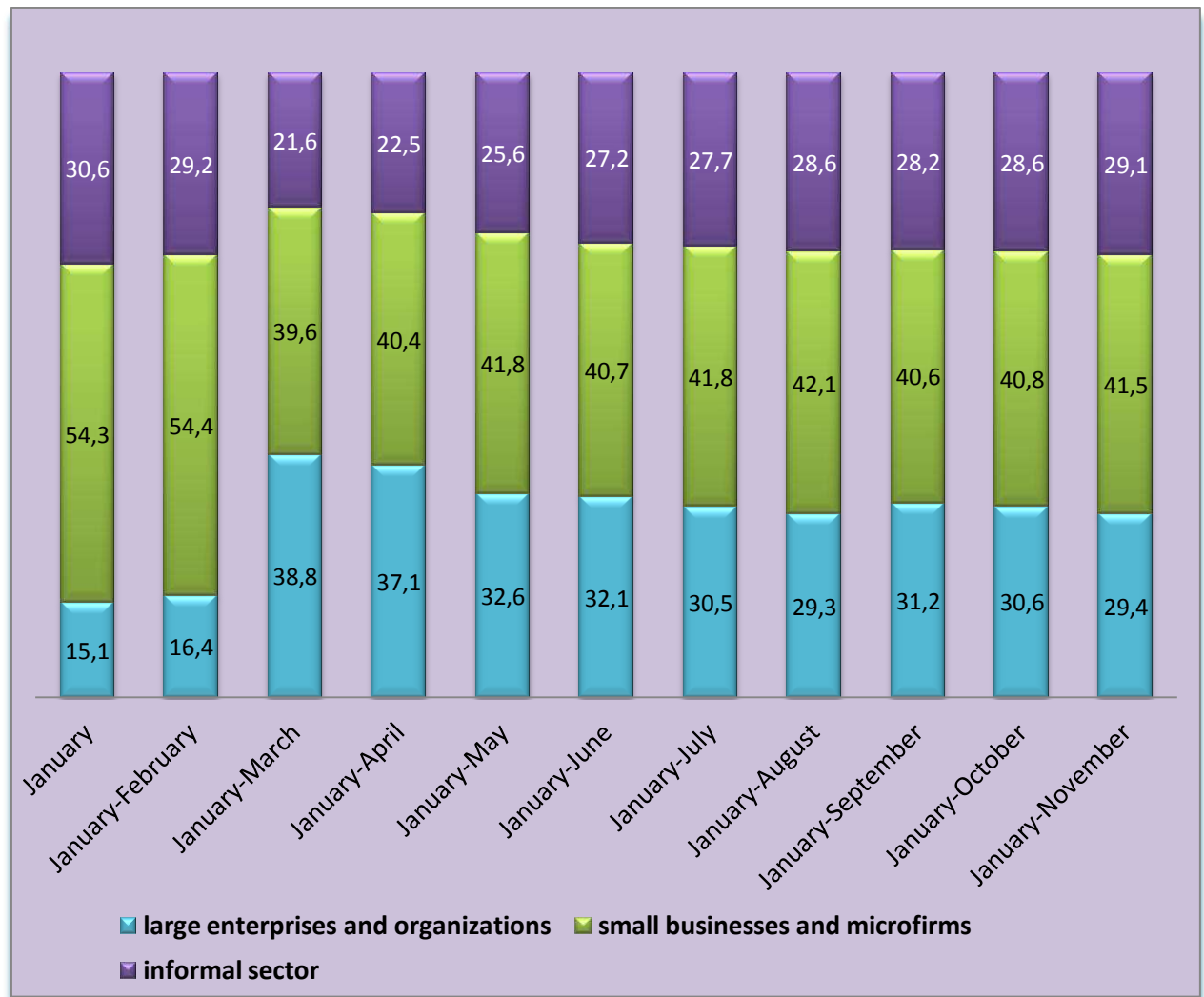
In the volume of specialized construction work, the share of large contracting organizations decreased by 6.0 % points and amounted to 25.9%. The share of small enterprises and micro firms accounted for 74.1% (an increase of 6.0 % points).

Construction work by economic activity in January-November 2018 by region

billion soums

	Construction work, services - total	including by type of economic activity:		
		construction of buildings and structures	civil engineering	specialized construction work
Republic of Uzbekistan	39315,8	30287,2	4537,8	4490,8
Republic of Karakalpakstan	1580,3	1067,0	195,0	318,3
regions:				
Andijan	2299,5	1865,1	107,7	326,7
Bukhara	2778,5	1959,9	364,8	453,8
Jizzakh	1145,7	899,9	174,8	71,0
Kashkadarya	3023,4	2407,1	213,6	402,7
Navoi	1666,3	1442,4	121,6	102,3
Namangan	1623,2	1165,0	230,9	227,3
Samarkand	2487,2	2063,1	273,2	150,9
Surkhandarya	2142,1	1471,7	557,9	112,5
Syrdarya	579,9	415,1	102,1	62,7
Tashkent	1965,5	1470,3	256,1	239,1
Fergana	2508,4	1993,4	161,9	353,1
Khorezm	1497,5	1197,4	176,8	123,3
Tashkent city	7917,8	4769,3	1601,4	1547,1

Construction work by type of enterprise, %

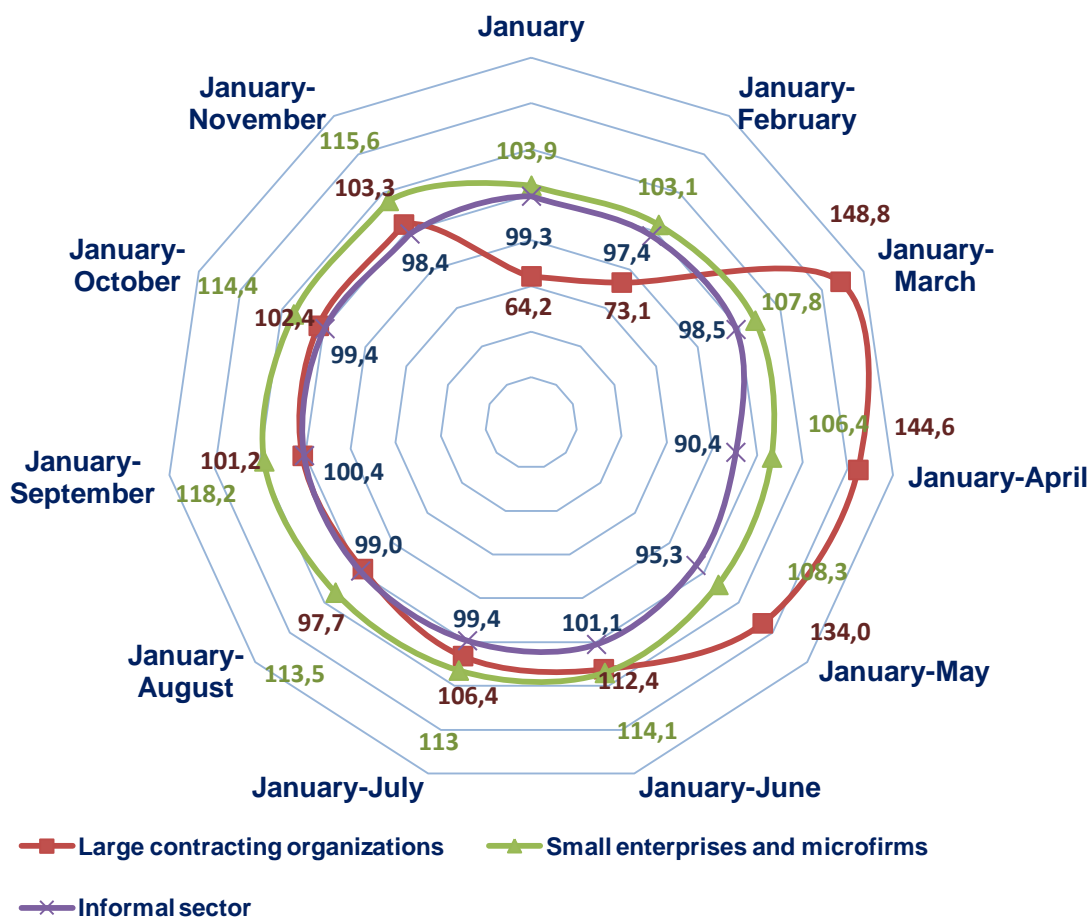


In the current period, most of the volume of construction work was carried out by small enterprises and microfirms. From their side, the volume of completed construction works amounted to 16315.5 billion soums (41.5% of the total volume of construction works), which is 15.6 % more than the corresponding period last year.

The volume of construction work performed by large construction organizations amounted to 11548.8 billion soums, the share in the total volume of construction work reached 29.4 %, or 103.3 % over the corresponding period of the previous year.

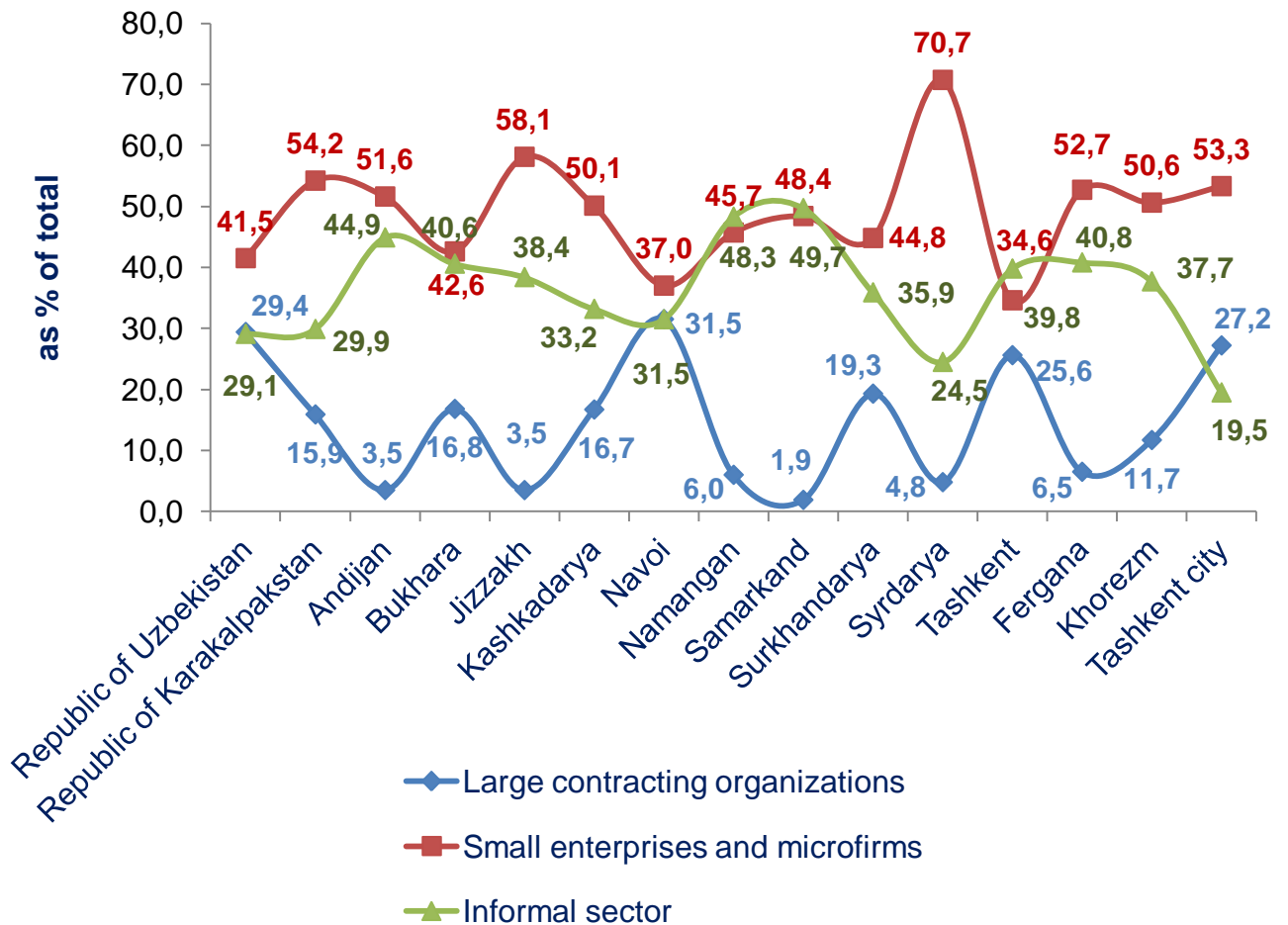
The share of the informal sector in the volume of construction work was 29.1 %, or 11451.5 billion soums, the growth rate, compared with the corresponding period last year, reached 98.4 %.

The growth rate of construction work by type of enterprise



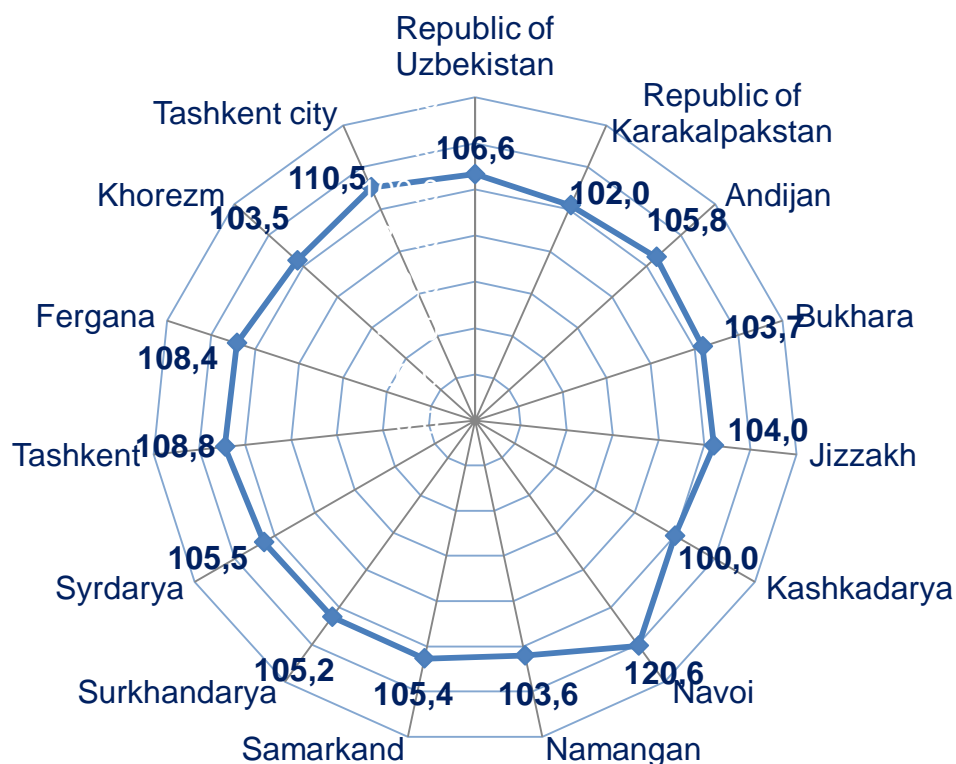
Navoi region leads in the regional structure of construction work carried out by large contractors. Major contractors in the region carried out 31.5 % of the total construction work and, compared to the same period last year, increased 2.0 times, respectively in the Tashkent city this figure was 27.2 % and 105.5 % to the corresponding period last year.

Construction work in the context of regions, % of the total



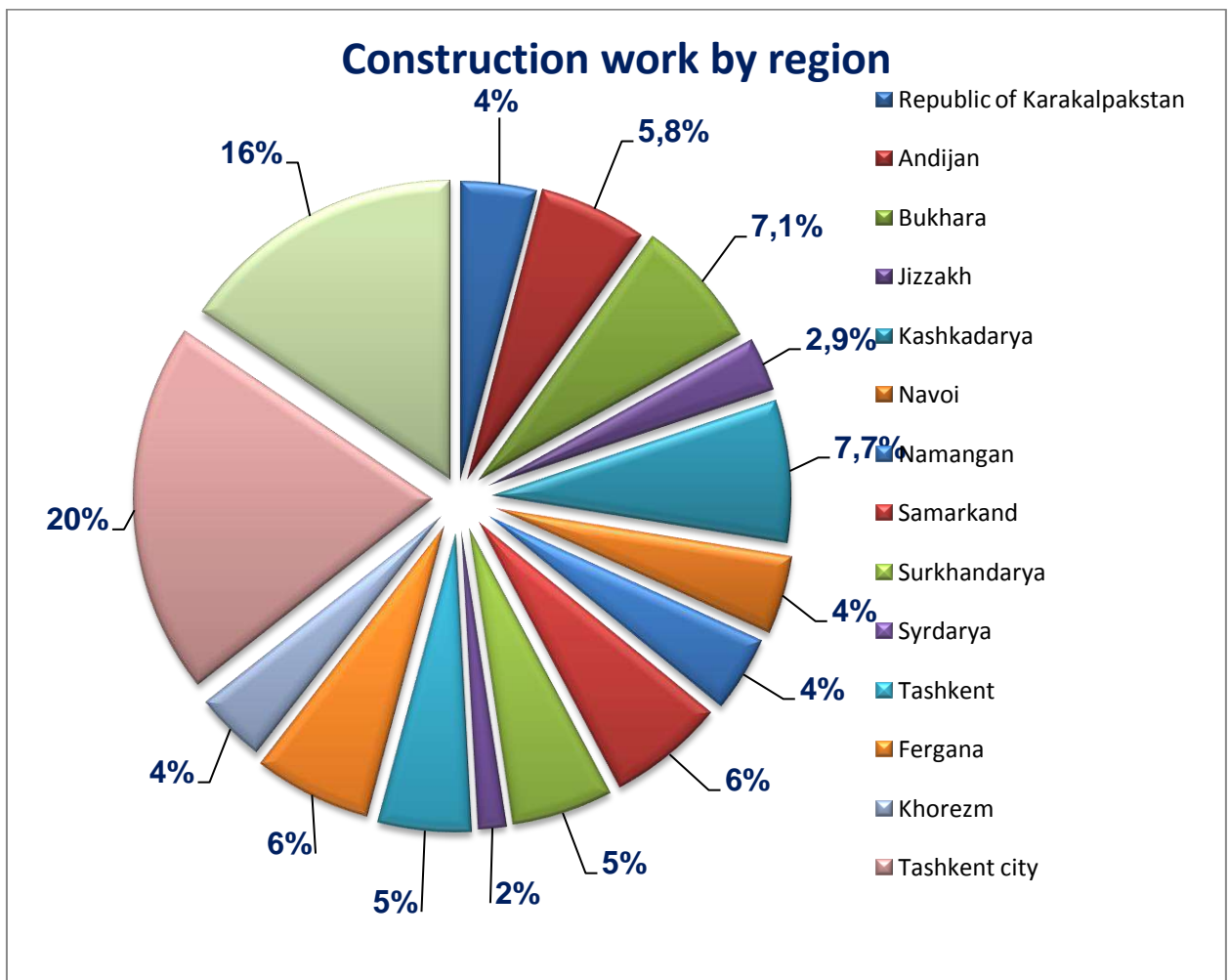
The lowest share in the volume of construction work performed by large contracting organizations was recorded in the Samarkand region - 1.9%. The bulk of construction work in this region accounted for the informal sector - 49.7 % of the total construction work.

Growth rates of construction work by regions (as % of corresponding period of previous year)



The highest growth rates of construction work were observed in the Navoi region. Here a high growth rate was achieved - 120.6 %, performed by:

- construction of a mine for the extraction and processing of gold-bearing ores from the deposits of the Auminzo-Amantoysoykoje ore field (TML-5) (stages I-II);
- Reconstruction of the third line of the Amudaryo-Zarafshon pumping station.
- improvement of the technology for extracting gold from refractory ores from the Kokpatas and Daugyztau deposits



The high growth rates in the Tashkent region - 108.8% were made due to:

- new construction and overhaul of roads;
- construction of a military camp and a hydropower plant in the Bostanlyk district of the Tashkent region.

In the Tashkent city, high growth rates (110.5 %) were achieved due to:

- construction of the Yunusabad and Sergeli metro lines;
- construction of an overhead metro line;

- reconstruction of the National Park under the park of the Writers' Union of the Republic of Uzbekistan.



**State Committee of the Republic of Uzbekistan on
Statistics
Department of investment and construction statistics**

Responsible:
Contact number:

**J.Saipov
(0371) 230-80-56**