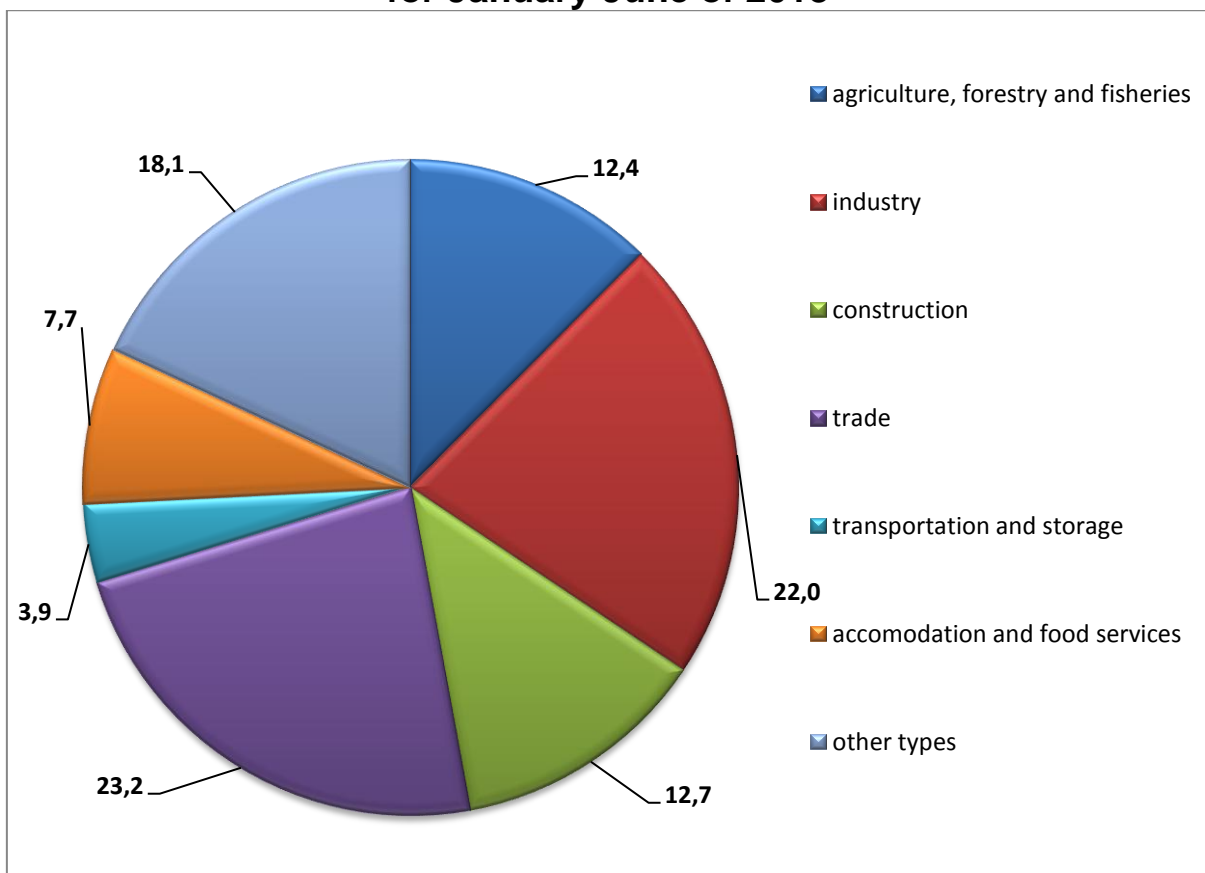


Small business in the Republic of Uzbekistan

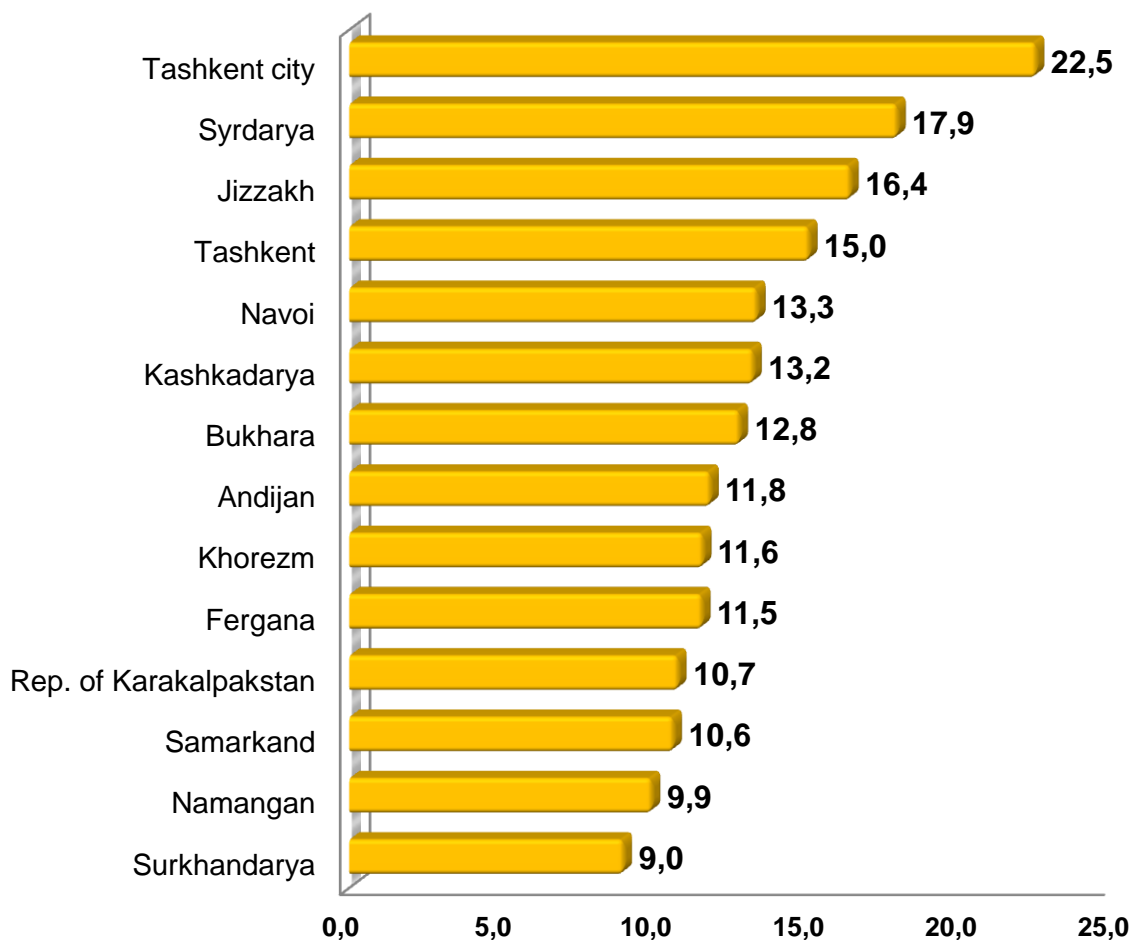
In January-June of 2018, 25.9 thousand new small enterprises and micro-firms (without dehqan farms and farms) were newly created, which is 8.6% more than in the same period in 2017.

The largest number of small enterprises and microfirms was created in the sphere of trade (23.2%), industries (22.0%), construction (12.7%), agriculture, forestry and fisheries (12.4%), services on accommodation and meals (7.7%), transportation and storage (3.9%).

**Share of newly created small enterprises
and microfirms by type of economic activity
for January-June of 2018**

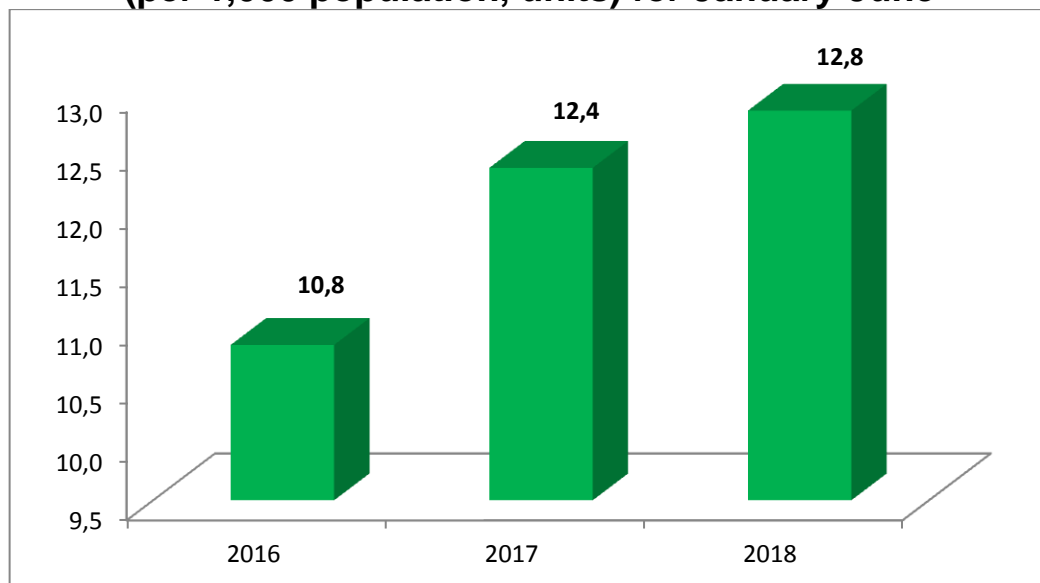


**Number of small business enterprises
(per 1000 population, units) by region
for January-June 2018, (%)**



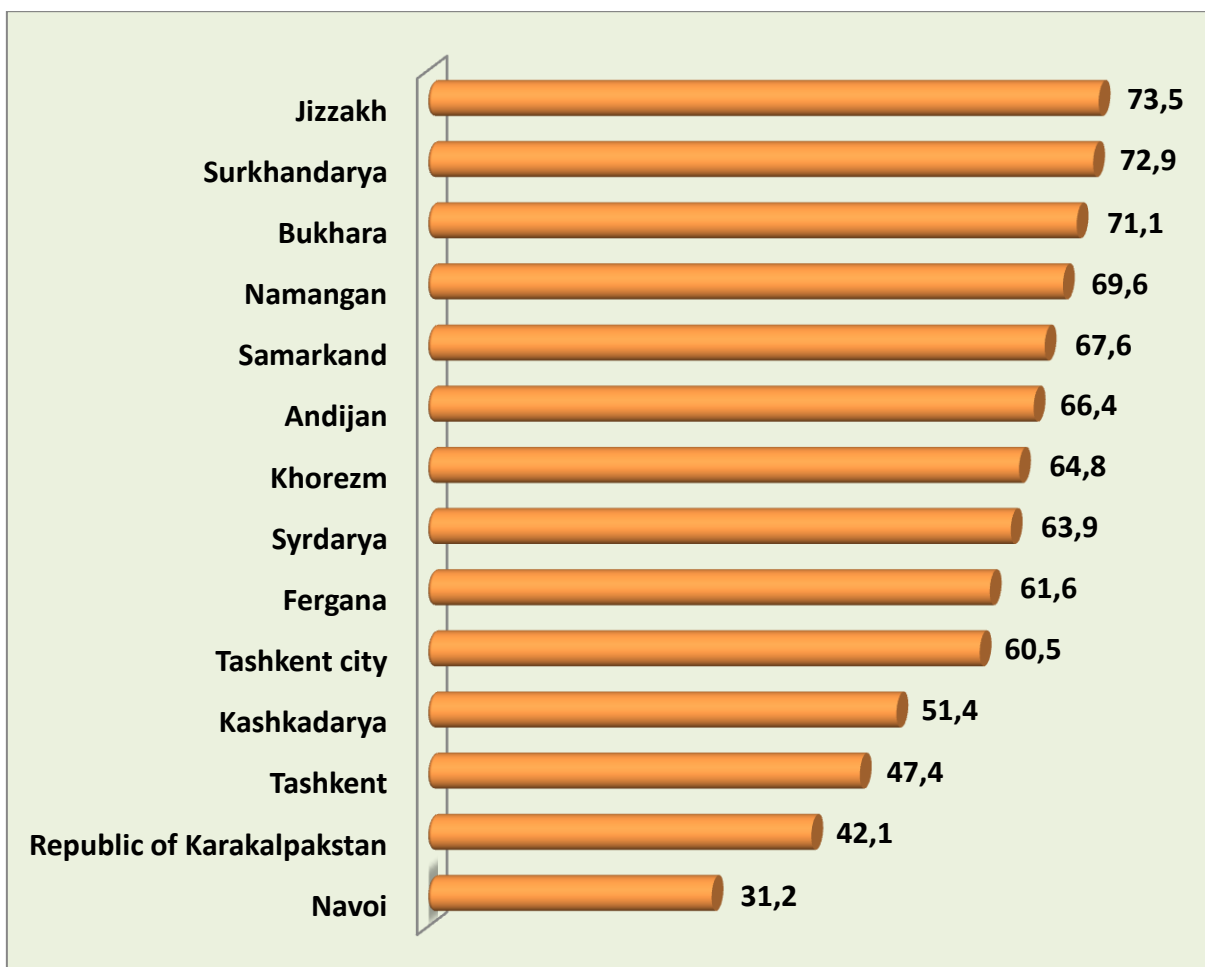
In 2018, in the regional context, the largest indicator of the number of small businesses (per 1000 population, units) was in the city of Tashkent - 22.5 units, in the Syrdarya region 17.9 units, in the Jizzakh region 16.4 units. In the Tashkent region this indicator was 15.0 units, in the Navoi region 13.3 units. and in Kashkadarya region 13.2 units. In the Bukhara, Andijan, Khorezm, Fergana, in the Republic of Karakalpakstan and in the Samarkand Regions, this indicator was noted at an average level, in the range of 10-13 units. At a low level, this figure in Namangan - 9.9 units. and Surkhandarya region - 9.0 units. (Fig. 2).

Number of small business enterprises (per 1,000 population, units) for January-June



In January-June, 2016, the number of small businesses (per 1000 population, units) about 10.8 units, in 2017, 12.4 units then in 2018 this indicator reached 12.8 units, which is for 2 units higher than in 2016.

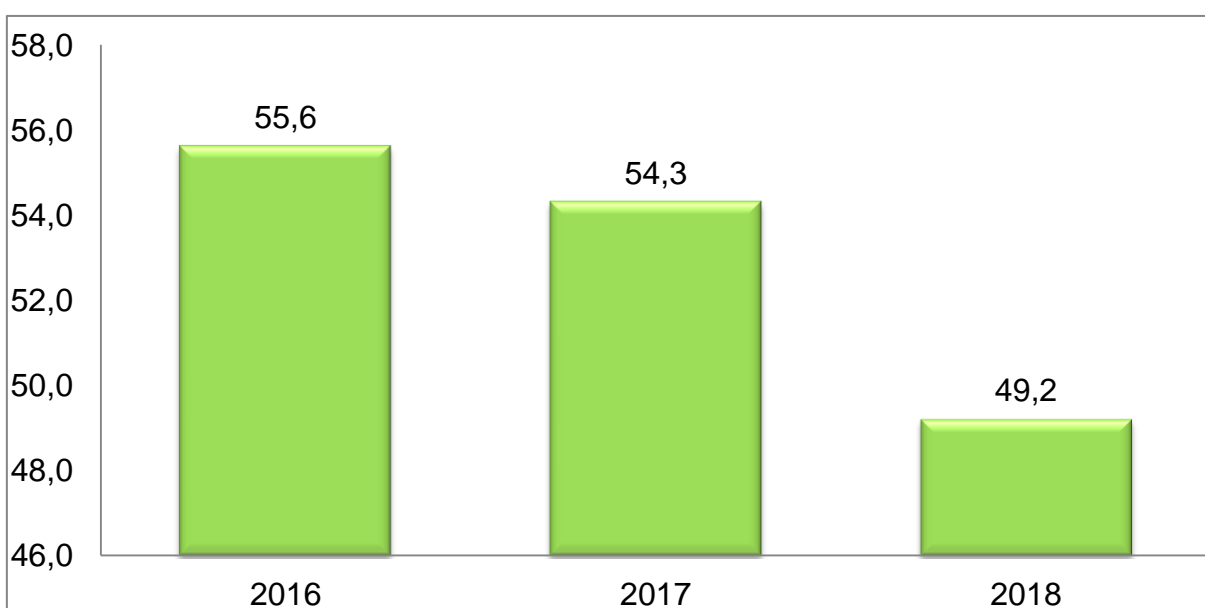
The share of small business in the GDP for January-June 2018, %



Regionally, the largest share of small business in the GDP in the Djizak (73.5%), Surkhandarya (72.9%), Bukhara (71.1%) and Namangan (69.6%) regions. In Navoi region this indicator remains low and is equal to 31.2%.

In January-June, 2018, the share of small business in GDP was 49.2% (54.3% in January-June 2017). The decrease is due to the increase in the share of large enterprises in the GDP structure.

**The dynamics of decline in the share
of small entrepreneurship in GDP
for January-June, %**



**The share of small business in the regions
in the sectors of economy in January-June 2018, (%)**

	<i>Industry</i>	<i>Construction</i>	<i>Services</i>
Republic of Uzbekistan	31,1	67,9	55,2
Republic of Karakalpakstan	13,7	84,2	59,3
<i>regions:</i>			
Andijan	20,9	97,5	72,2
Bukhara	40,5	82,1	74,2

continuation

	Industry	Construction	Services
Djizakh	60,8	98,3	70,0
Kashkadarya	20,2	83,9	71,0
Navoi	12,9	62,1	62,7
Namangan	63,7	94,2	70,9
Samarkand	52,4	98,8	75,0
Surkhandarya	41,3	81,8	72,9
Sirdarya	42,8	95,0	64,2
Tashkent	17,8	78,4	74,5
Fergana	32,1	93,9	74,2
Khorezm	31,9	89,6	69,1
city of Tashkent	68,0	72,7	49,9

Regionally, the largest share of small business in industry - in Tashkent (68.0%) city, Namangan (63.7%) and Djizak (60.8%) regions.

In construction - in Samarkand (98.8%), Djizak (98.3%), Andijan (97.5%) and Syrdarya (95.0%) regions.

In the sphere of services - in Samarkand (75.0%), Tashkent (74.5%), Ferghana and Bukhara (74.2%), Surkhandarya (72.9%), Andijan (72.2%) regions.

By subjects of small business in January-June 2018:

- industrial products were produced for 29234.0 billion soums (31.1% of total industrial production), or 106.6% against the level of January-June 2017;

- investments for 16360.6 billion soums (39.7% of the total volume of the republic's investments), or 123.6% to the level of January-June 2017;

- construction works for 14659.3 billion soums (67.9% of the total volume of construction work), or 108.6% to the level of January-June 2017;

- services amounting to 36755.4 billion soums were made (rendered) (55.2% of the total volume of services), or 97.8% of the level of January-June 2017;

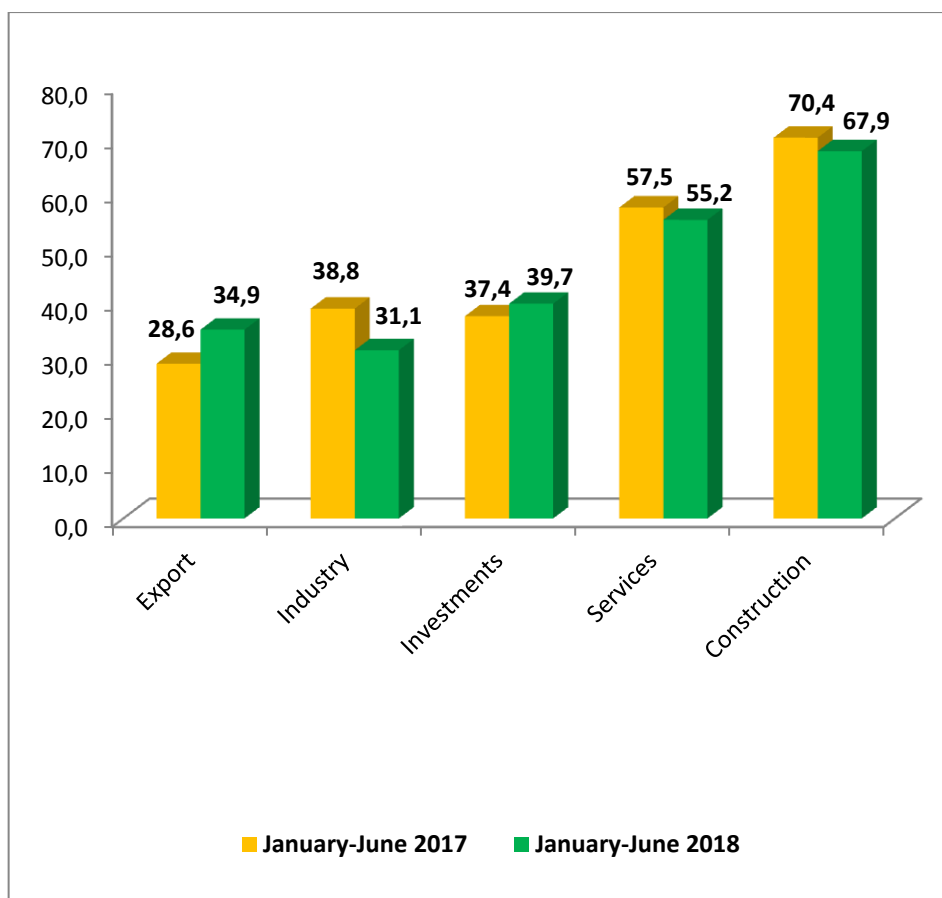
- 88.0% of the total volume of retail trade turnover was formed, amounting to 55253.6 billion soums (an increase of 2.4%);

- exports of goods (goods and services) to 2,723.3 million \$ (34.9% of total exports), which is to 1,022.8 million \$, or 60.1% more than in 2017;

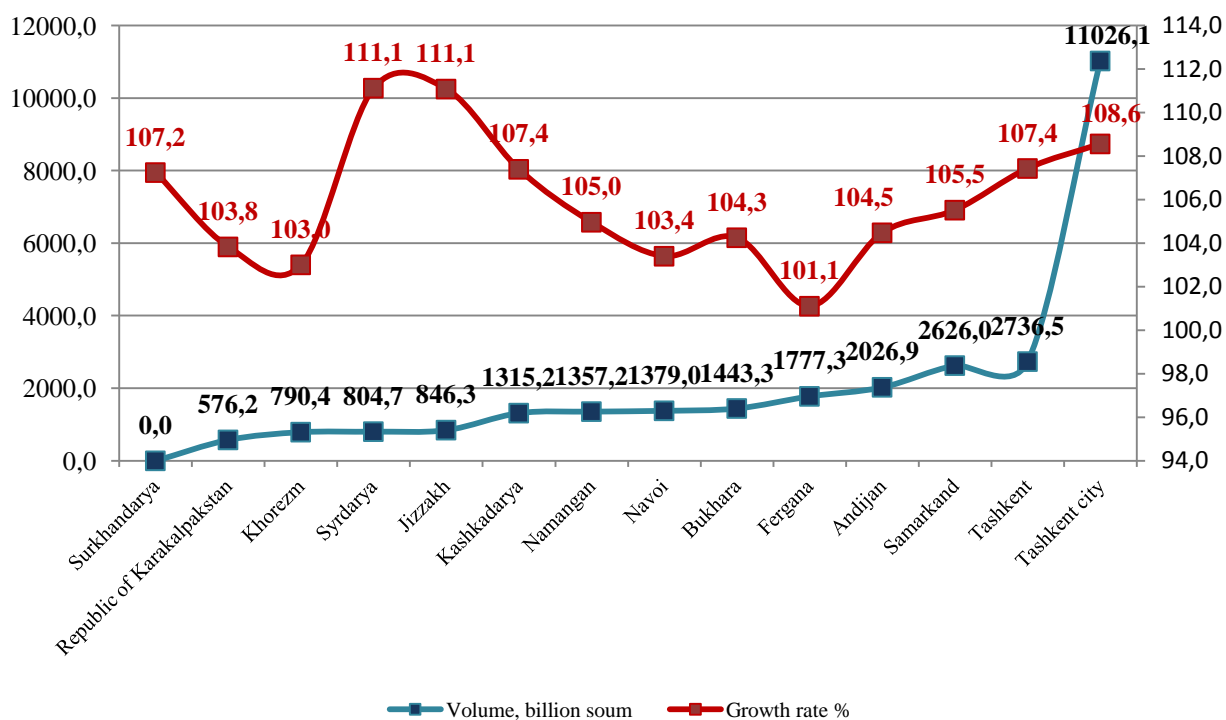
- the freight turnover of motor transport has been increased by 4.3% (79.7% of the total freight turnover);

- growth in passenger turnover has been increased by 2.6% (95.1% of the total volume of passenger turnover);

Share of small business (% of total volume)



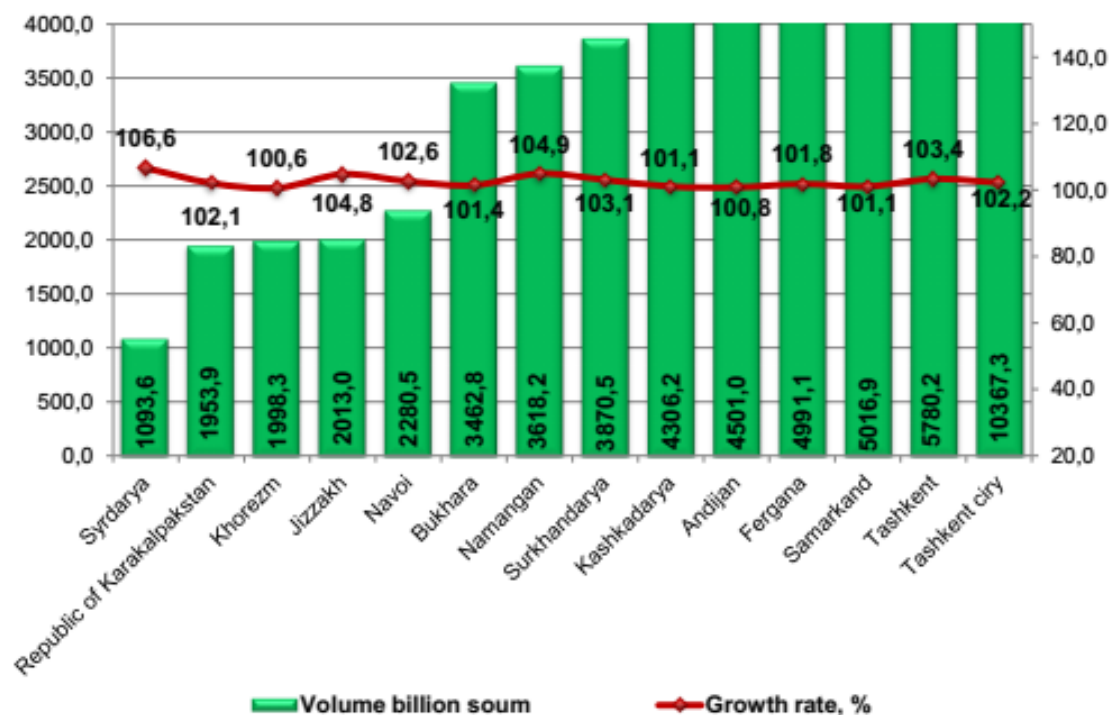
The volume and rate of production of industrial products of small business by regions for January-June 2018



Regionally, the largest volume of industrial production is in Tashkent (11026.1 billion soums) city, Tashkent (2736.5 billion soums), Samarkand (2626.0 billion soums) and Andijan (2026.9 billion soums) regions. In the Republic of Karakalpakstan (576.2 billion soums), Surkhandaryya (528.8 billion soums), this volume of industrial production remains low.



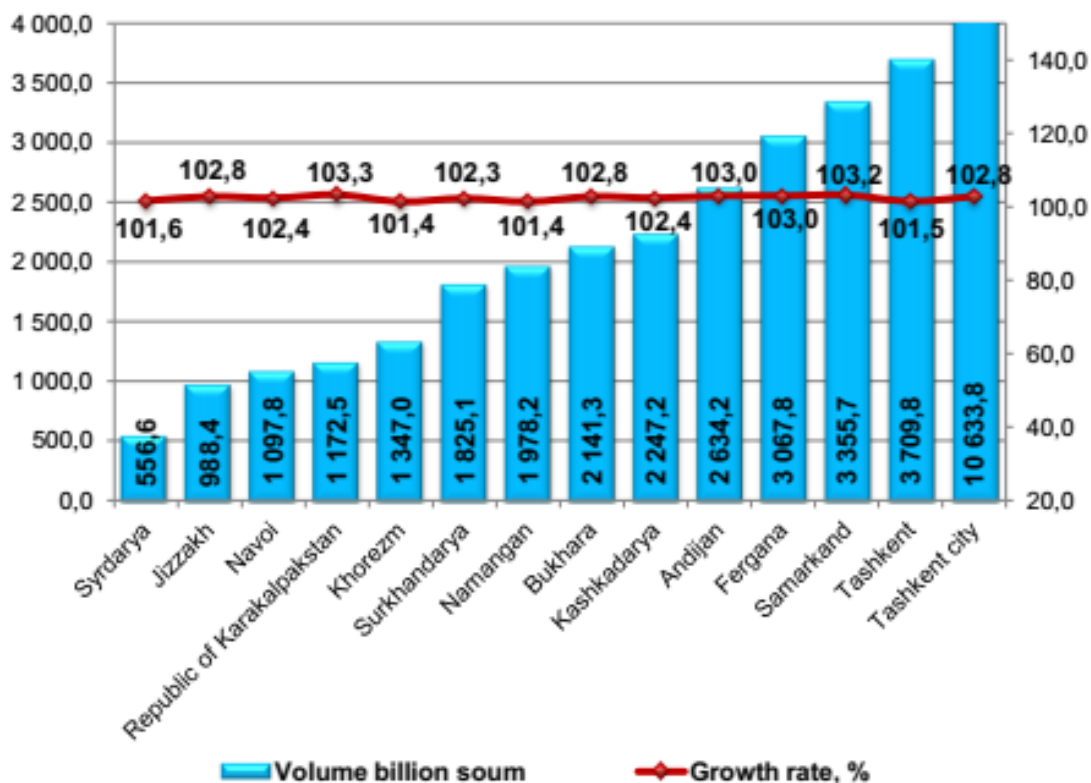
The volume and pace of retail trade turnover small business (business) by regions for January-June 2018



In the regional context, the largest volume of retail trade turnover was recorded in Tashkent (10367.3 billion soums) city, Tashkent (5.780.2 billion soums), Samarkand (5016.9 billion soums), Ferghana (4,991.1 billion soums) and Andijan (4501.0 billion soums) regions.



**The volume and growth rates of small business
(business) in the service sector by region
for January-June 2018 (billion soums)**



In the regional context, the largest volume of services was noted in the Tashkent (10633.8 billion soums) city, Tashkent (3709.8 billion soums), Samarkand (3355.7 billion soums), Ferghana (3,067.8 billion soums) and Andijan (2634.2 billion soums) sum) regions.

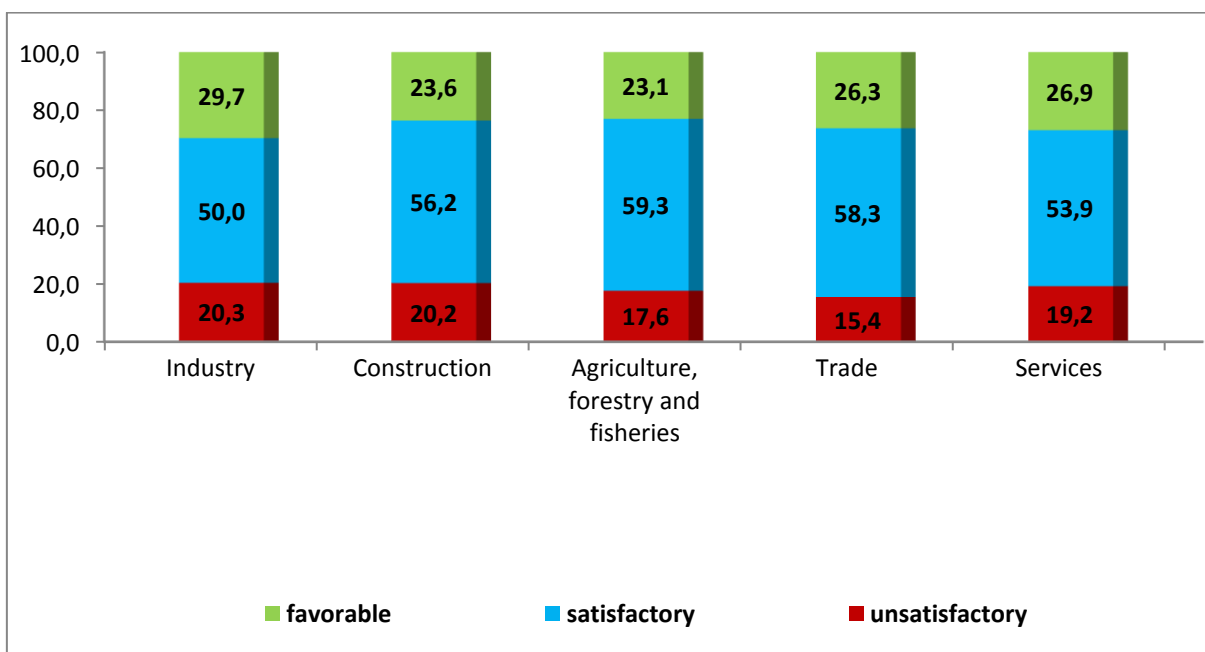
In the second quarter of 2018, a sample survey of the activities of newly established small enterprises and microfirms was carried out by types of economic activity, in which more than 740 respondents took part.

According to the survey, the economic situation is considered favorable 23.6% and satisfactory - 56.2% of enterprises engaged in construction, in the sphere of trade, respectively - 26.3% and 58.3%,

services - 26.9% and 53.9% %, agriculture, forestry and fisheries - 23.1% and 59.3%, industry - 29.7% and 50.0%.

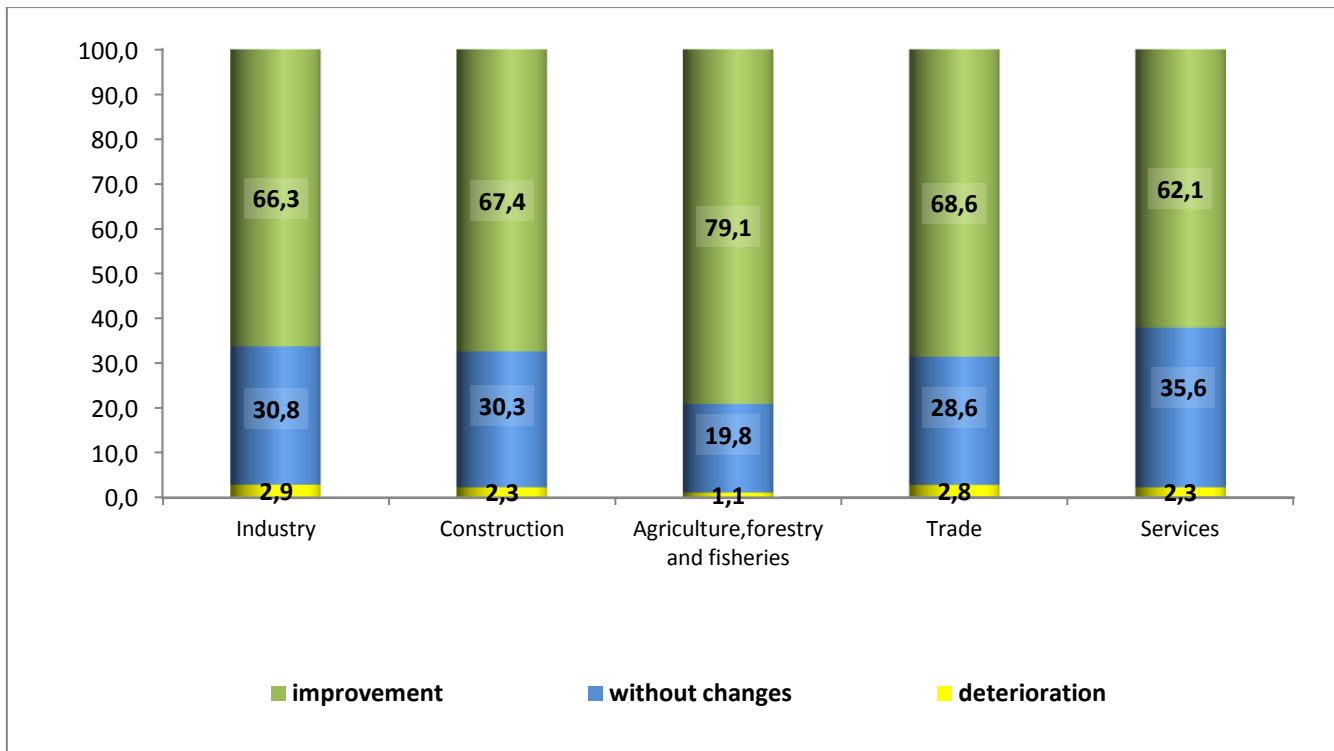
The number of pessimists regarding the assessment of the current economic situation in industry is 20.3%, construction was 20.2%, agriculture, forestry and fisheries - 17.6%, services - 19.2%, trade - 15.4% .

Assessment of the economic situation in the II quarter of 2018, %



66.3% of industrial enterprises, 68.6% of trade, 62.1% of services, 79.1% of agriculture, forestry and fisheries and 67.4% of construction are expected **to improve the economic situation** in the next three months.

Estimation of the outlook for changes for the next three months, %



An analysis of the results of the survey of newly created small enterprises and microfirms shows that the measures taken to improve the business environment in entrepreneurship contribute to the respondents' confidence in the positive assessment of the economic situation in the short term.