

Average monthly nominal accrued wages

For January-June 2018 (preliminary data)



In January-June, 2018, the average monthly nominal salary in the Republic of Uzbekistan was **1,609.1 thousand soums** (including surcharges to wages, remuneration, incentive payments, compensation payments and payment for unearned time, as well as tax withheld from individuals on incomes, deductions for social insurance and the trade union fund), and grew by 21.4% as compared to the same period of 2017.

Wage. The analysis of wages by types of economic activity for January - June 2018 showed the following:



- 999,2 thousand people work in education in 21533 institutions (the share in the total number of workers in the country is 38.6%), the wage fund accrued to these employees amounted to **7496.1** billion soums (the specific weight in the wage fund in the republic - 30.0%). In the sphere of education, the average monthly nominal accrued wages amounted to **1250.4** thousand soums and increased by 15.2% as compared to the same period in 2017;

- In industry, **451,600** people work in **614** enterprises (the share in the total number of workers in the country is 17.5%), the wage fund amounted to **6621.5** billion soums (the specific weight in the wage fund in the republic is 26, 5 %). In the sphere of industry, the average monthly nominal accrued wages amounted to **2443.6** thousand soums and increased by 30.2% as compared to the same period in 2017;



- in healthcare and social services, **428,200** people work in **1422** institutions (the share in the total number of workers in the country is 16.6%), the wage fund amounted to **2719.4** billion soums (the share in the wage fund by republic - 10.9%). In the sphere of health care and the provision of social services, the average monthly nominal accrued wages totaled **1058.5** thousand soums and increased by 16.8% compared to the same period in 2017;

• **115,0** thousand people work in the sphere of transportation and storage in **204** organizations (the share in the total number of workers in the country is 4.4%), the wage fund amounted to **1481.9** billion soums (the share in the wage fund in the republic - 5.9%). In the sphere of transportation and storage, the average monthly nominal accrued wages amounted to **2148.3** thousand soums and increased by 22.1% as compared to the same period of 2017;

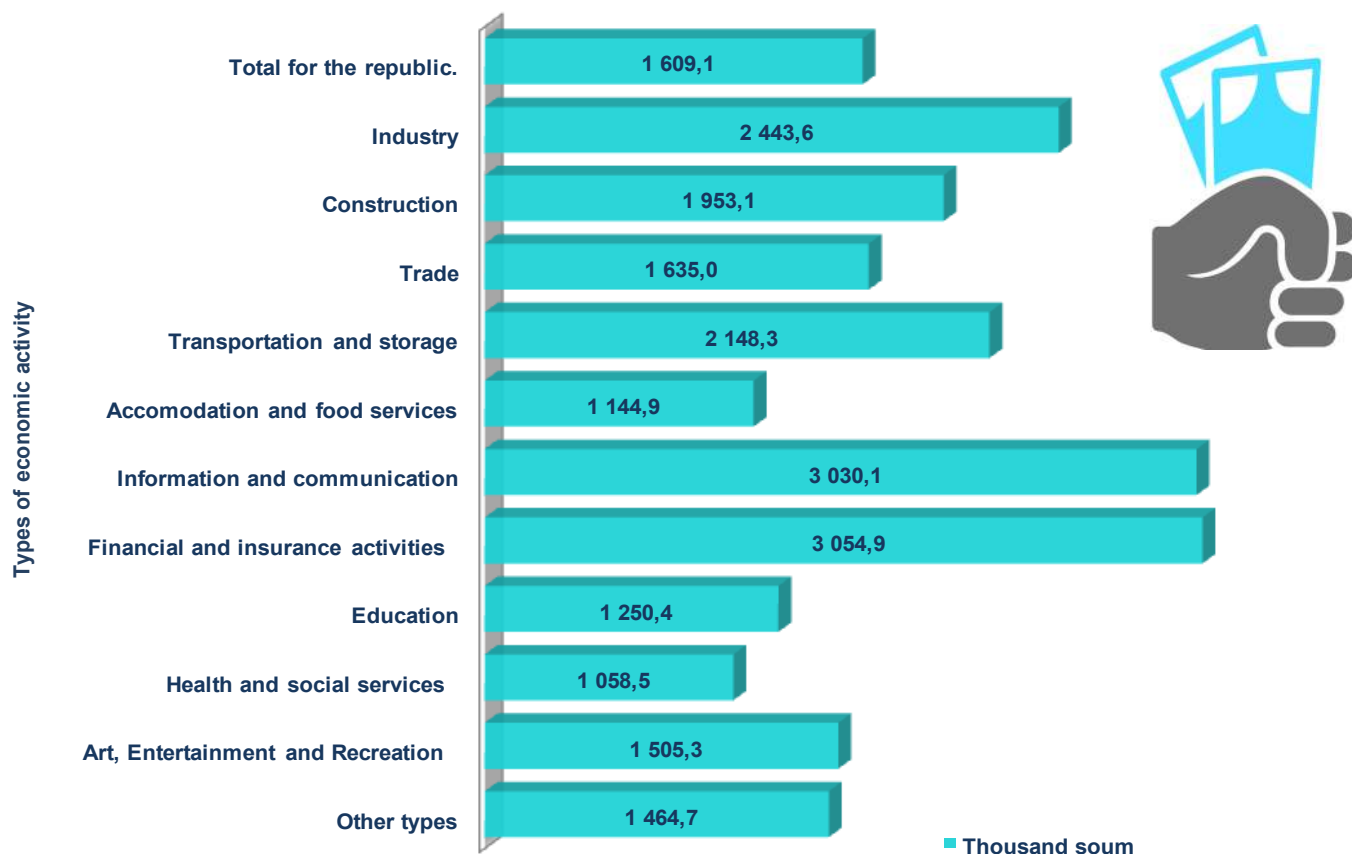


• **115,0** thousand people work in the sphere of transportation and storage in **204** organizations (the share in the total number of workers in the country is 4.4%), the wage fund amounted to **1481.9** billion soums (the share in the wage fund in the republic - 5.9%). In the sphere of transportation and storage, the average monthly nominal accrued wages amounted to **2148.3** thousand soums and increased by 22.1% as compared to the same period of 2017;

Number of employees in legal entities and wages fund
(for January-June 2018, without agriculture and small business entities)

	Number of enterprises and organizations, units	Number of employees, thousand people	Wages fund, billion soums	Wages, thousand soums
Total for the republic	57 941	2 586,2	24 968,5	1 609,1
including:				
Industry	614	451,6	6 621,5	2 443,6
Construction	153	41,2	482,9	1 953,1
Trade	439	60,3	591,9	1 635,0
Transportation and storage	204	115,0	1 481,9	2 148,3
Accommodation and food services	154	6,8	46,7	1 144,9
Information and communication	236	29,0	527,0	3 030,1
Financial and insurance activities	138	67,0	1 228,3	3 054,9
Education	21 533	999,2	7 496,1	1 250,4
Health and social services	1 422	428,2	2 719,4	1 058,5
Art, Entertainment and Recreation	2 102	27,8	250,9	1 505,3
Other types	30 946	360,1	3 165,1	1 464,7

The size and growth rate of the average monthly nominal accrued wages
(for January-June 2018, without agriculture and small business, thousand soums)



In January-June of 2018 in the structure of economic activities for the republic the average monthly nominal salary in financial and insurance activities, 89.9% higher than the average republican level, in the sphere of information and communication - by 88.3% in industry - by 51.9%, in transportation and storage - by 33.5%, and below the average national level was in the sphere of health and social services - by 34.2%, services for accommodation and food - by 28.8 %, education - by 22.3%.




The size and growth rate of the average monthly nominal accrued wages
(for January-June 2018, without agriculture and small business, thousand soums)



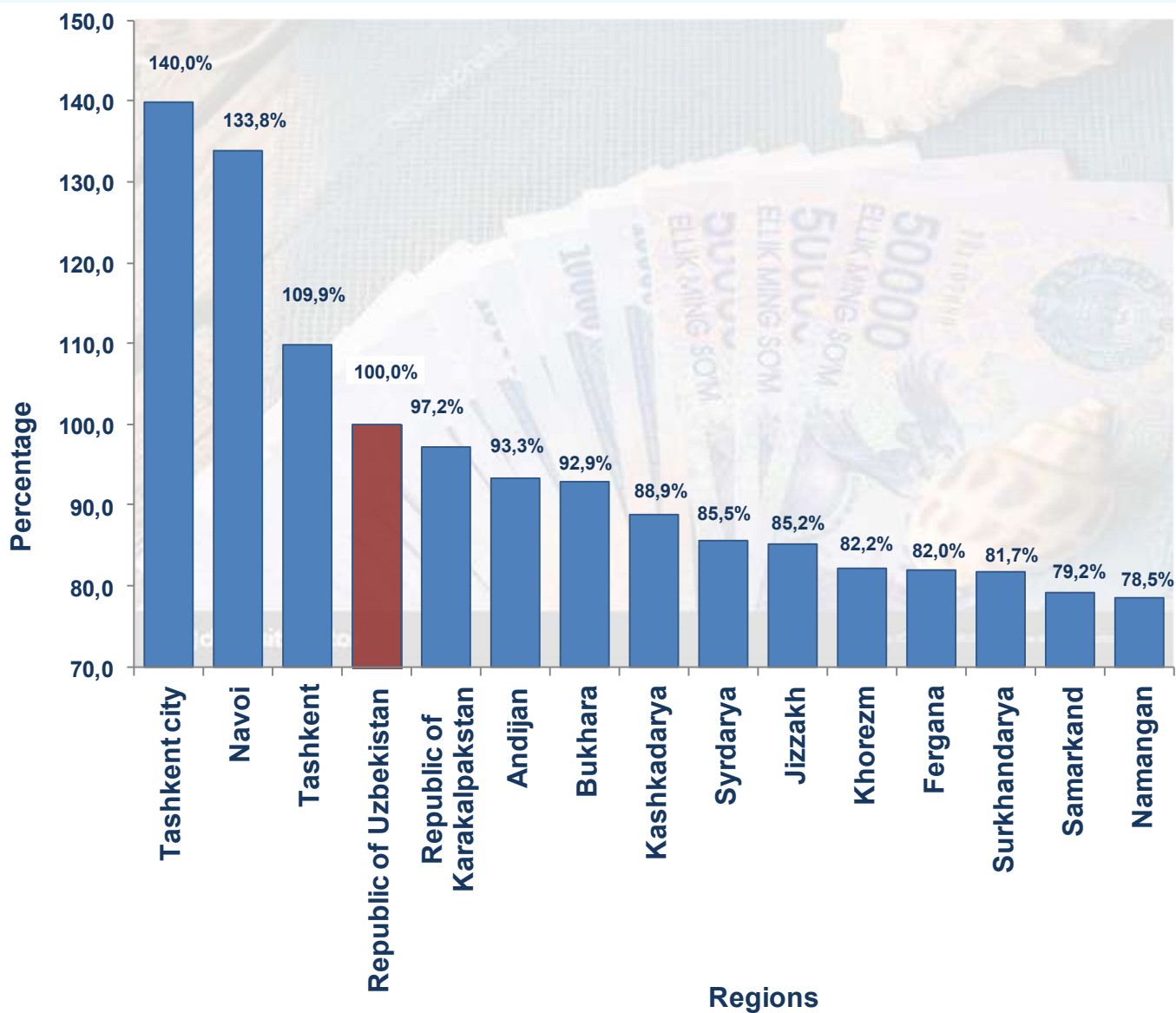
Types of economic activity

In January-June of 2018, compared to the same period in 2017, the largest increase in nominal assessed wages by types of economic activity was observed in information and communication - 32.9%, industry - 30.2%, construction - 26.4%, financial and insurance activity - 25.4%.

For reference: According to the Labor Code of the Republic of Uzbekistan, the monthly salary of an employee who has fulfilled the labor standards and labor obligations fully defined for this period can not be lower than the established by the legislation size for the first category of the Unified Wage Grid (in January-June 2018, it was **426 , 5** thousand soums).



Average monthly nominal accrued wages by regions
 (for January-June 2018, in relation to the average republican level, in%)



If we consider the average monthly nominal salary in the context of the regions, the highest level is observed in the city of Tashkent -2252,1 thousand soums (140,0% of the average republican indicator), in Navoi region - 2153,0 thousand soums (133,8%) and in the Tashkent region-1,768.5 thousand soums (109.9%), and the lowest in the Namangan region - 1263.3 thousand soums (78.5%), the Samarkand region 1273.6 thousand soums (79, 2%).

Average monthly nominal accrued wages for the Republic of Uzbekistan
(January-June, without agriculture and small business, thousand soums)

	2017	2018	Growth rate, %
Republic of Uzbekistan	1325,9	1609,1	121,4
Republic of Karakalpakstan	1260,3	1564,7	124,2
<i>regions:</i>			
Andijan	1208,5	1502,0	124,3
Bukhara	1300,1	1494,1	114,9
Jizzakh	1163,8	1370,3	117,7
Kashkadarya	1223,0	1430,5	117,0
Navoi	1833,0	2153,0	117,5
Namangan	1045,6	1263,3	120,8
Samarkand	1081,8	1273,6	117,7
Surkhandarya	1082,0	1314,9	121,5
Syrdarya	1134,6	1375,9	121,3
Tashkent	1403,5	1768,5	126,0
Fergana	1123,8	1319,7	117,4
Khorezm	1101,5	1322,5	120,1
Tashkent city	1786,4	2252,1	126,1

Office of Demography and Labor Statistics of State statistics committee

Responsible:

B. Shodiev
(71) 230-80-65