

Demographic situation

(preliminary data)

Number of resident population:

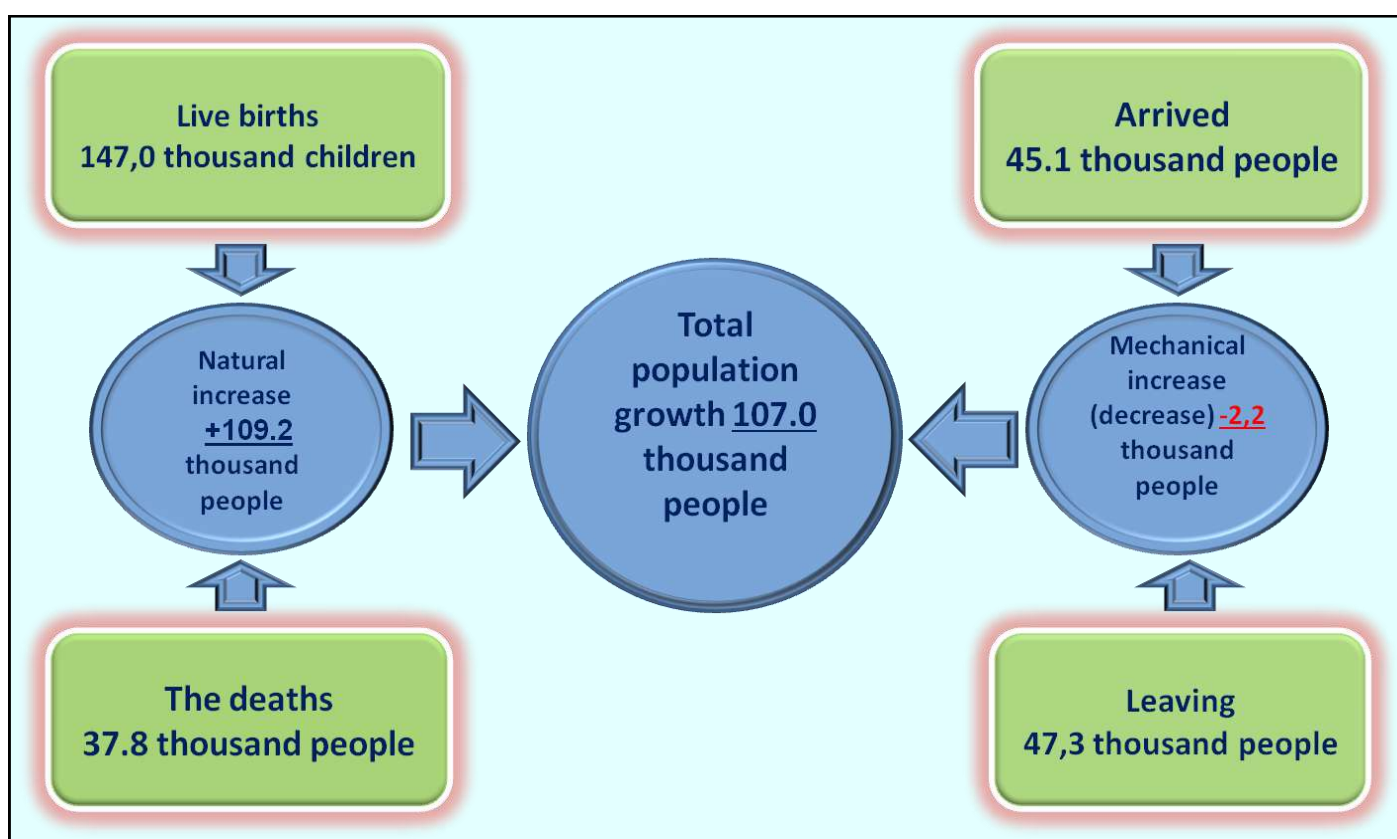
As of as of April 1, 2018, the resident population Republic of Uzbekistan was 32763.7 thousand people and for the current period of 2018 increased by 107.0 thousand people or by 0.3%. In particular, the urban population was 16583.0 thousand people (50.6% of the total population), the rural population - 16180.7 thousand people (49.4%).

Note:

January-March 2018

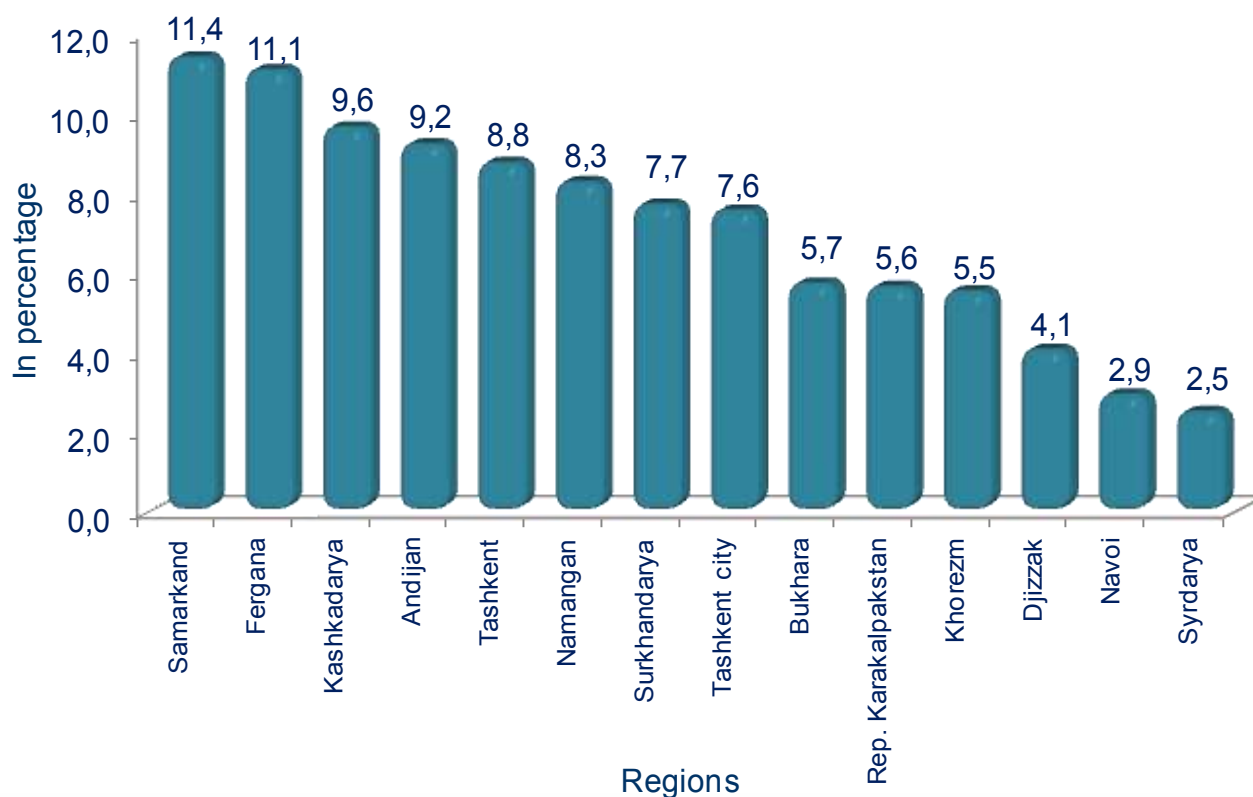
- The population increased by **107,0 thousand people**.
- The number of live births was **147,0 thousand children**.
- **37,8 thousand** deaths were registered.
- The registrar has registered **52,1 thousand marriages** and **8,1 thousand divorces**.

Total population growth in the Republic of Uzbekistan (for January-March 2018)




Demographic situation

The number of resident population by regions
(on April 1, 2018, to the total population of the republic, %)



Analysis by regions of the republic showed that as of April 1, 2018, the largest population was observed in the Samarkand region - 3733.7 thousand people (the share in the total population of the republic is 11.4%) and in the Fergana region - 3631.0 thousand people (11.1%), and the smallest population was observed in Navoi region - 961.3 thousand people (2.9%) and in Syrdarya region - 818.4 thousand people (2.5%).

In terms of regions, the largest increase in population with the same period of 2017 was observed in Surkhandarya region (by 2.1%), in Samarkand and Kashkadarya regions (by 1.9%), in Djizzak, Namangan regions and Tashkent (by 1.8%), the lowest growth rate was registered in the Tashkent region (at 1.1%), in the Republic of Karakalpakstan and the Bukhara region (by 1.4%).



Demographic situation

Fertility. In January-March 2018, 147,0 thousand children were born (hereinafter referred to as live births refer to live births), respectively, the birth rate per 1000 population was 18,2 pro mille and in comparison with the same period 2017 decreased by 0,1 ppm (for January-March 2017 - 18,3 per mille).

The birth rate in comparison with the same period in 2017 increased significantly in Tashkent (from 15,7 ppm to 16,6 ppm) and in the Samarkand region (from 18,9 ppm to 20,1 ppm), and the decline was observed in the Syrdarya (with 19,5 pro mil up to 18,0 pro mil) and in the Khorezm region (from 16,9 ppm to 16.1 ppm). According to the order of birth, 32.1 % of mothers made their first child, 36,8 % 2 children, 31,1 % - 3 or more under the account of the mother's child.

Note

The child is considered to be born alive if there is one of the criteria of live birth (breathing, palpitation, navel pulsation, involuntary muscle contraction). At the same time the mother should have a gestation period of 22 weeks or more, a child's growth of 25 cm and more, weight from 500 grams and more. .

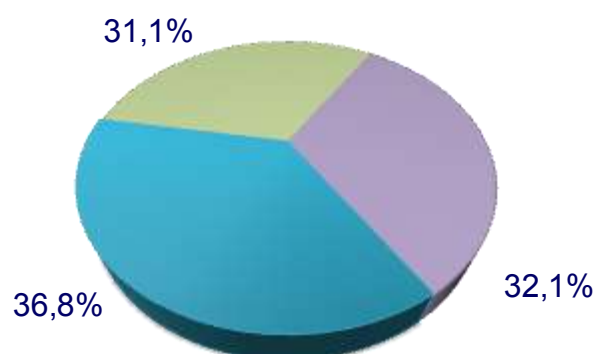


Girls:
69,9 thsnd.



Boys:
77,1 thsnd.

Birth by birth order of mothers,%




■ 1 child ■ 2 children ■ 3 children and more

In January-March, 2018, the number of children born was 147,0 thousand and was distributed according to the age of the mother, at the time of birth, reached the age of 20-24 - 55,8 thousand (38,0 %), 25-29 years - 51,6 thousand (35,1 %), 30-34 years - 26 , 6 thousand (18,1 %).

Demographic situation

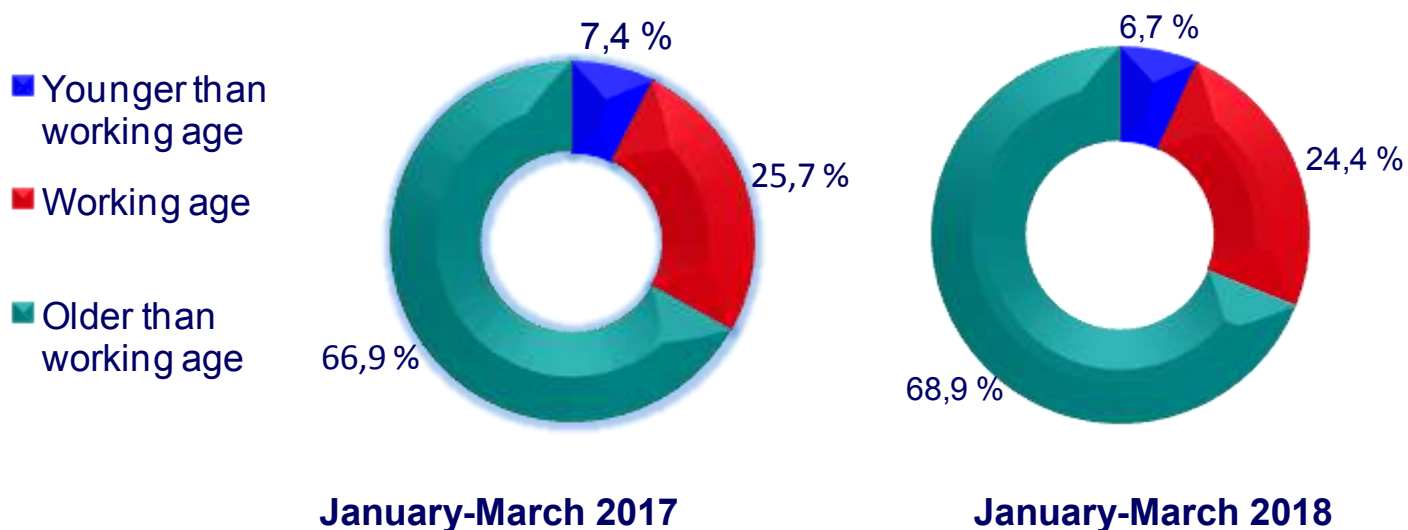
Mortality. In January-March 2018, 37.8 thousand deaths were registered, respectively, the death rate was 4.7 ppm and compared to the same period in 2017 decreased by 0.3 ppm (for January-March 2017—5.0 ppm).

Compared with the same period in 2017, the death rate increased in the Tashkent region (from 5.6 ppm to 6.1 ppm) and in Tashkent (from 6.9 ppm to 7.0 ppm), significantly decreased in Ferghana (from 5.0 ppm to 4.4 ppm), Khorezm (with 4.6 pro mil to 4.0 ppm) Andijan (from 5.7 pro mil to 5.2 ppm) and the Namangan region (from 5.0 ppm up to 4.5 ppm).



Of the total number of deaths, 6.7% died under the age of able-bodied (in 2017 - 7.4%), 24.4% died at working age (in 2017 - 25.7%), 68.9% died at the age of older than the able-bodied (in 2017 - 66.9%). The number of deaths in January-March 2018 compared to the same period in 2017 decreased by 1,5 thousand people.

Distribution of deceased by major age groups (in relation to all the deceased,%)

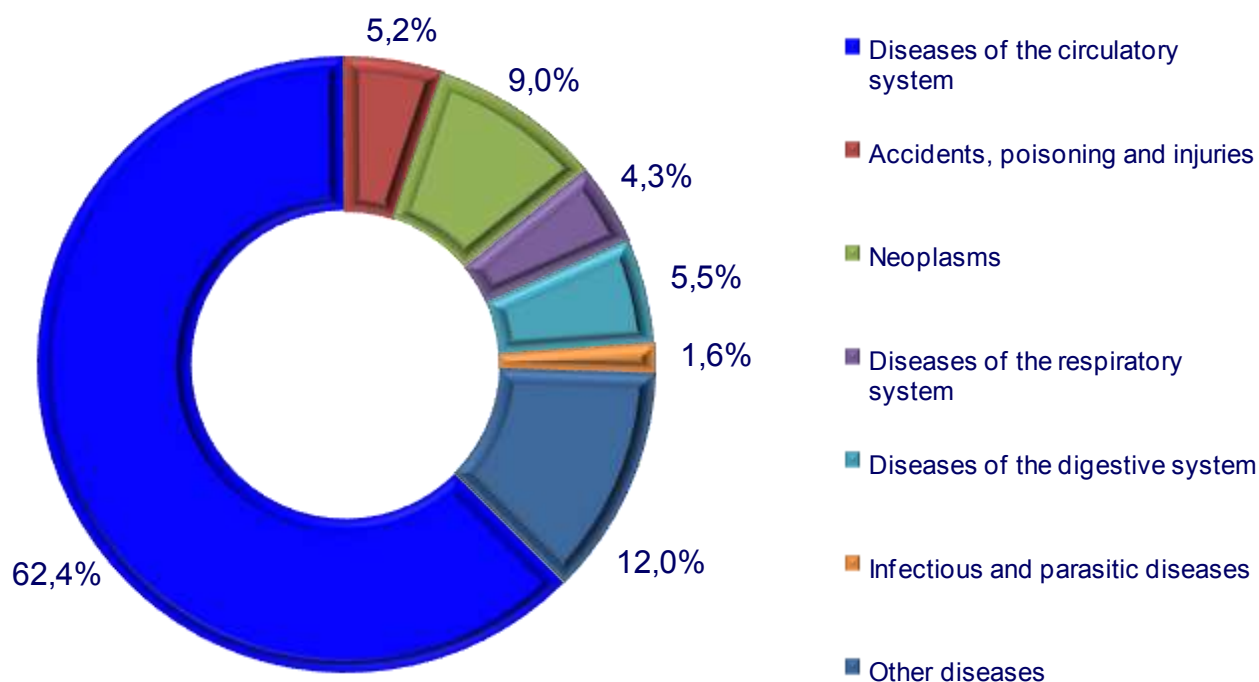


Demographic situation

Of the total number of registered deaths in January-March 2018, 62.4% died of diseases of the circulatory system, 9.0% from neoplasms, 5.2% from accidents, poisoning and trauma, 5.5% of diseases of the digestive system, 4.3% of respiratory diseases, 1.6% of infectious and parasitic diseases and 12.0% from other diseases.

The number of registered deceased children under the age of 1 year was 1.7 thousand, of which 59.2% died from conditions emerging in the perinatal period, 17.2% from respiratory diseases, 13.6% from congenital anomalies, 2.0% from infectious and parasitic diseases, 2.7% from accidents, poisonings and injuries, 0.3% - from diseases of the digestive system, 5.0% - from other diseases.

Distribution of deaths for the main causes of death
(in relation to the total number of deceased, in%)



January-March 2018

Natural increase in population. In January-March 2018, the natural increase in the population was 109,2 thousand people and in comparison with the same period of 2017 increased by 3,1 thousand people (for January-March, 2017, 106.1 thousand people).



Естественный прирост:
109,2 тыс. человек

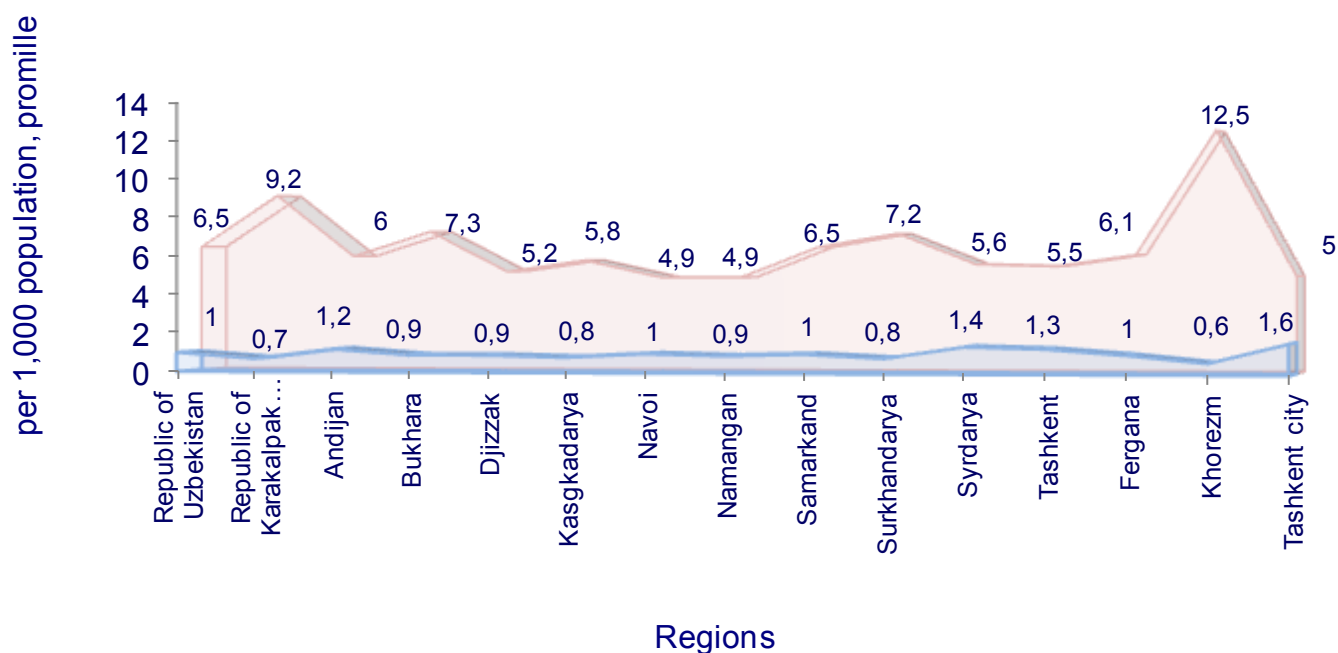
Demographic situation



Marriages and divorces. For the period from January to March 2018, registrar offices registered 52.1 thousand marriages and 8.1 divorces. In the republic, the marriage rate and divorce rate per 1000 population was 6.5 and 1.0 ppm. Growth of registered marriages in comparison with the same period in 2017 was observed in the Syrdarya (22.2%), Fergana (14.9%), Djizak (13.3%), Andijan (12.8%) regions and in the Republic of Karakalpakstan (13.5%). The growth of registered divorces compared with the same period in 2017 was observed in Surkhandarya (25.0%), Namangan and Kashkadarya (20.0%), Andijan (12.5%) oblasts and in Tashkent (11.1%). Compared with the same period in 2017, the decrease was observed in Navoi (33.3%), Khorezm (25.0%), Bukhara (20.0%) regions.

Marriage and divorce rate

(for January-March 2018, per 1000 population, per mille)



Demographic situation



Demographic situation in the capital.

As of April 1, 2018 in the capital of the Republic of Uzbekistan in Tashkent, the resident population was 2,475.9 thousand people and for January-March 2018 increased by 11.0 thousand people or by 0.4%.

For January-March, 2018, 10.1 thousand children were born. The birth rate per 1000 population was 16.6 ppm and compared with the same period in 2017 increased by 0.9 ppm (in 2017 - 15.7 ppm). The number of deaths in January-March 2018 was 4,3 thousand people, of them 143 children who died before the age of 1 year. The death rate was 7.0 ppm and increased by 0.1 ppm compared to the same period in 2017 (6.9 ppm in 2017). The natural increase in the capital's population was 5,800 people and compared with the same period in 2017 increased by 0.6 thousand. (in 2016, 5.2 thousand people).

Authorities registrar for January-March 2018 was registered 3,1 thousand marriages and 1,0 thousand divorces. The marriage rate for 1000 population was 5.0 ppm and compared to the same period in 2017 increased by 0.1 ppm (in 2017 - 4.9 ppm).



The divorce rate per 1,000 population was 1.6 ppm and has not changed compared to the same period in 2017 (for January-March 2017 - 1.6 ppm).

Demographic situation

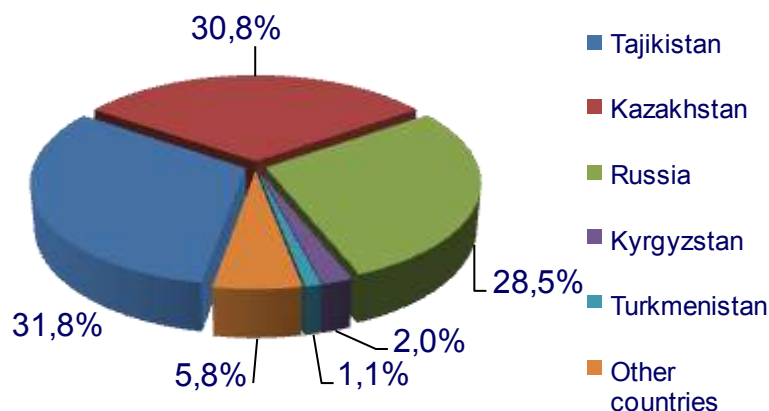
Migration. In January-March 2018, the number of arrivals was 45,1 thousand people (internal - 44,5 thousand people, external - 0,6 thousand people), and the number of those who left 47,3 thousand people (internal - 44,5 thousand people, external - 2,8 thousand people). The balance of migration was minus 2.2 thousand people and compared with the same period in 2017 was minus 4.4 thousand people.

Migration of population (thousand people)

	January March 2017	January March 2018
Arrived	41,8	45,1
Outgoing	46,2	47,3
Migration balance	- 4,4	- 2,2

A high level of the balance of migration on the Kashkadarya, Tashkent, Samarkand (minus 1.1 thousand people), the Bukhara region (minus 0.8 thousand people) and the Republic of Karakalpakstan (minus 0.7 thousand people).

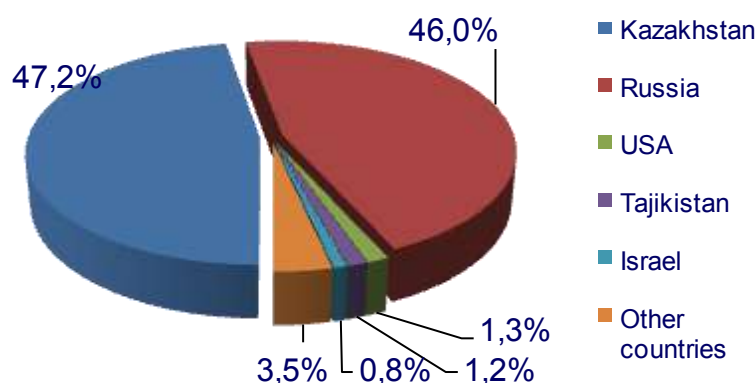
Distribution of arrivals from abroad to the Republic of Uzbekistan (for January-March 2018 to the total number of arrivals from abroad,%)



The number of people who arrived in Uzbekistan for permanent residence from abroad is **604 people**



The distribution of those who left the country from the Republic of Uzbekistan (for January-March 2018 to the total number of those who left the country,%)



Number of departures from Uzbekistan for permanent residence abroad 2807 people



Department of Demography and Labor Statistics

Responsible: **B.Shodiyev**
(71) 230-80-65