

Demographic situation

preliminary data

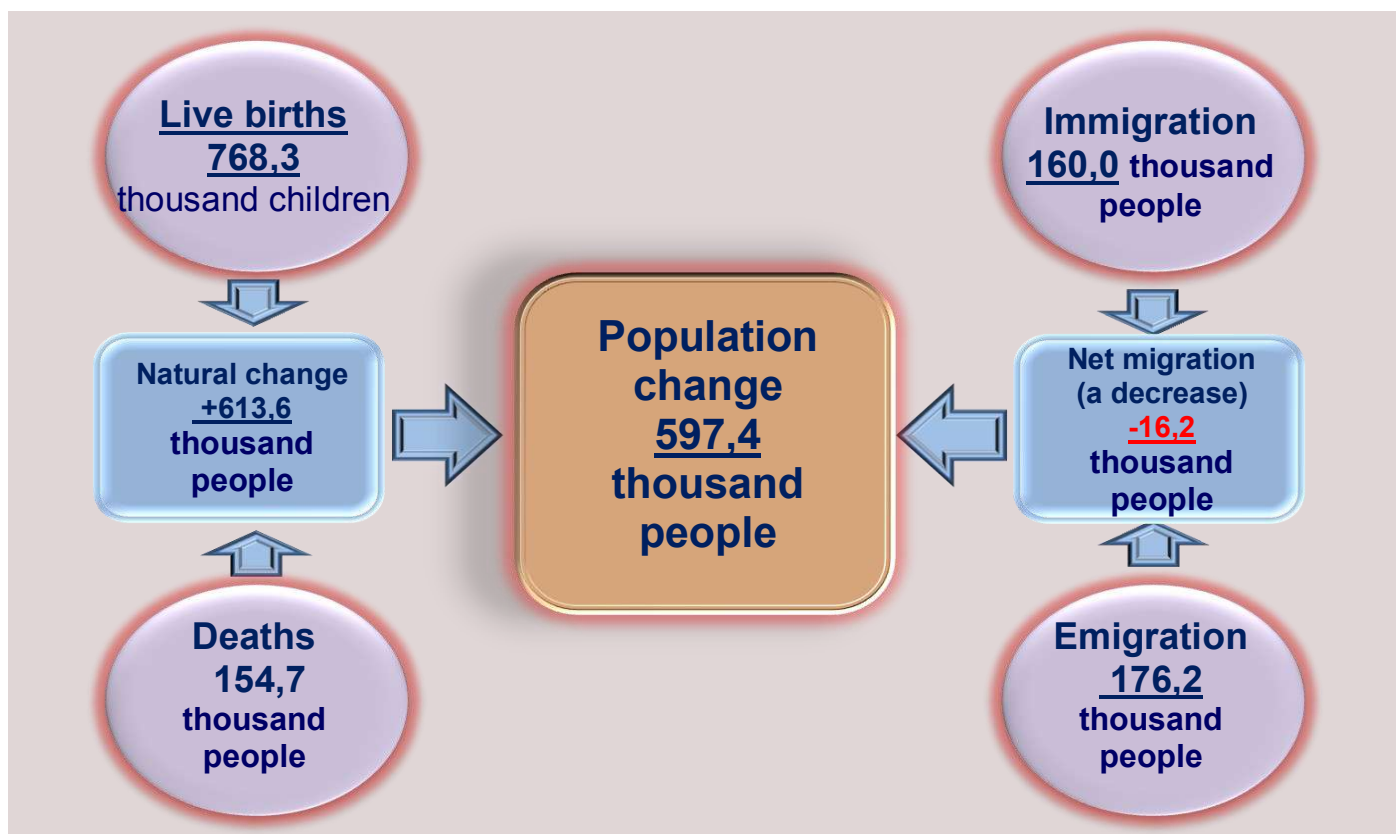
Resident population: As of January 1, 2019, the resident population of the Republic of Uzbekistan was 33,254.1 thousand people and in 2018 increased by 597.4 thousand people, or 1.8%.

In particular, the urban population amounted to 16,805.0 thousand people (50.5% of the total population), the rural population - 16449.1 thousand people (49.5%).

Please note: January-December 2018

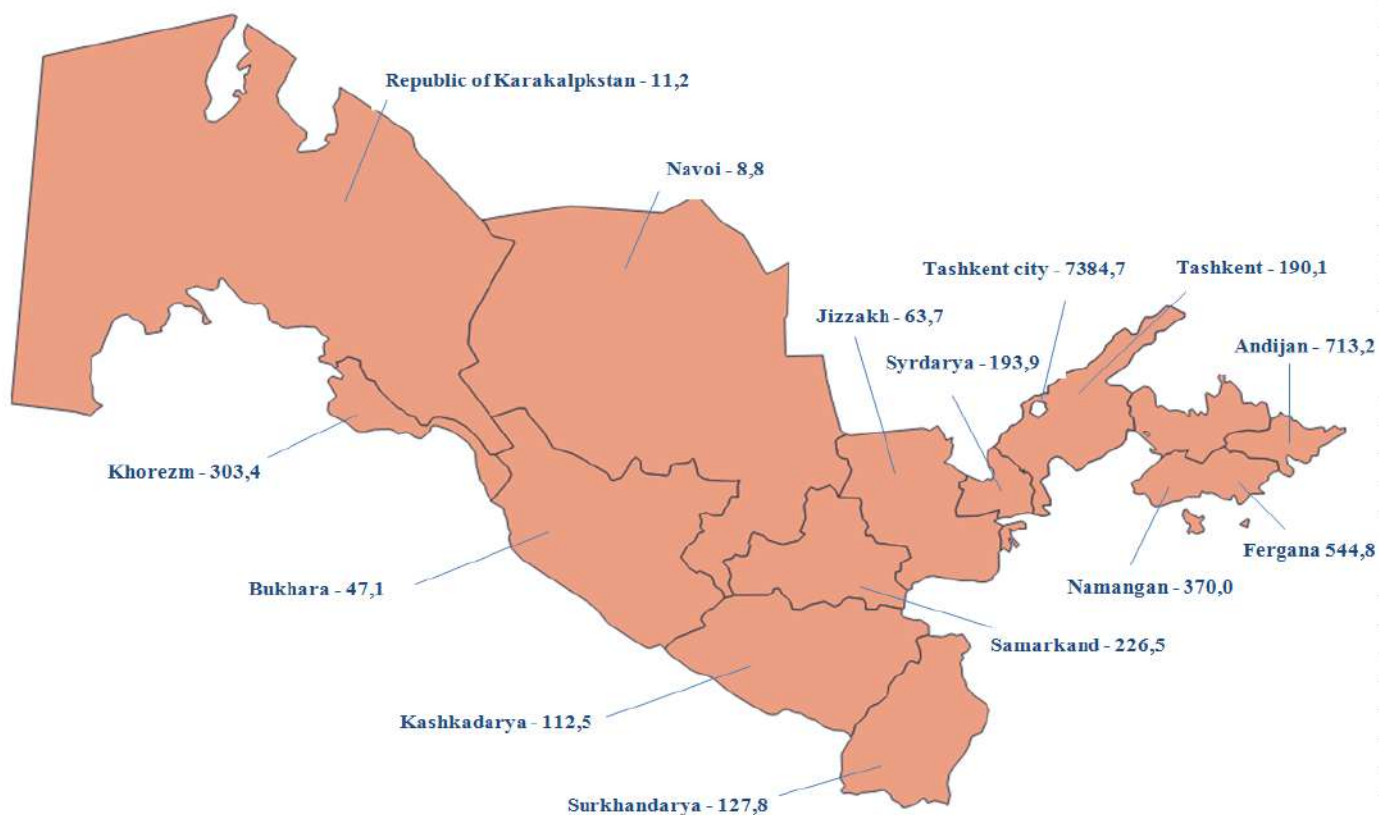
- The population increased by **597.4 thousand people**.
- The number of live births was 768.3 thousand children.
- There were registered 154.7 thousand deaths.
- The civil registry offices recorded **311,4 thousand marriages** и **32,3 thousand divorces**.

Population change in the Republic of Uzbekistan
(January-December 2018)



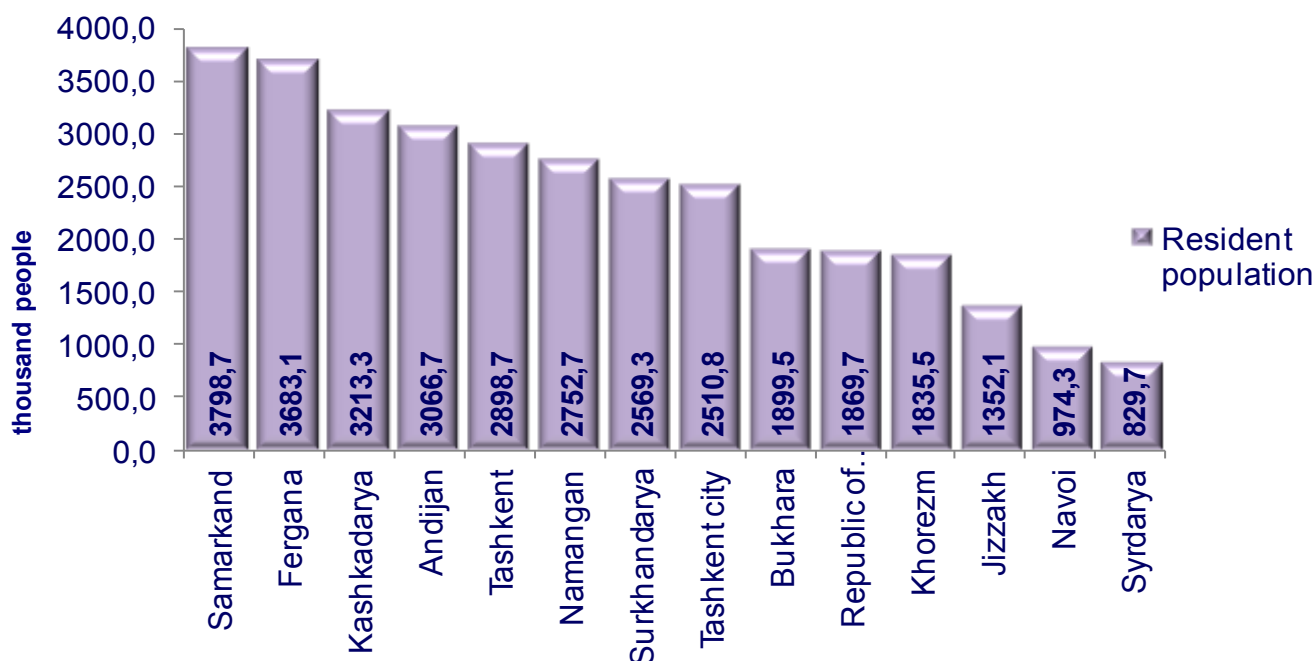
Demographic situation

The population density in the Republic of Uzbekistan (as of 1 January 2019; persons per square kilometer)



Analysis of population density showed that in the Republic of Uzbekistan are 74.1 persons per square kilometer, the highest population density was in Andijan (713.2 person per square kilometer), Fergana (544.8 person) and Namangan (370.0 person) regions, and the lowest - in Navoi region (8.8 person) and the Republic of Karakalpkstan (11.2 person).

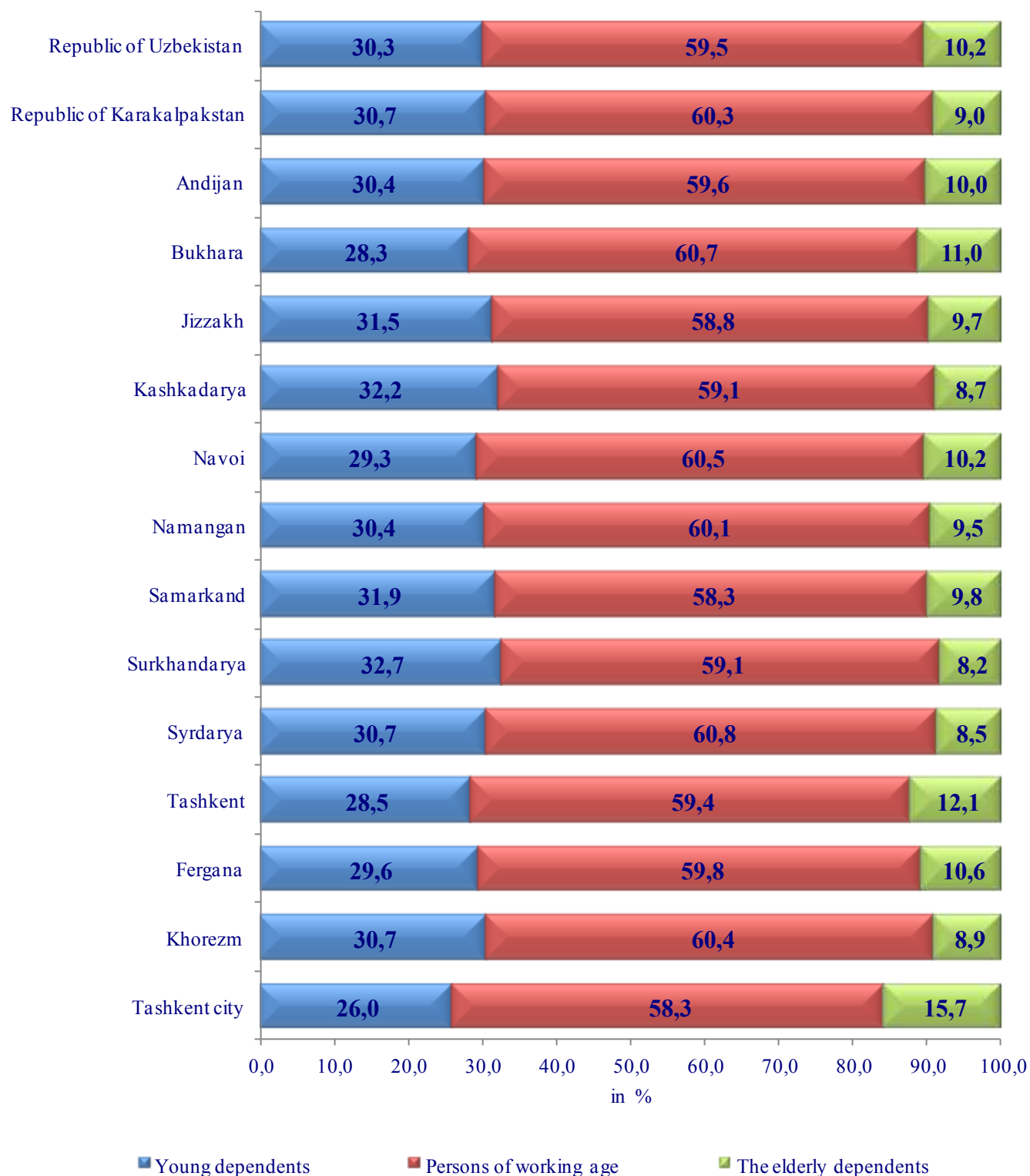
Resident population of the Republic of Uzbekistan (as of 1 January 2019)



Demographic situation

Distribution of resident population by major age groups (as of 1 January 2019, % of total population)

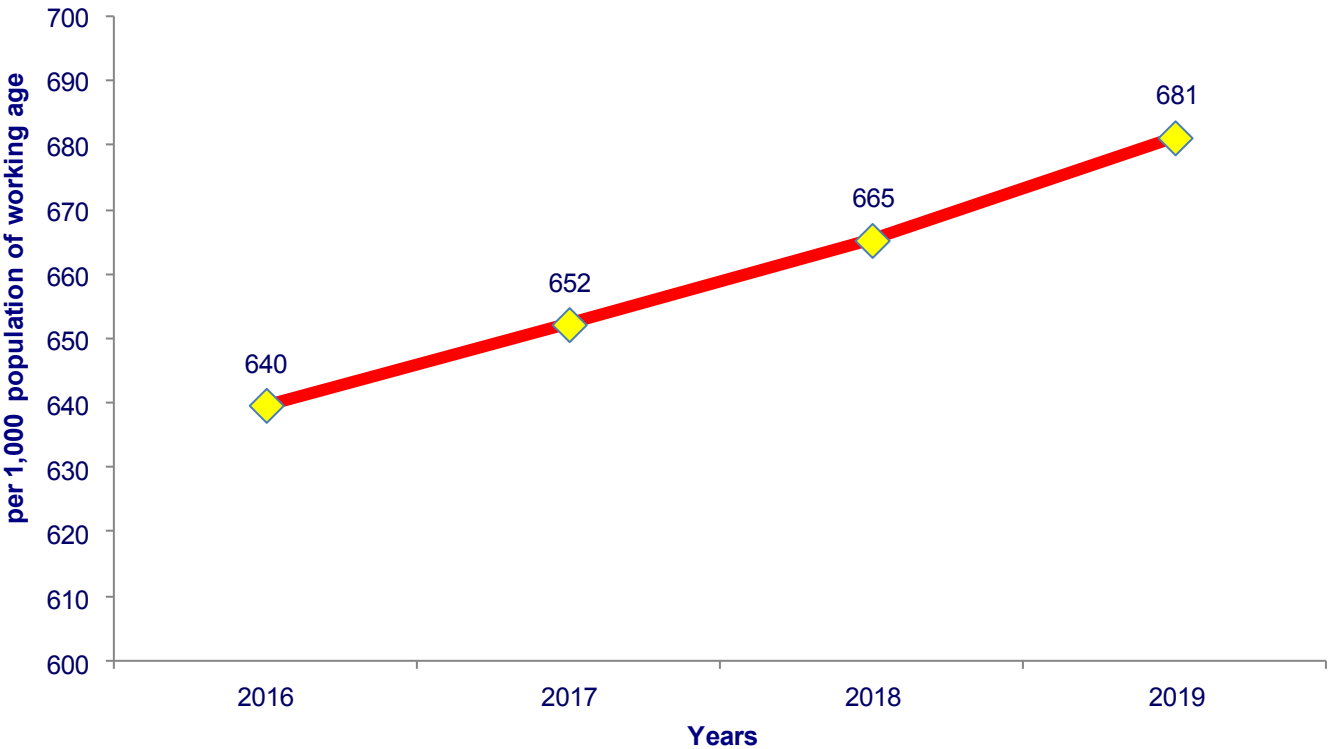
According to preliminary data, as of January 1, 2019, in the Republic 30.3% of total resident population are young dependents, 59.5% - persons of working age and 10.2% - old dependents.



Demographic situation

Age dependency ratios. The total age dependency ratio in 2018 was 681 people (per 1,000 population of working age), young age dependency ratio was equal to 509 people, and old age dependency ratio reached 172 people.

The total age dependency ratio
(at beginning of year; population)



Demographic situation

**For the first time in the history of the Republic of Uzbekistan
In 2018, the largest number of births was registered - 768.3 thousand infants.**

Please note:

A child is considered live-born if one of the criteria for live birth is present (respiration, beating of the heart, pulsation of the umbilical cord, definite movement of voluntary muscles). In this case, the gestation period of the mother should be from 22 weeks or more, the height of the child - from 25 cm or more, weight - from 500 grams or more.

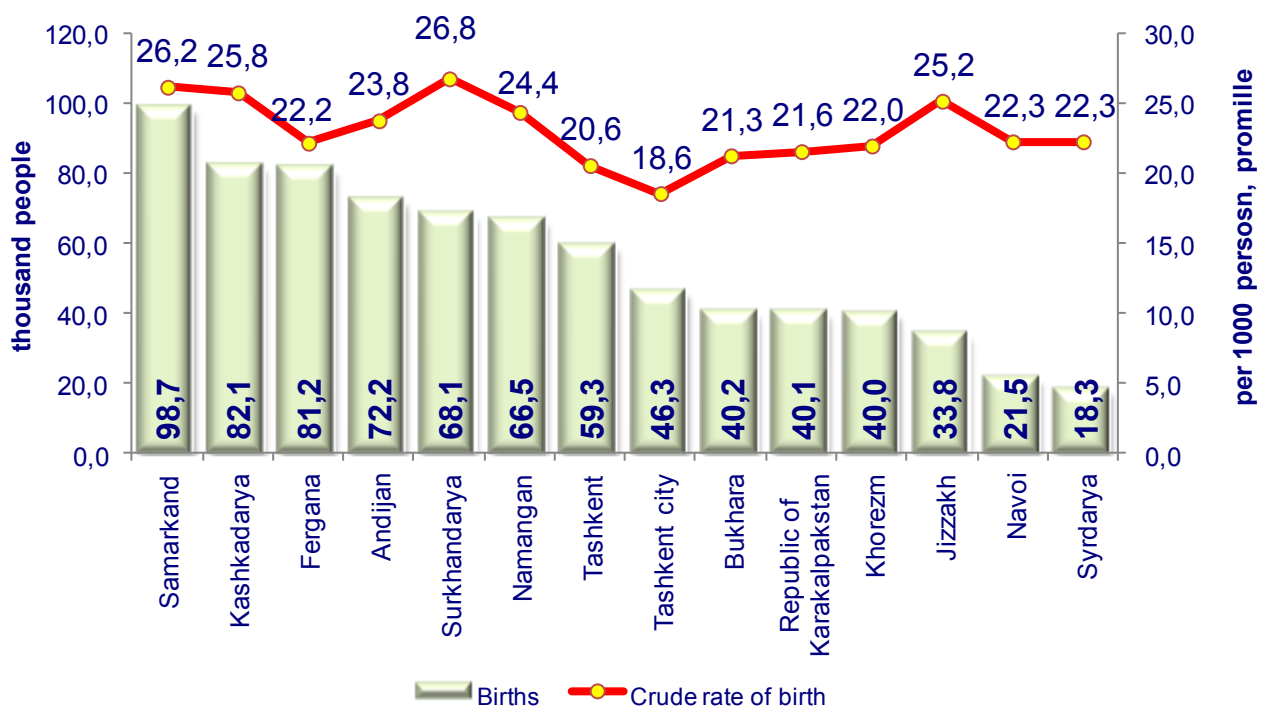
Births. In January-December 2018, 768.3 thousand births were registered (here and hereafter, births are considered live births), respectively, the crude birth rate per 1000 population was 23.3 per mille and increased 1.2 per mille compared to the same period of 2017, (January-December 2017 - 22.1 per mille).

**Males:
400,9
thousand**


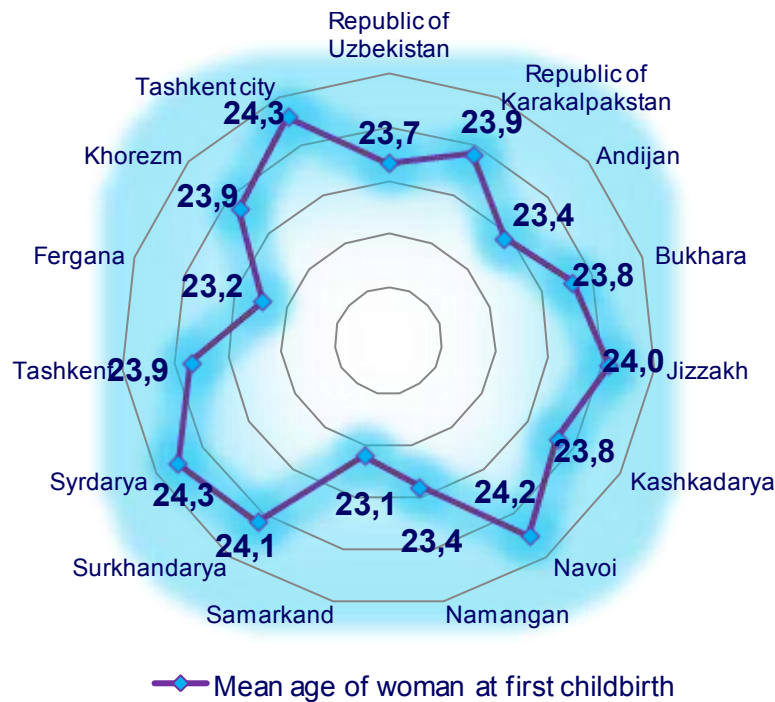


**Females:
367,4
thousand**

**Birth and crude birth rate
(January-December 2018)**



Mean age of woman at first childbirth (January-December 2018, years)



Mean age of woman at first childbirth is 23.7 years. In terms of regions, the highest age was observed in the Syrdarya region and Tashkent city (24.3 years), the lowest - in the Samarkand region (23.1 years). In the order of birth by mothers, 36.3% was the first child, 34.0% was the second child and 29.7% was the third and more of women childbirth.

Demographic situation

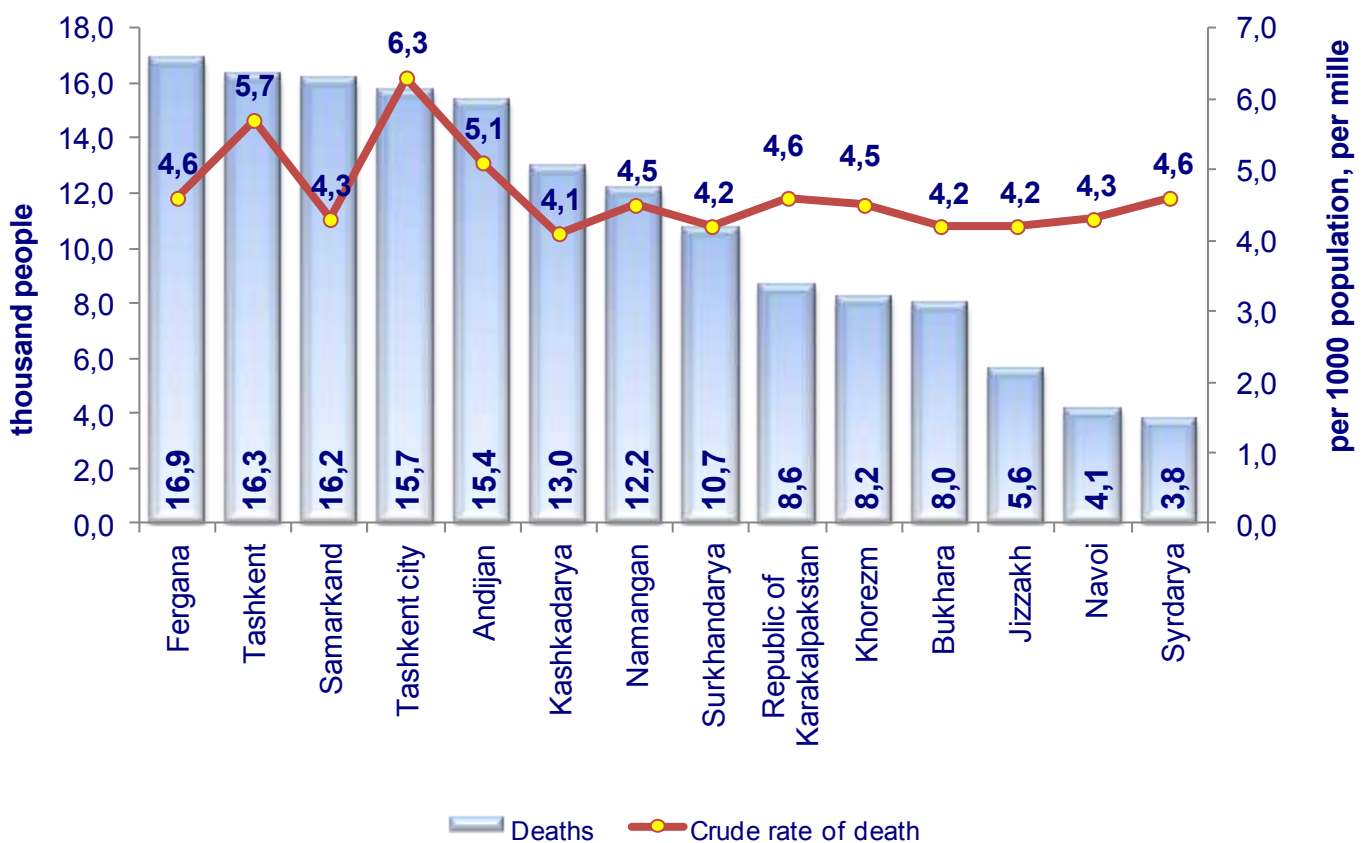
Deaths. In January-December 2018 was registered 154.7 thousand deaths, respectively, the crude death rate was 4.7 per mille and, decreased by 0.3 per mille compared to the same period of 2017, (from January to December 2017 - 5.0 per mille).

Males:
84,3 thousand



Females:
70,4 thousand

Deaths and crude death rate by regions
(January-December 2018)

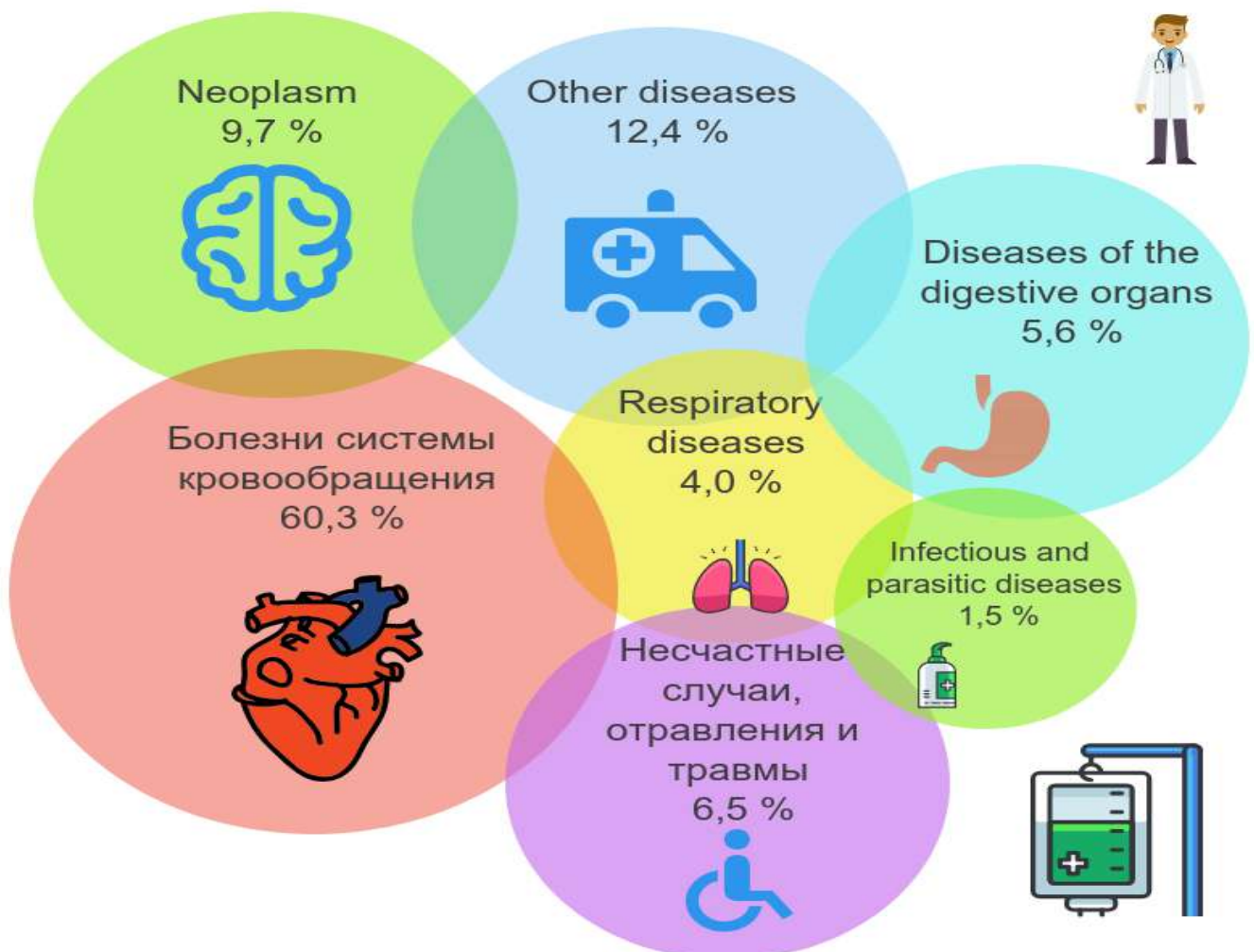


Demographic situation

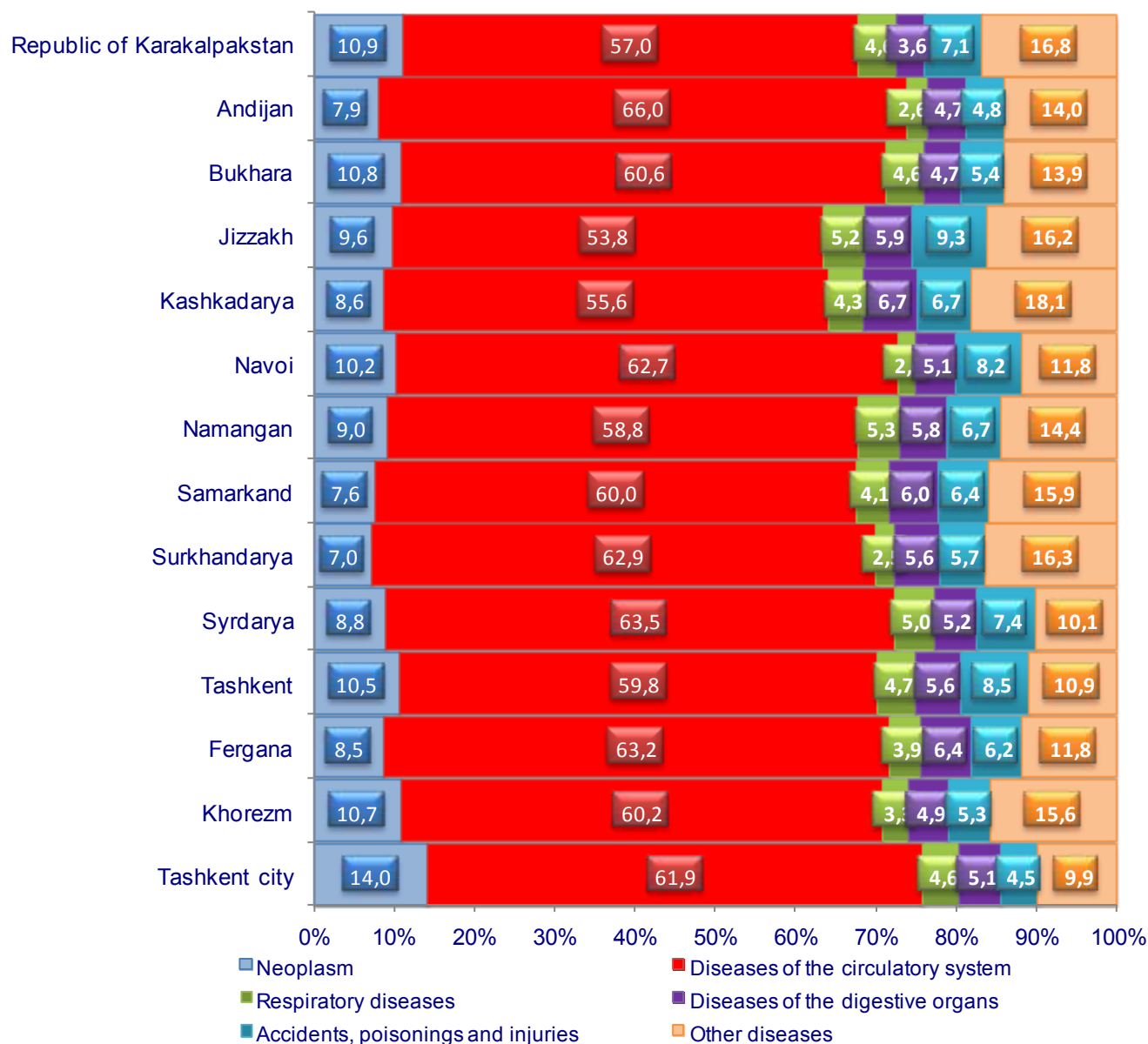
From the total number of registered deaths in January-December 2018, 60.3% died from circulatory system diseases, 9.7% - from neoplasms, 6.5% - from accidents, poisoning and injuries, 5.6% - from diseases of the digestive system, 4.0% - from respiratory diseases, 1.5% - from infectious and parasitic diseases. diseases and 12.4% from other diseases.

The total number of deaths of children under one year of age during the year was 7.5 thousand, of which 60.5% died from conditions arising in the perinatal period, 16.8% - from respiratory diseases, 11.7% from congenital anomalies, 2.5% from infectious and parasitic diseases, 2.3% from accidents, poisonings and injuries, 0.7% from diseases of the digestive system, 5.5% from other diseases.

Distribution of deaths on major causes (in relation to the total deaths, %)



Distribution of deaths on major causes In terms of regions (in relation to the total deaths, %)



Natural change of population.

In January-December 2018, natural change of population amounted to 613.6 thousand people and, increased for 58.8 thousand people compared to the same period of 2017, (in January-December 2017 - 554.8 thousand people).

Natural change:
613,6 thousand people

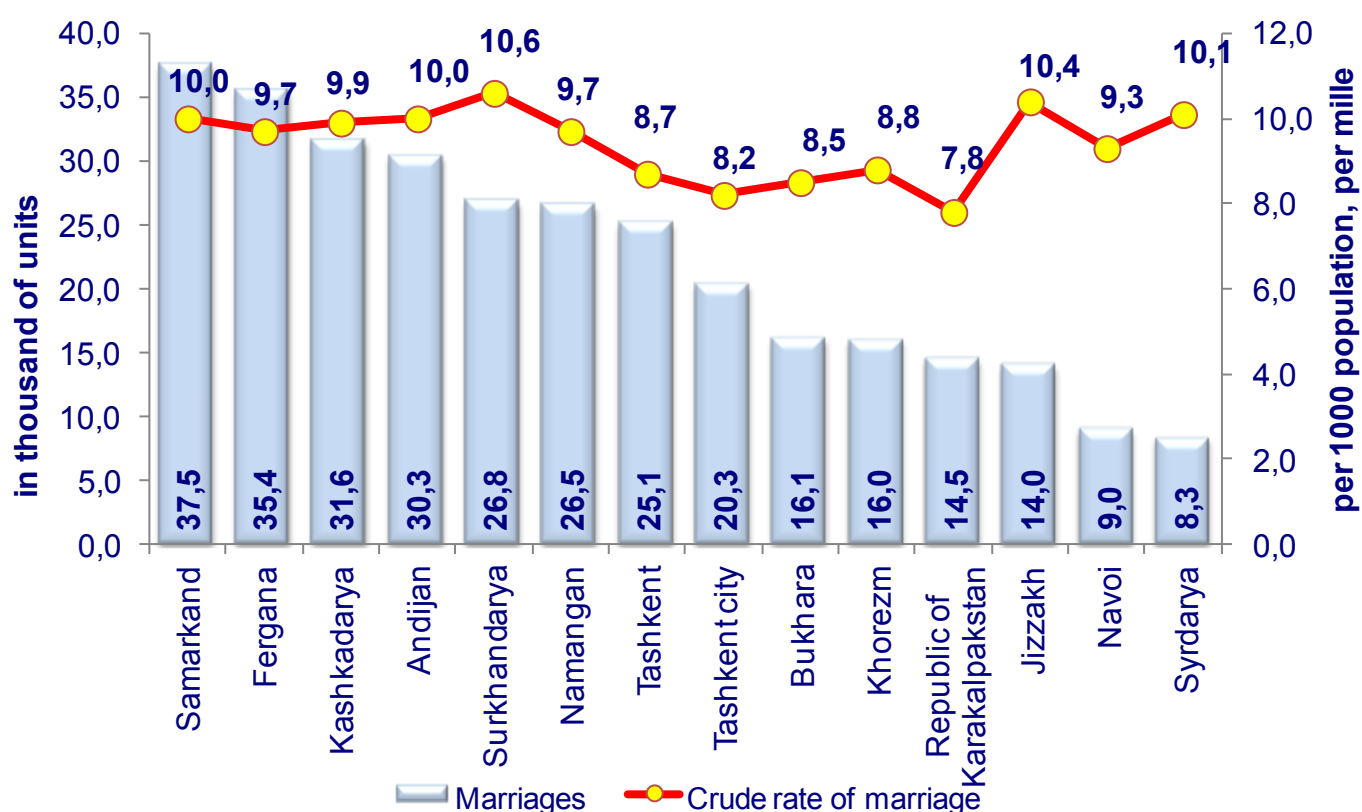


Demographic situation

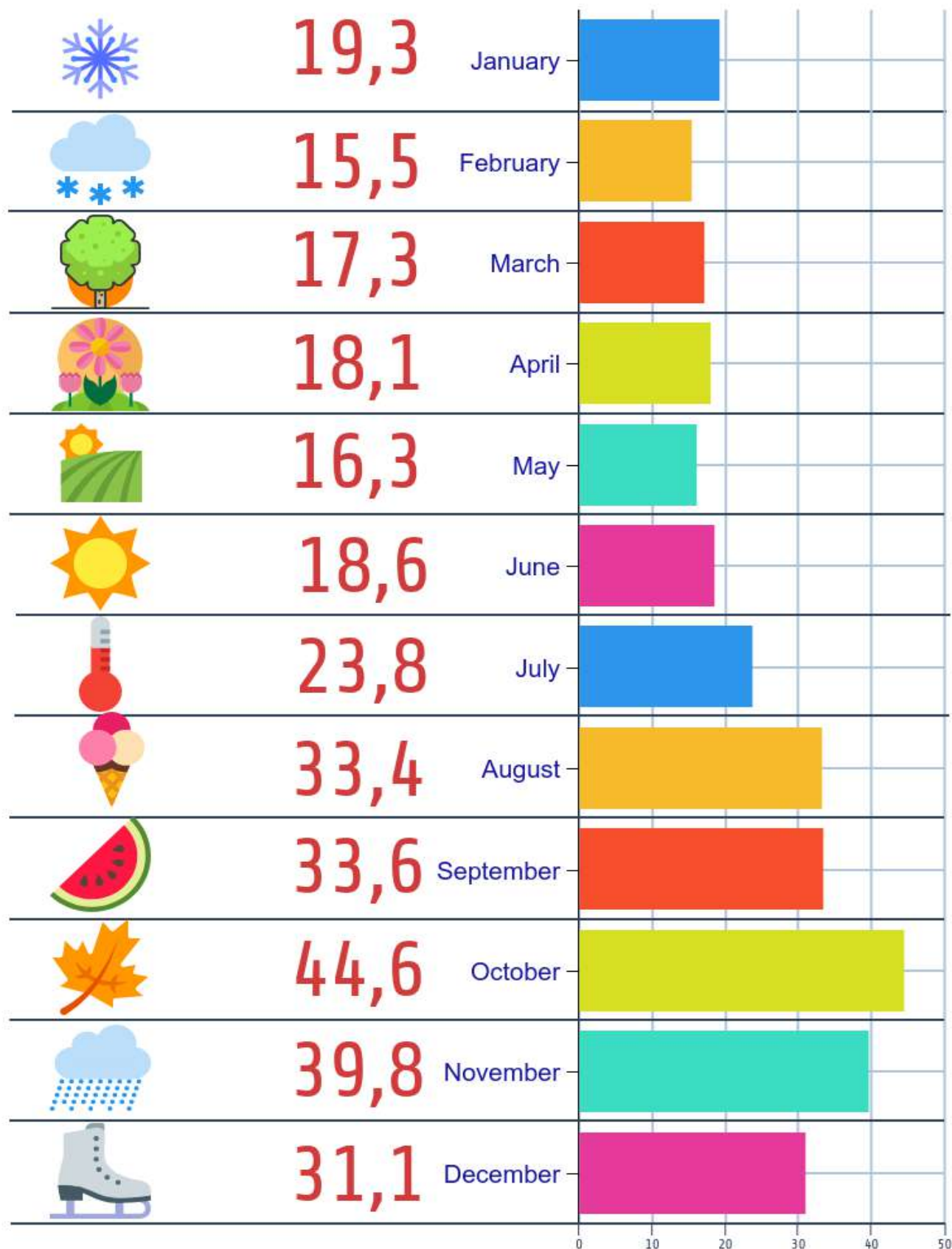
Marriages. During the period from January to December 2018, the Civil registry offices recorded 311.4 thousand marriages. In the republic, the crude marriage rate per 1000 population was 9.4 per mille.

The growth of registered marriages, compared to the same period of 2017 was observed in Syrdarya (by 12.2%), Jizzakh (6.9%), Tashkent (5.9%), Andijan (7.2%) regions and Tashkent city (5.7%).

Marriages and crude rate of marriage by regions
(January-December 2018, per 1000 population, per mille)



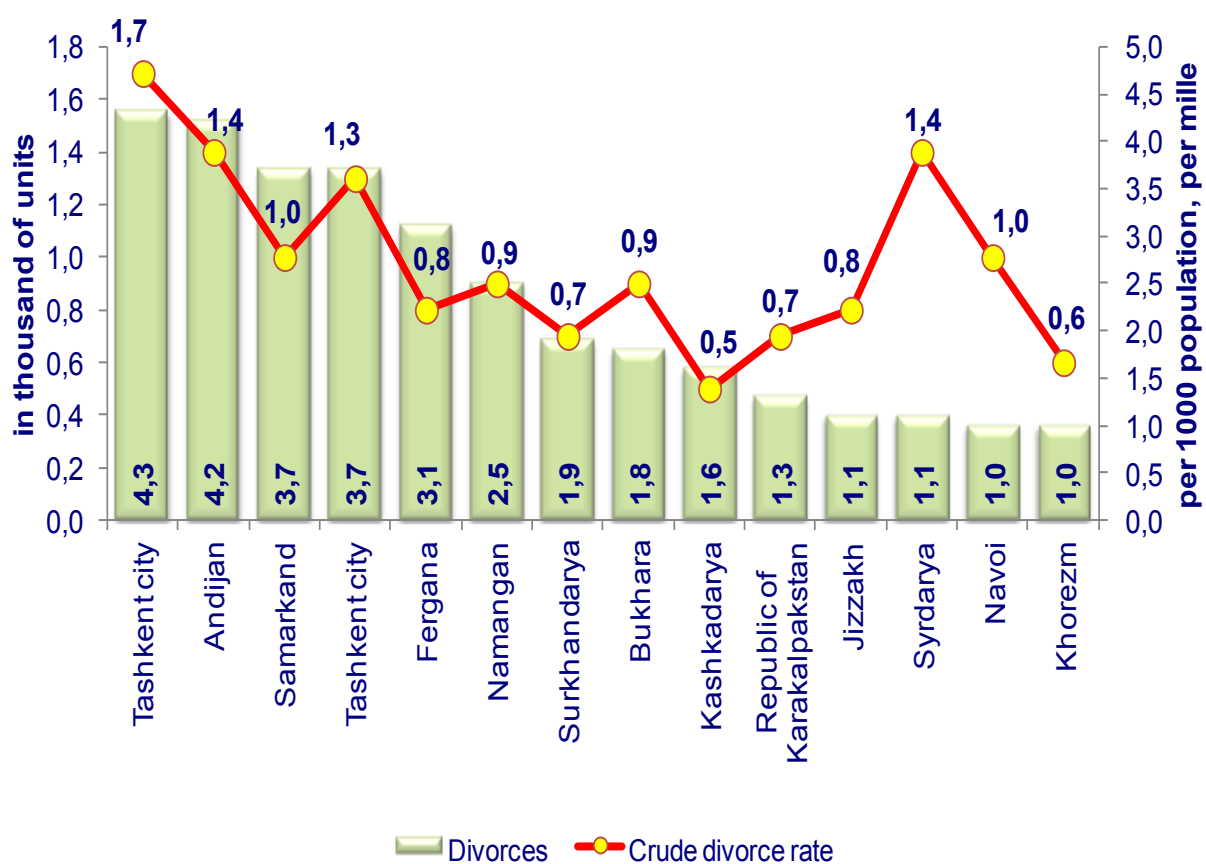
Number of marriages in the Republic of Uzbekistan
(January-December 2018, thousand units)




Demographic situation

Divorces. During the period from January to December 2018, the civil registry offices recorded 32.3 thousand divorces. In the republic, the crude divorce rate per 1000 population was 1.0 per mille.

The growth of registered divorces, compared to the same period of 2017, was observed in Andijan region (by 31.3%), Tashkent city (by 19.4%), as well as in Surkhandarya (by 5.6%) and Tashkent (by 2.8%) regions. Compared to the same period of 2017, a decrease was recorded in Khorezm (by 23.1%) and Kashkadarya (by 20.0%) regions.



The number of divorces in the Republic of Uzbekistan
(January-December 2018, thousand units)



Migration. In January-December 2018, the number of arrivals was 160.0 thousand people (internal - 157.2 thousand people, external - 2.8 thousand people), and the number of retired people - 176.2 thousand people (internal - 157, 2 thousand people, external - 19.0 thousand people). The migration balance reached minus 16.2 thousand people and, compared to the same period in 2017, increased by 2.4 thousand people.

Migration of population (thous. people)

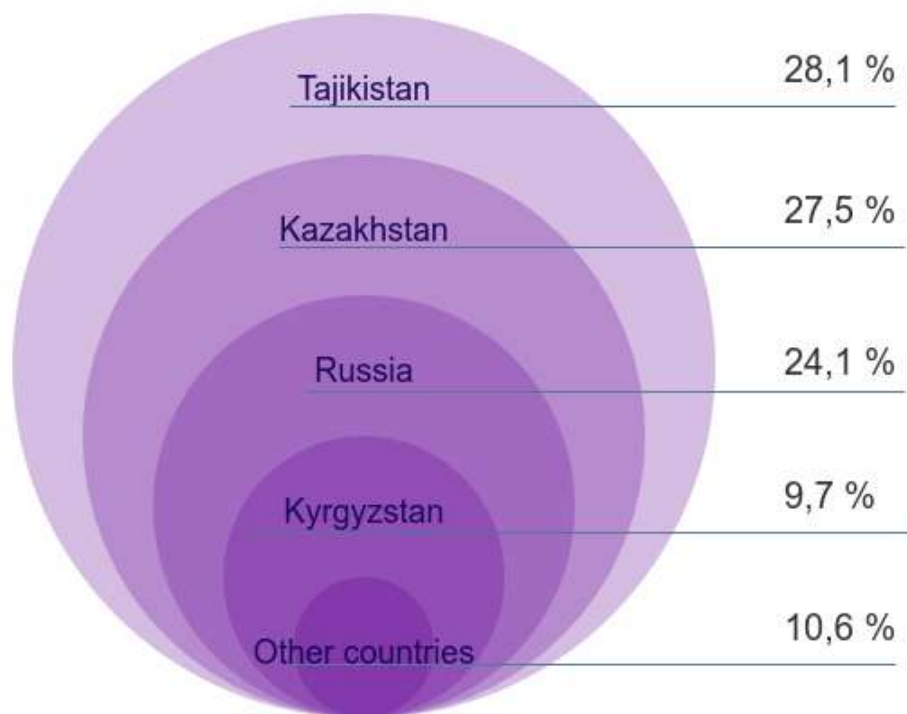
	January-December 2017	January-December 2018
Arrived	157,1	160,0
Departures	175,7	176,2
Migration balance	- 18,6	- 16,2

The high level of migration balance falls on Tashkent (minus 5.6 thousand people), Kashkadarya region, and the Republic of Karakalpakstan (minus 4.2 thousand people), as well as on Samarkand region (minus 3.7 thousand people).

The positive balance of migration was noted in Tashkent (plus 15.3).

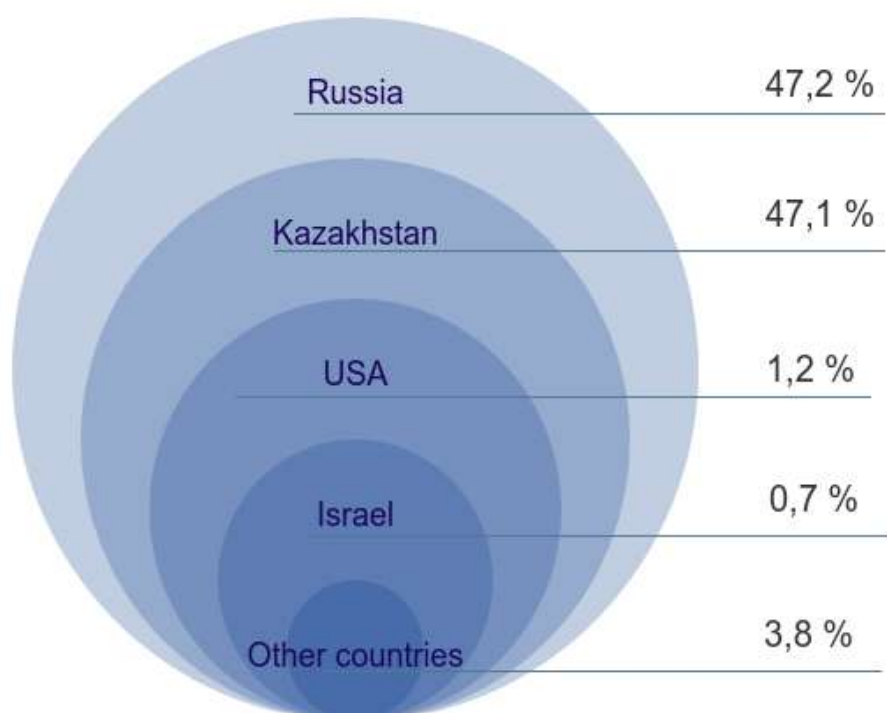


Distribution of arrivals from abroad to the Republic of Uzbekistan (January-December 2018 to the total number of arrivals from abroad,%)



The number of people who arrived in Uzbekistan for permanent residence from abroad - 2849 people

Distribution of departed abroad from the Republic of Uzbekistan (January-December 2018 to the total number of departures abroad,%)



The number of those who left Uzbekistan for permanent residence abroad - 19006 people

Demographic situation

Demographic situation in the capital. As of January 1, 2019, in the capital of the Republic of Uzbekistan, the city of Tashkent, the resident population amounted to 2,510.8 thousand people and, from the beginning of the year, it increased by 45.9 thousand people, or 1.9%.

2018

17,7



18,6



In January-December 2018, 46.3 thousand born children were registered. The birth rate per 1000 population was 18.6 per mille and, compared to the same period in 2017, increased by 0.6 per mille (in 2017 - 17.7 per mille).

6,3



The number of deaths in January-December 2018 was 15.7 thousand people, of which 581 are children who died before the age of 1 year. The mortality rate was 6.3 ppm and, compared to the same period of 2017, decreased by 0.4 ppm (in 2017 - 6.7 ppm).

11,0



12,3



The natural increase in the population of the capital amounted to 30.6 thousand people and, compared to the same period of 2017, increased by 3.9 thousand (in 2017 - 26.7 thousand people).

Civil registry offices for January-December 2018 registered 20.3 thousand marriages and 4.3 thousand divorces.

The marriage rate per 1000 population was 8.2 per mille and, compared to the same period in 2017, increased by 0.4 per mille (in 2017 - 7.8 per mille).

The divorce rate per 1000 population was 1.7 ppm and, compared to the same period of 2017, increased by 0.2 ppm (in 2017 - 1.5 ppm).

Marriage rate and divorce rate in Tashkent (per 1000 population, January-December)

