

# Demographic situation

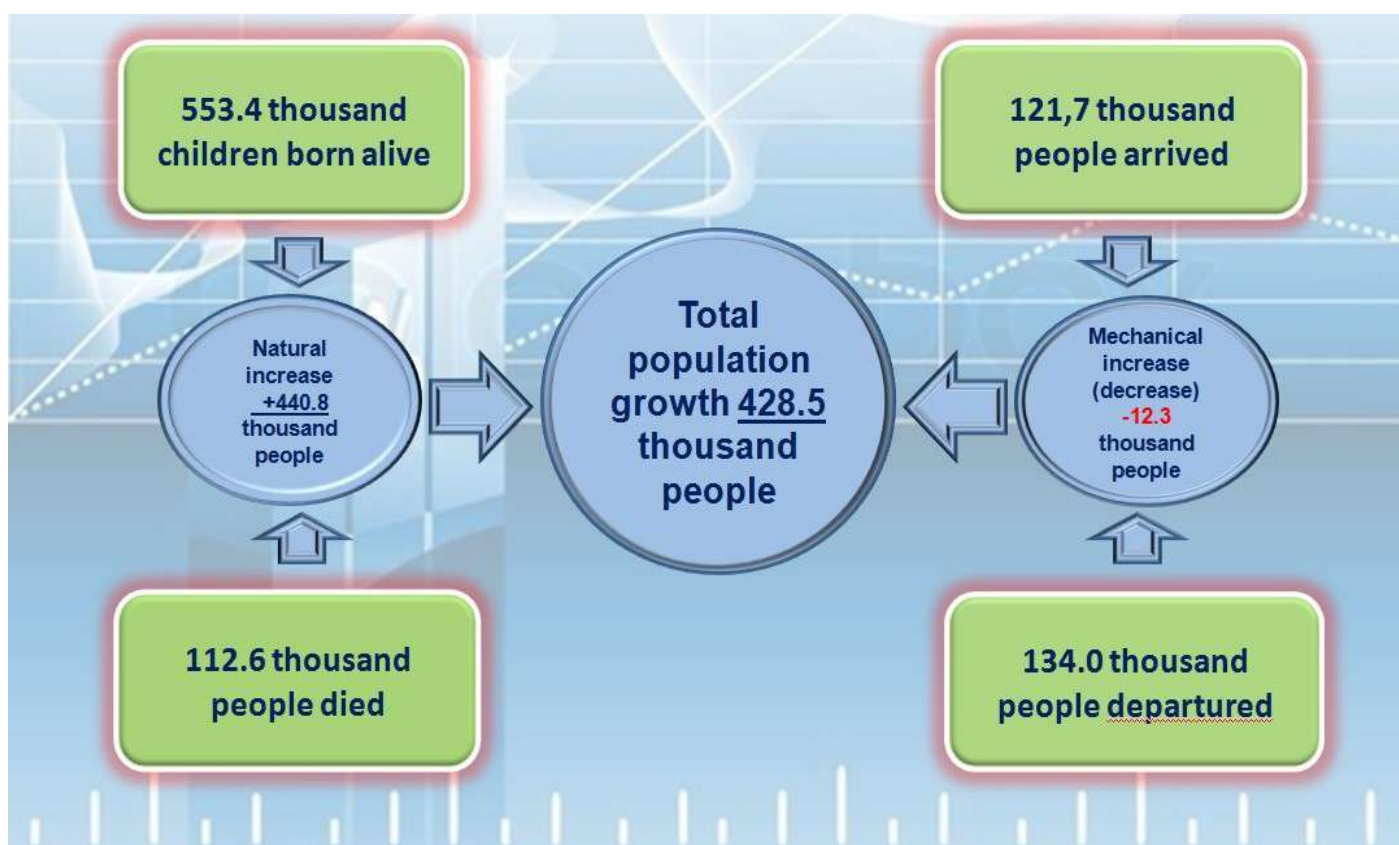
(preliminary data)

**Resident population:** As of October 1, 2018, the resident population of the Republic of Uzbekistan amounted to 33085.2 thousand people and since the beginning of the year increased by 428.5 thousand people, or 1.3%. In particular, the urban population was 16728.2 thousand people (50.6% of the total population), the rural population - 16357.0 thousand people (49.4%).

**Note:**  
**January-September 2018**

- Population increased by **428.5 thousand people**.
- The number of live births was **553.4 thousand children**.
- **112.6 thousand deaths** were recorded.
- Registry offices registered **196.0 thousand marriages** and **23.8 thousand divorces**

**General population growth of the Republic of Uzbekistan**  
(January-September 2018)



## Demographic situation

### Resident population by region (October 1, thousand)

	2017	2018 *	Growth rates over the previous year, %
<b>Republic of Uzbekistan</b>	<b>32 512,4</b>	<b>33 085,2</b>	<b>101,8</b>
Republic of Karakalpakstan	1 834,6	1 861,2	101,4
<i>regions:</i>			
Andijan	2 998,6	3 050,5	101,7
Bukhara	1 862,9	1 891,1	101,5
Jizzak	1 319,3	1 344,9	101,9
Kashkadarya	3 131,8	3 195,2	102,0
Navoi	954,4	969,7	101,6
Namangan	2 687,0	2 737,7	101,9
Samarkand	3 701,3	3 777,8	102,1
Surkhandarya	2 500,6	2 554,4	102,2
Sirdarya	812,6	825,8	101,6
Tashkent	2 853,0	2 888,2	101,2
Fergana	3 605,8	3 665,6	101,7
Khorezm	1 795,9	1 825,2	101,6
Tashkent city	2 454,6	2 497,9	101,8

\*preliminary data

Analysis by regions of the republic showed that as of October 1, 2018, the largest population was observed in Samarkand - 3,777.8 thousand people (the share in the total population of the republic was 11.4%) and Fergana - 3,665.6 thousand people (11.1%) regions, and the smallest - in Syrdarya - 825.8 thousand people (2.9%) and Navoi - 969.7 thousand people (2.5%) regions.

In terms of the regions, the largest population growth compared to the same period in 2017 was observed in Surkhandarya (by 2.2%), Samarkand (by 2.1%), Kashkadarya (by 2.0%), Jizzakh and Namangan (by 1,9%) regions and the city of Tashkent (1.8%). On the contrary, the lowest growth was observed in the Republic of Karakalpakstan (by 1.4%) and the Tashkent region (by 1.2%).

## Demographic situation

**Fertility.** In January-September 2018, 553.4 thousand births were registered (hereinafter the information as live births are meant as live births), respectively, the birth rate per 1000 population was 22.5 per thousand and, compared to the same period in 2017, increased 0.8 ppm (January-September 2017 - 21.7 ppm).

### NOTE

A child is considered born alive if one of the criteria for live birth is present (respiration, heartbeat, navel pulsation, involuntary muscle contraction). In this case, the gestation period of the mother should be from 22 weeks or more, the growth of the child - from 25 cm and more, weight - from 500 grams and more.

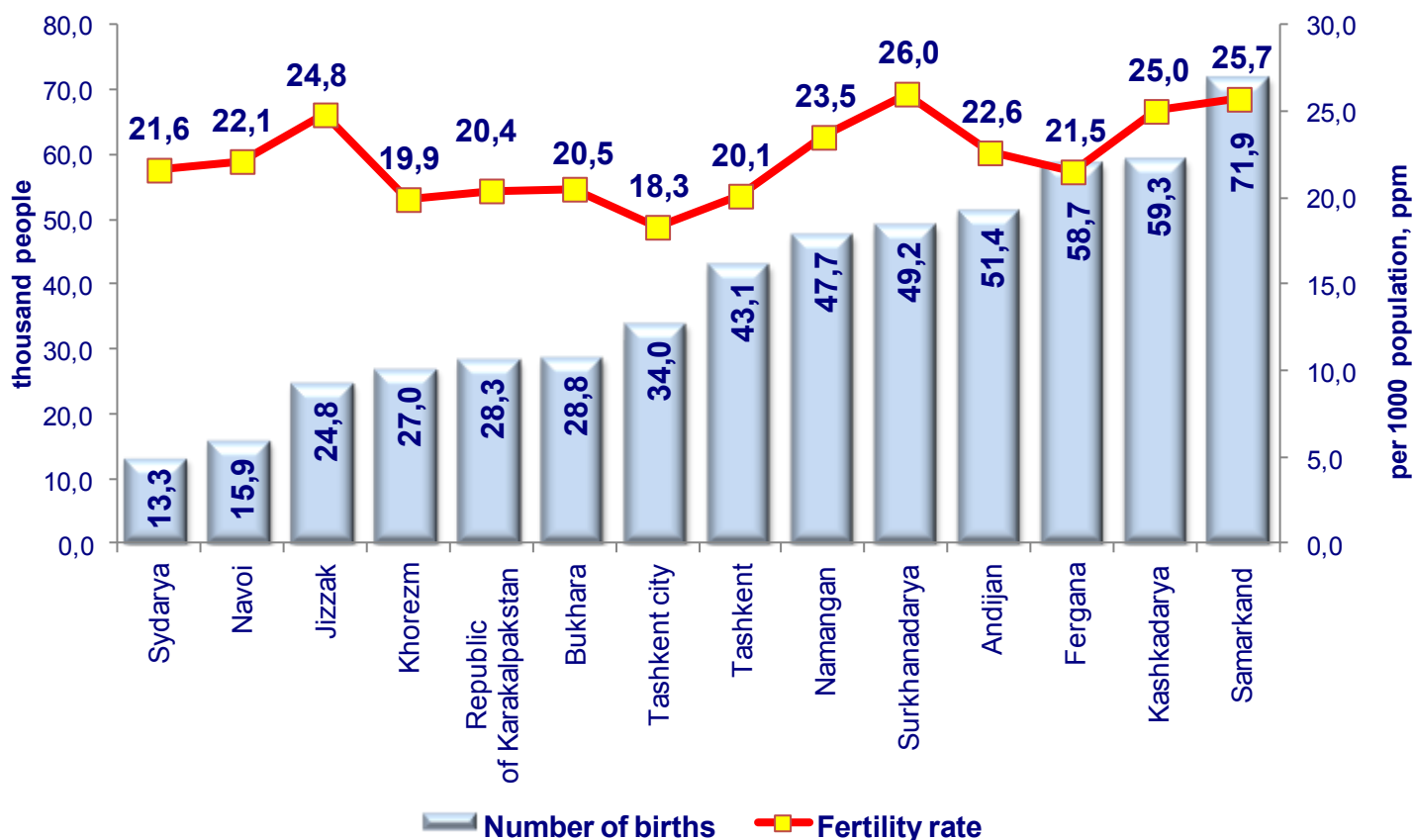
**Boys:**  
289,3  
thousand



**Girls:**  
264,1  
thousand



**Number and rate of births by region**  
(January-September 2018)



## Demographic situation

**Mortality.** In January-September 2018, 112.6 thousand deaths were recorded, respectively, the mortality rate was 4.6 per thousand and, compared to the same period in 2017, decreased by 0.2 per thousand (in January-September 2017 - 4.8 ppm).

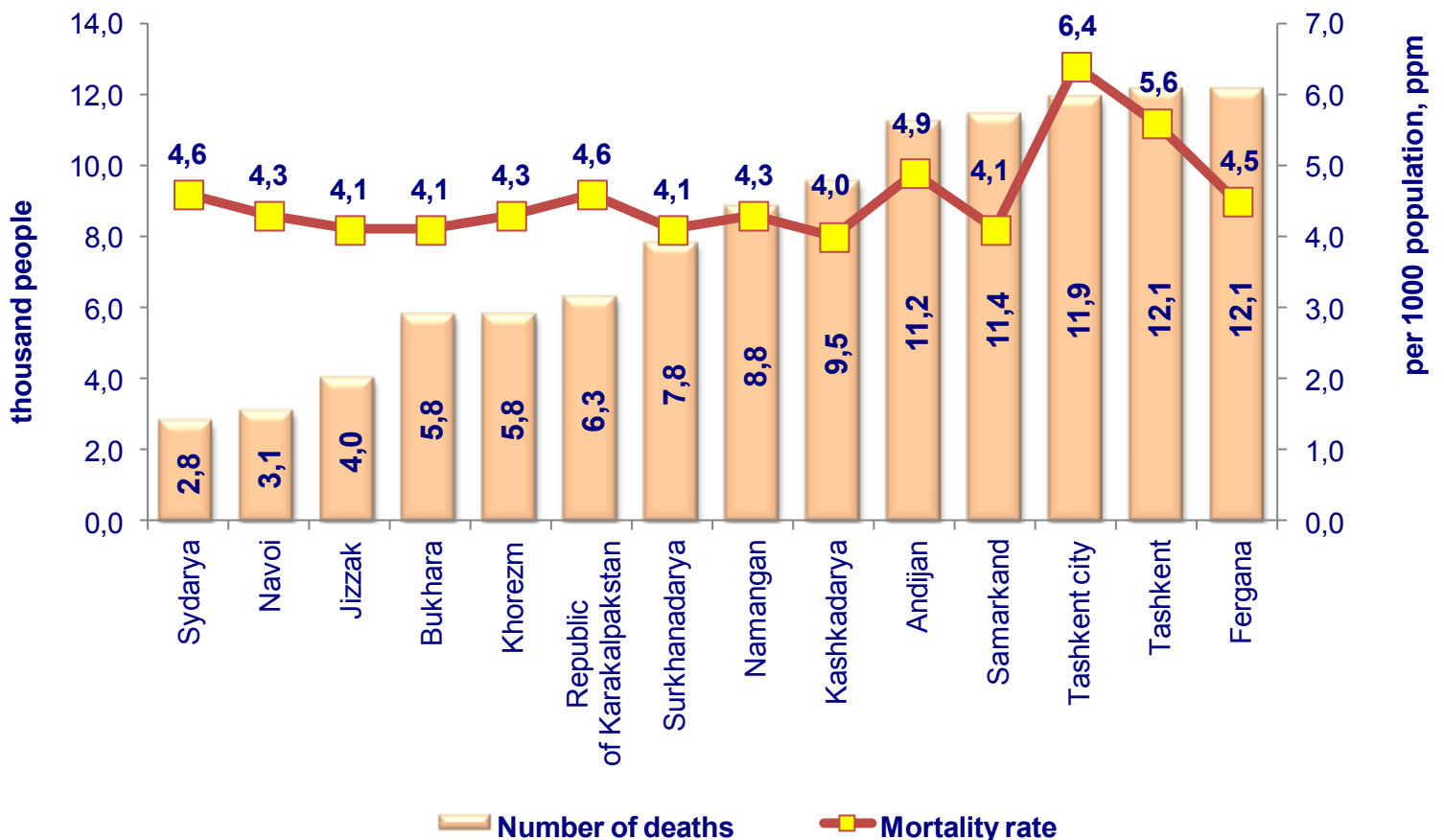
Men:  
61,1 thousand



Women:  
51,5 thousand



**Number and death rate by region**  
(January-September 2018)

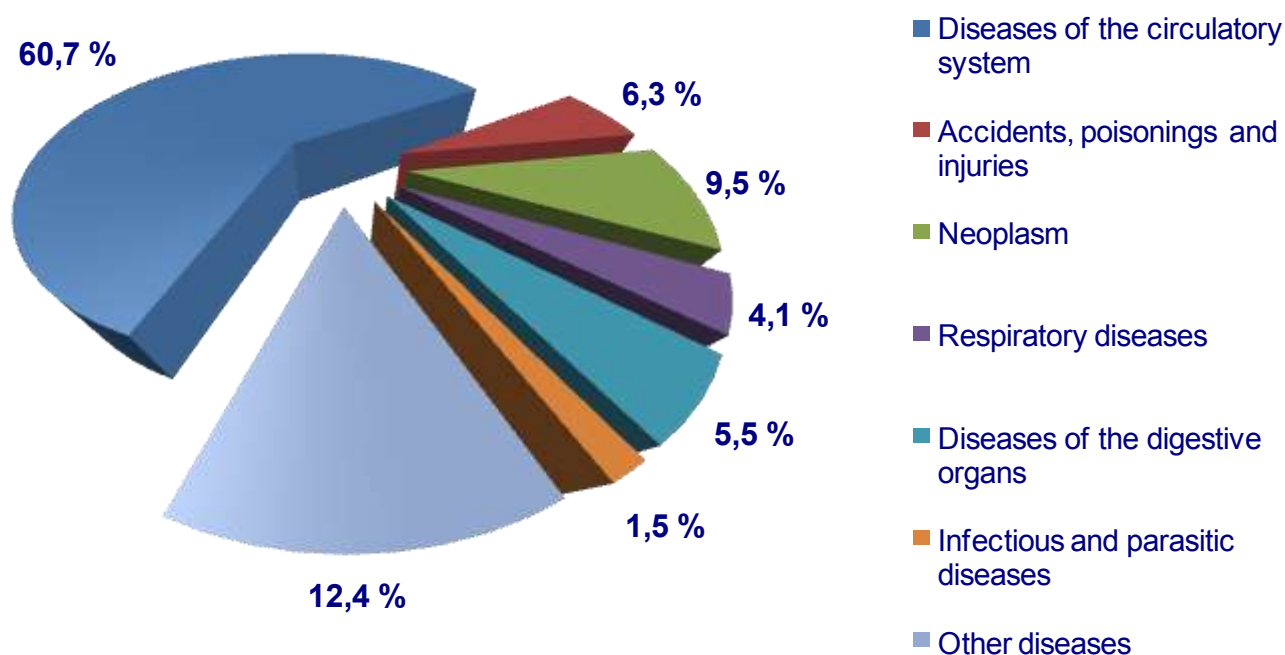


## Demographic situation

Of the total number of registered deaths in January-September 2018, 60.7% died from circulatory system diseases, 9.5% from neoplasms, 6.3% from accidents, poisonings and injuries, 5.5% from diseases of organs digestion, 4.1% from respiratory diseases, 1.5% from infectious and parasitic diseases, and 12.4% from other diseases.

The number of registered dead children under the age of 1 year was 5.6 thousand, of which 60.8% died from conditions arising in the perinatal period, 16.6% from respiratory diseases, 11.7% from congenital anomalies, 2.2% from accidents, poisoning and injuries, 2.2% from infectious and parasitic diseases, 0.8% from diseases of the digestive system, 5.7% from other diseases.

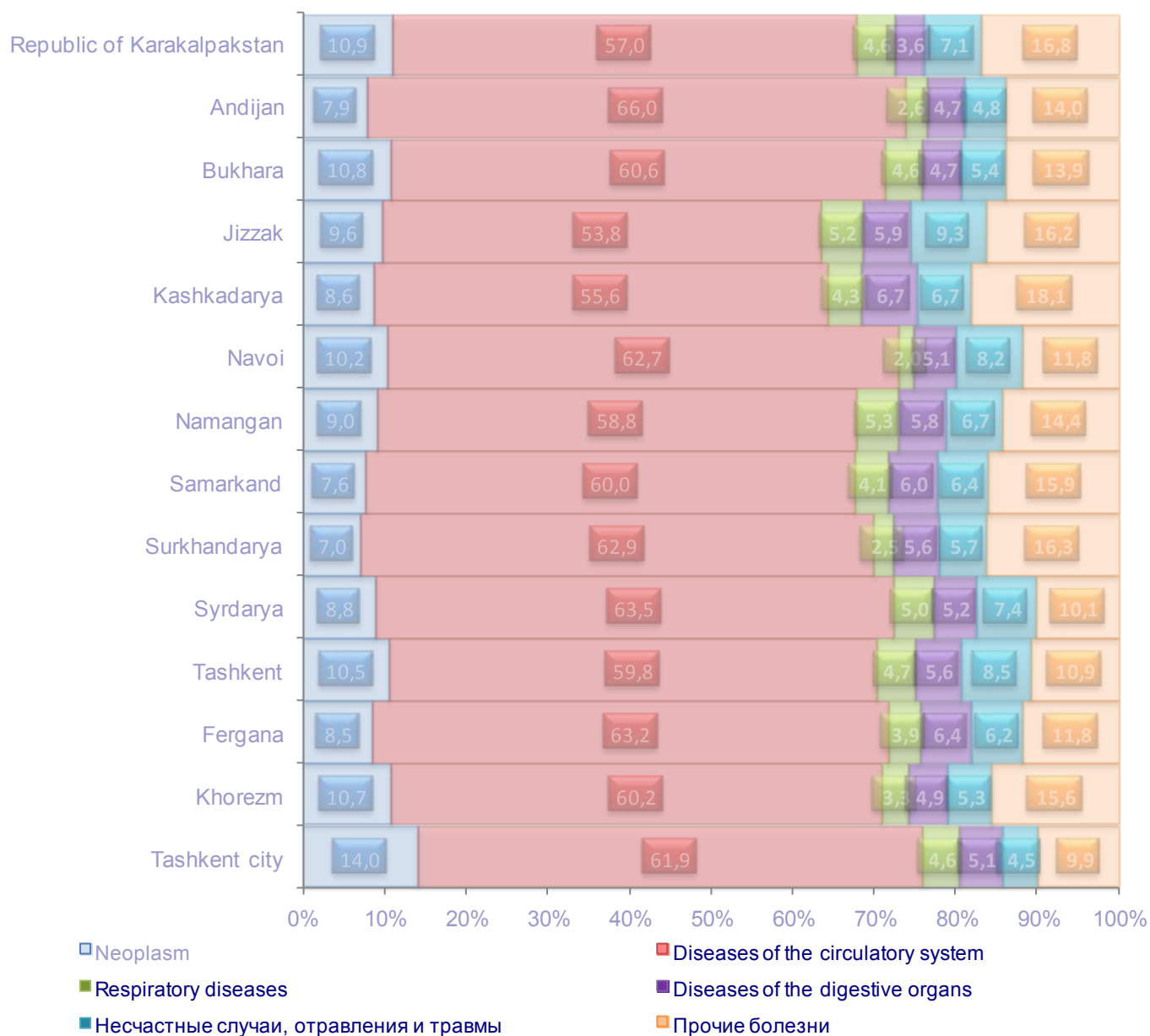
**Distribution of deaths by main causes of death**  
(in relation to the total number of deaths,%)



**January-September 2018**

## Demographic situation

### Distribution of the dead by region and the main causes of death (in relation to the total number of deaths,%)



**Natural population growth.** In January-September 2018, the natural population growth amounted to 440.8 thousand people and, compared to the same period in 2017, increased for 34.0 thousand people (in January-September 2017 - 406.8 thousand people).



Natural growth:  
440.8 thousand  
people

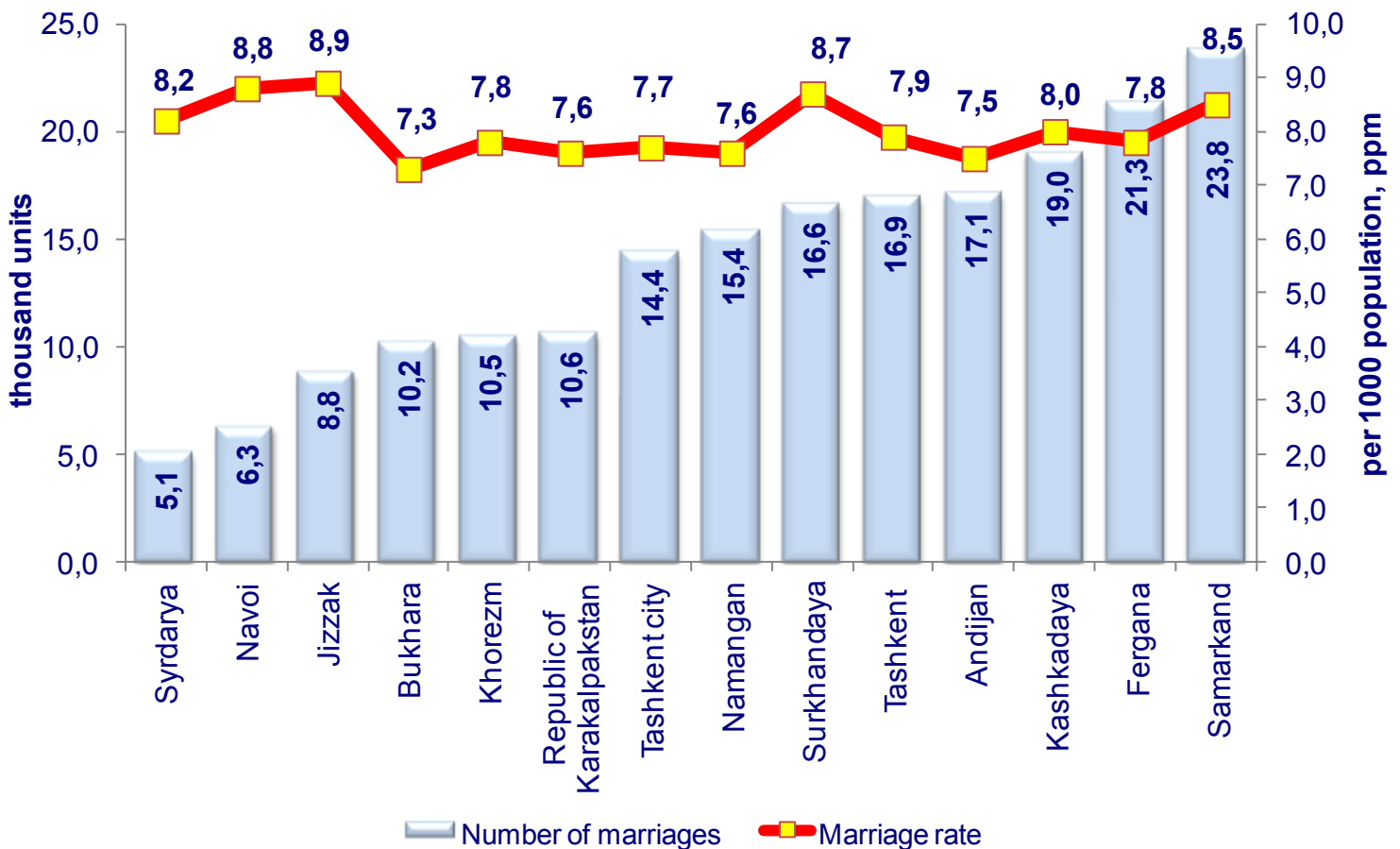


## Demographic situation

**Marriages.** For the period from January to September 2018, the civil registry offices registered 196.0 thousand marriages. In the republic, the marriage rate per 1000 population was 8.0 per thousand.

The growth of registered marriages, compared to the same period of 2017, was observed in Syrdarya (by 10.9%), Jizzakh (9.5%), Andijan (7.2%), Fergana (7.4%) and Tashkent (6 , 7%) regions.

**Number of marriages and marriage rate by region**  
(January-September 2018, per 1000 population, per thousand)

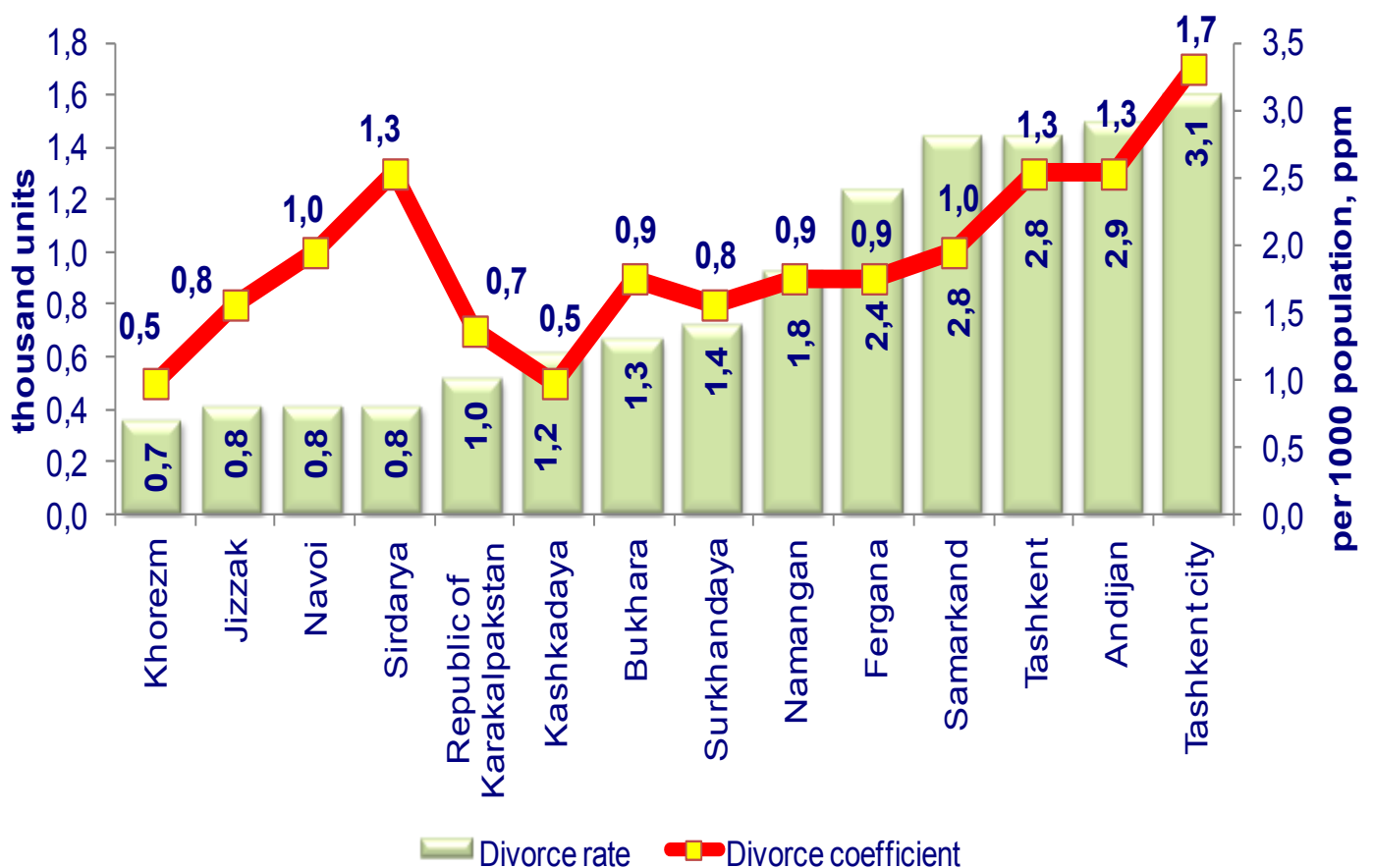


## Demographic situation

**Divorces.** For the period from January to September 2018, the registry offices registered 23.8 thousand divorces. In the republic, the divorce rate per 1000 population was 1.0 per mille.

The growth of registered divorces, compared to the same period in 2017, was observed in the Andijan (by 21.2%) region, the city of Tashkent (by 18.2%) and the Surkhandarya region (by 9.5%) in the region. Compared to the same period in 2017, a decrease was observed in the Khorezm (by 29.9%) and Kashkadarya (by 20.9%) regions.

**Divorce rate and divorce rate by region**  
(January-September 2018, per 1000 population, per thousand)





## Demographic situation

**Demographic situation in the capital.** As of October 1, 2018, in the capital of the Republic of Uzbekistan, Tashkent, the resident population amounted to 2,497.9 thousand people and since the beginning of the year increased by 33.0 thousand people, or 1.3%

### Natural movement in Tashkent (per 1000 population, ppm)

January-September 2017      January-September 2018

Births

17,6



18,3



Dead

6,7



6,4



Natural increase

10,9



11,9



In January-September 2018, 34.0 thousand born children were registered. The fertility rate per 1000 population was 18.3 ppm and, compared to the same period of 2017, increased by 0.7 ppm (in 2017 - 17.6 ppm).

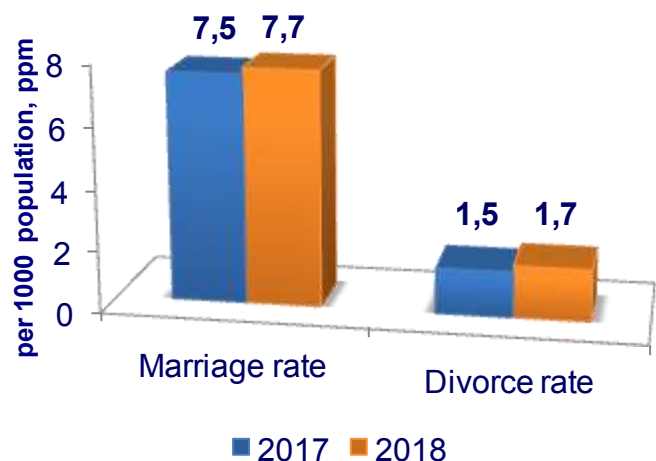
The number of deaths in January-September 2018 was 11.9 thousand people, of which 461 are children who died before the age of 1 year. The mortality rate was 6.4 ppm and, compared to the same period of 2017, decreased by 0.3 ppm (in 2017 - 6.7 ppm).

The natural increase in the population of the capital amounted to 22.1 thousand people and, compared to the same period of 2017, increased by 2.2 thousand (in 2017 19.9 thousand people).

In January-September 2018, the registry offices registered 14.4 thousand marriages and 3.1 thousand divorces. The marriage rate per 1000 population was 7.7 ppm and, compared to the same period of 2017, increased by 0.2 ppm (in 2017 - 7.5 ppm).

The divorce rate per 1000 population was 1.7 ppm and, compared to the same period of 2017, increased by 0.2 ppm (in 2017 - 1.5 ppm).

### Coefficient of marriage and divorce rate in Tashkent (per 1000 population, January-September)



## Demographic situation

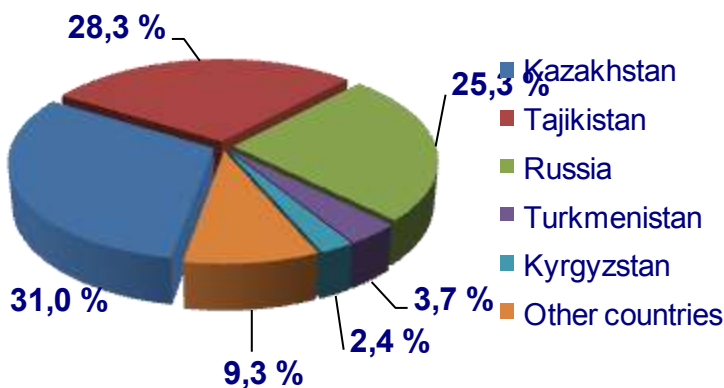
**Migration.** In January-September 2018, the number of arrivals was 121.7 thousand people (internal - 119.8 thousand people, external - 1.9 thousand people), and the number of retired people - 134.0 thousand people (internal - 119,8 thousand people, external - 14.2 thousand people). The migration balance amounted to minus 12.3 thousand people, and in the same period of 2017 - 14.9 thousand people.

### Migration (thousand people)

	January-September 2017	January-September 2018
<b>Arrivals</b>	120,6	121,7
<b>Departures</b>	135,5	134,0
<b>Migration balance</b>	-14,9	-12,3

The high level of migration balance falls on Tashkent (minus 4.1 thousand people), Kashkadarya (minus 2.1 thousand people) regions and the Republic of Karakalpakstan (minus 3.1 thousand people).

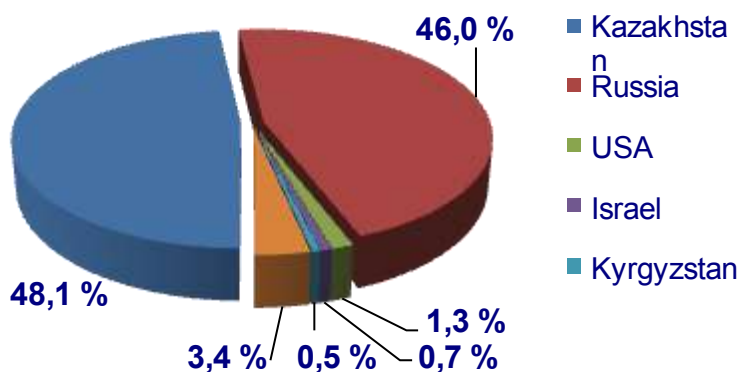
### Distribution of arrivals from abroad to the Republic of Uzbekistan (January-September 2018 to the total number of arrivals from abroad,%)



Number of arrivals in Uzbekistan for permanent residence from abroad - **1961 people**



### Distribution of departed abroad from the Republic of Uzbekistan (January-September 2018 to the total number of departures abroad,%)



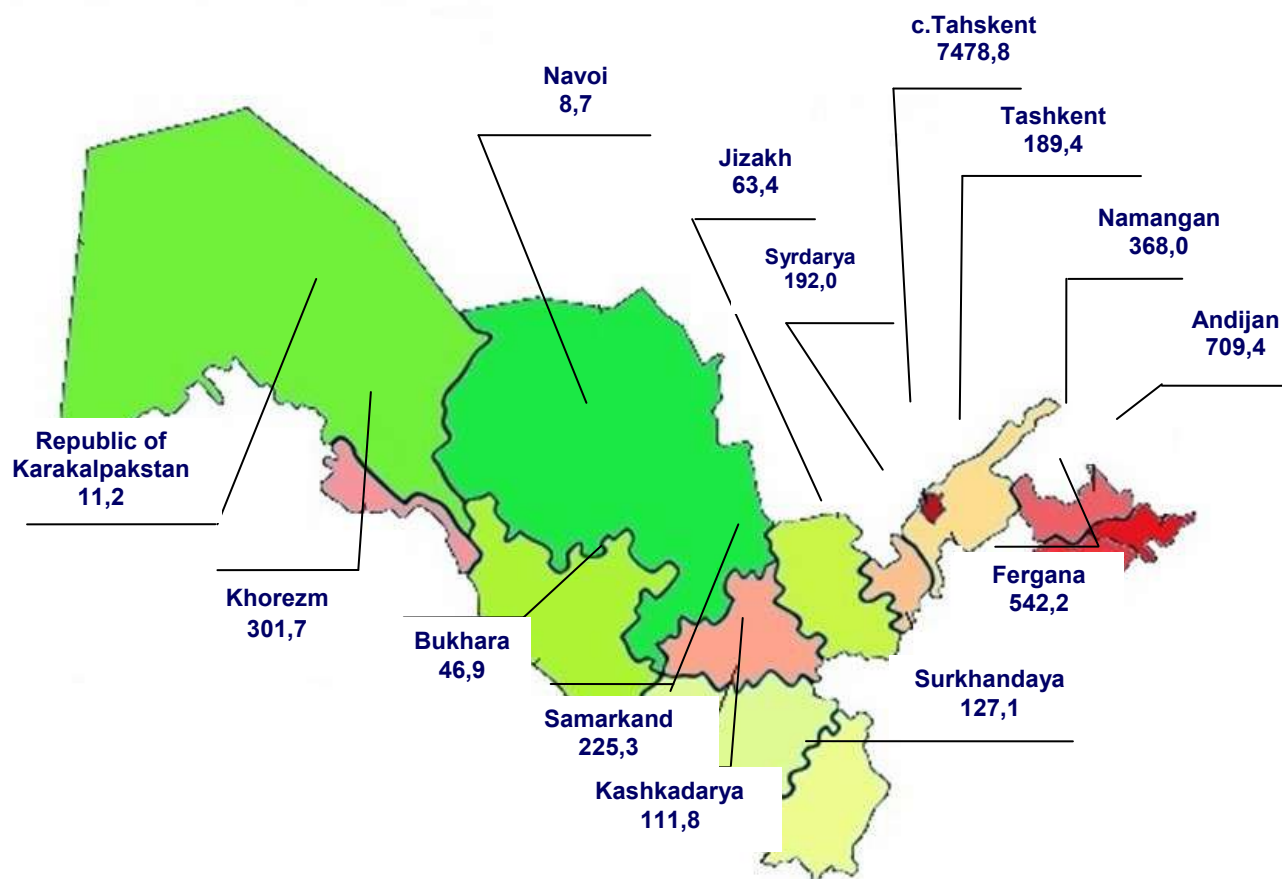
The number of those who left Uzbekistan for permanent residence abroad - **14195 people**



## Demographic situation

### Population density by region

(as of October 1, 2018, the number of population per 1 square kilometer, people)



The population density of the republic on October 1, 2018 per 1 square. Km there are 73.7 people (preliminary data).

**Department of Demography  
and Labor Statistics**

tel: (+998) 71-230-80-65