

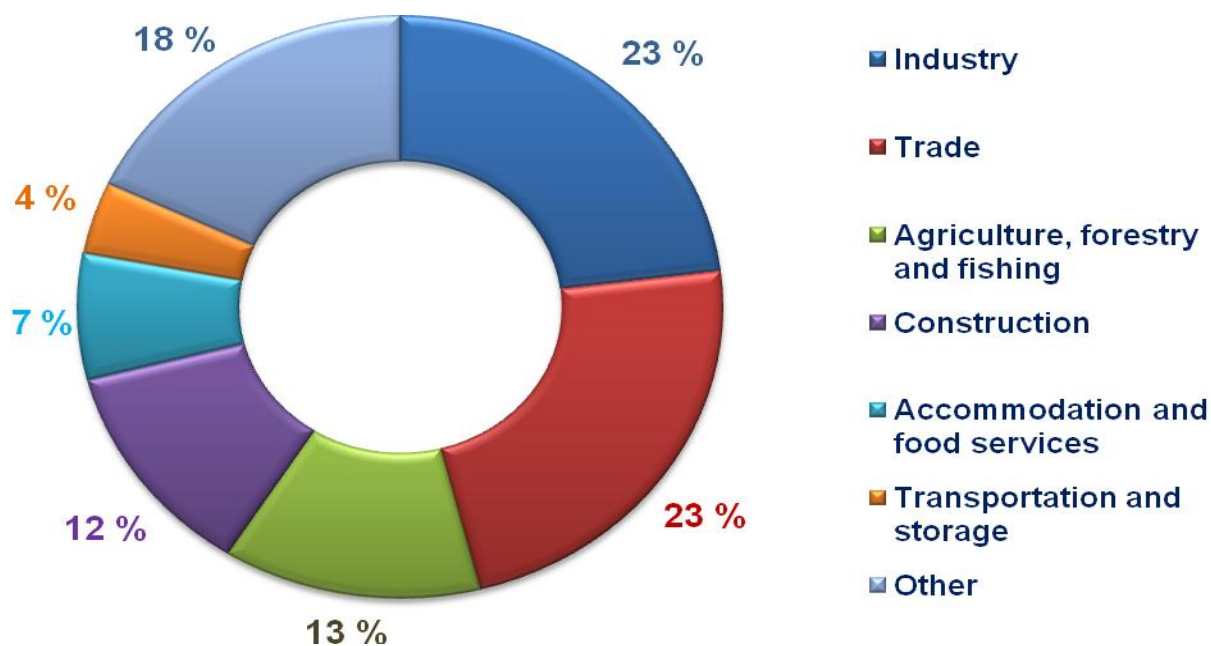


## Small business in the Republic of Uzbekistan

In January-March of the current year 13.2 thousand new small enterprises and micro-firms (without dehkan farms and farm enterprises) were newly created, which is 3.1 % less than in the same period in 2017.

The largest number of small enterprises and microfirms was created in industries (23 %), trade (23 %), agriculture, forestry and fishing (13 %), construction (12 %), accommodation and food services (7 %), transportation and storage (4 %).

### Share of newly created small enterprises and microfirms by economic activity in January-March 2018



In January-March 2018 small business entities:

– produced industrial products to the amount of 12796.7 billion soums (28.8 % of total industrial output) or 102.8 % to the level of January-March 2017;



– utilized 5358.6 billion soums of investments (31.8 % of total utilized investments) or 110.9 % to the level of January-March 2017;



– performed construction work to the amount of 5662.8 billion soums (61.2 % of total construction work) or 104.3 % to the level of January-March 2017;



– produced (rendered) services to the amount of 17661.9 billion soums (55.3 % of total services) or 96.5 % to the level of January-March 2017;



- formed 87.2 % of the total retail trade turnover, which amounted to 23606 billion soums (growth by 0.3 %);

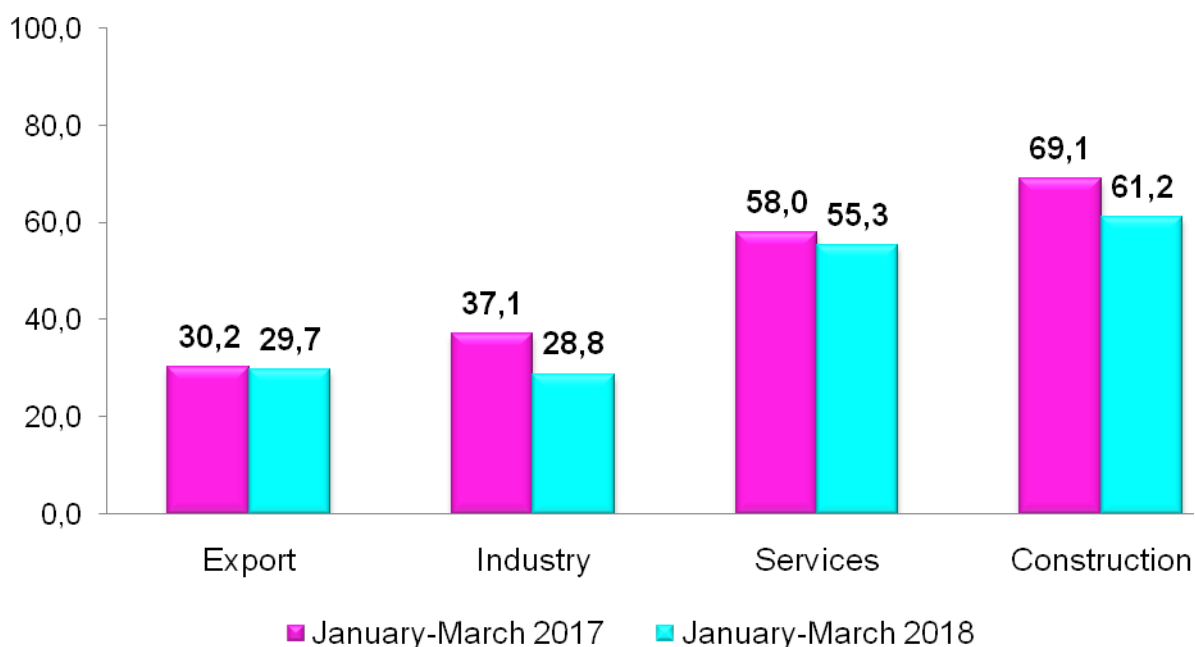
– exported products (goods and services) to the amount of USD 1213.3 million (29,7 % of total exports), which is USD 437.6 million (56.4 %) more than in 2017;



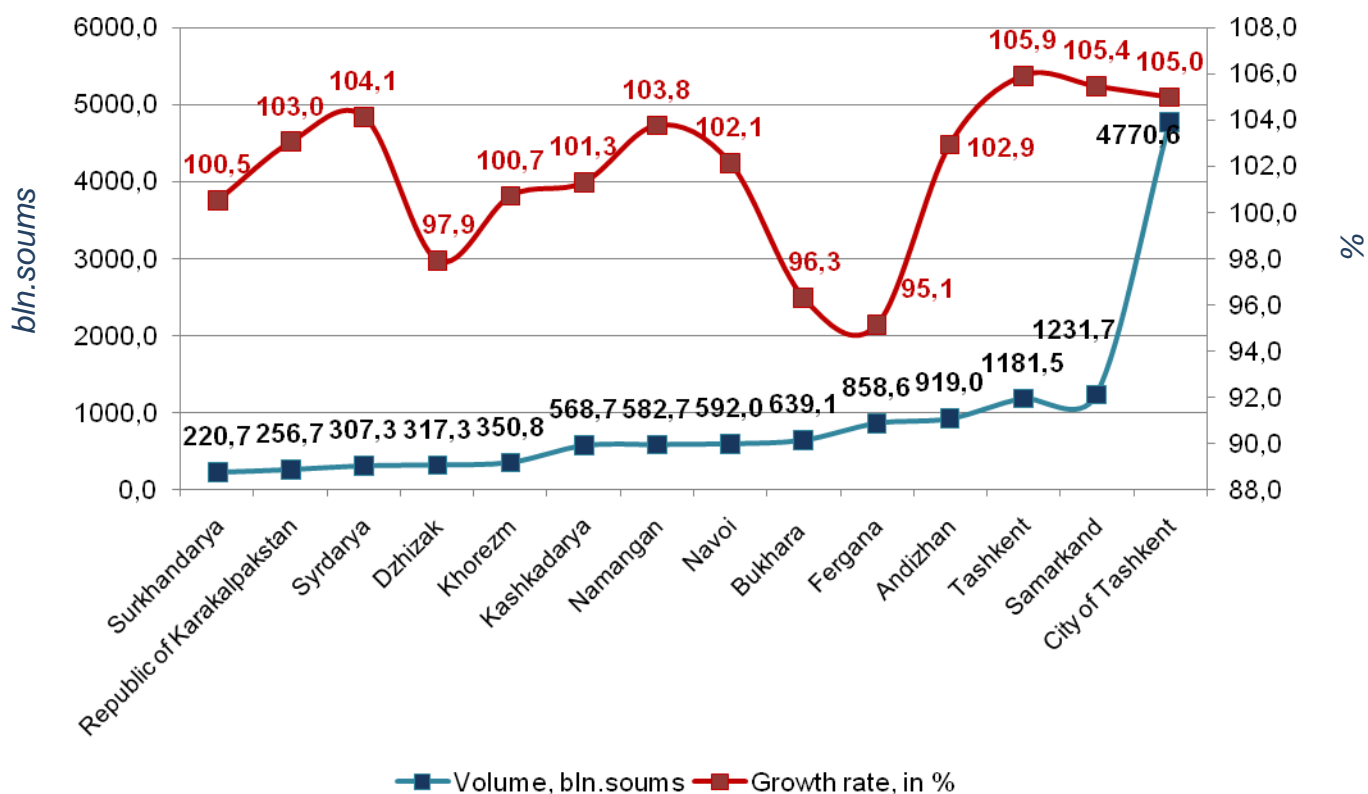
- ensured the growth of freight turnover of motor transport by 4.0 % (76.2 % of total freight turnover);
- ensured the growth of passenger turnover by 2.7 % (94.6% of total passenger turnover);

At the regional level the largest volume of industrial production belongs to the city of Tashkent (4770.6 billion soums), Samarkand region (1231.7 billion soums) and Tashkent region (1181.5 billion soums).

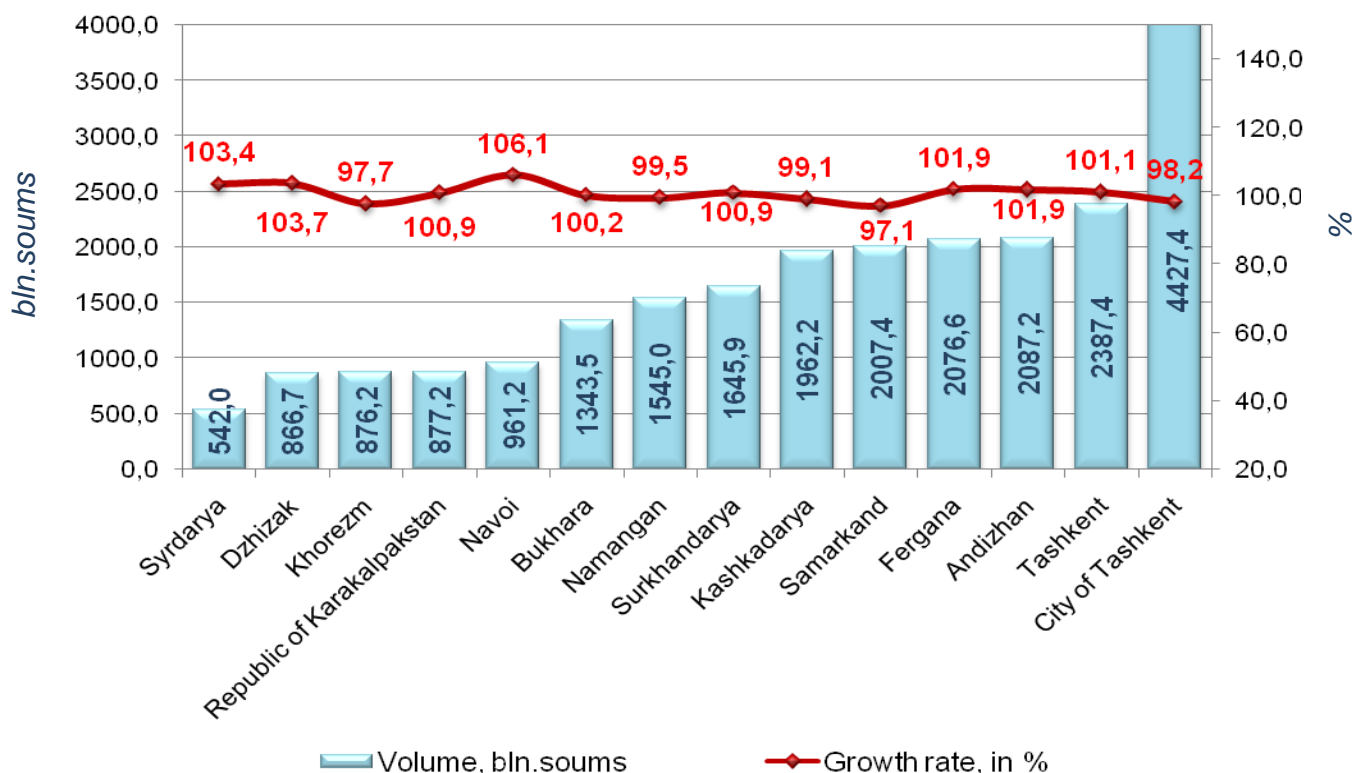
### Share of small business (percent of total)



## Volume and growth rates of production of industrial products of small business by regions in January-March 2018

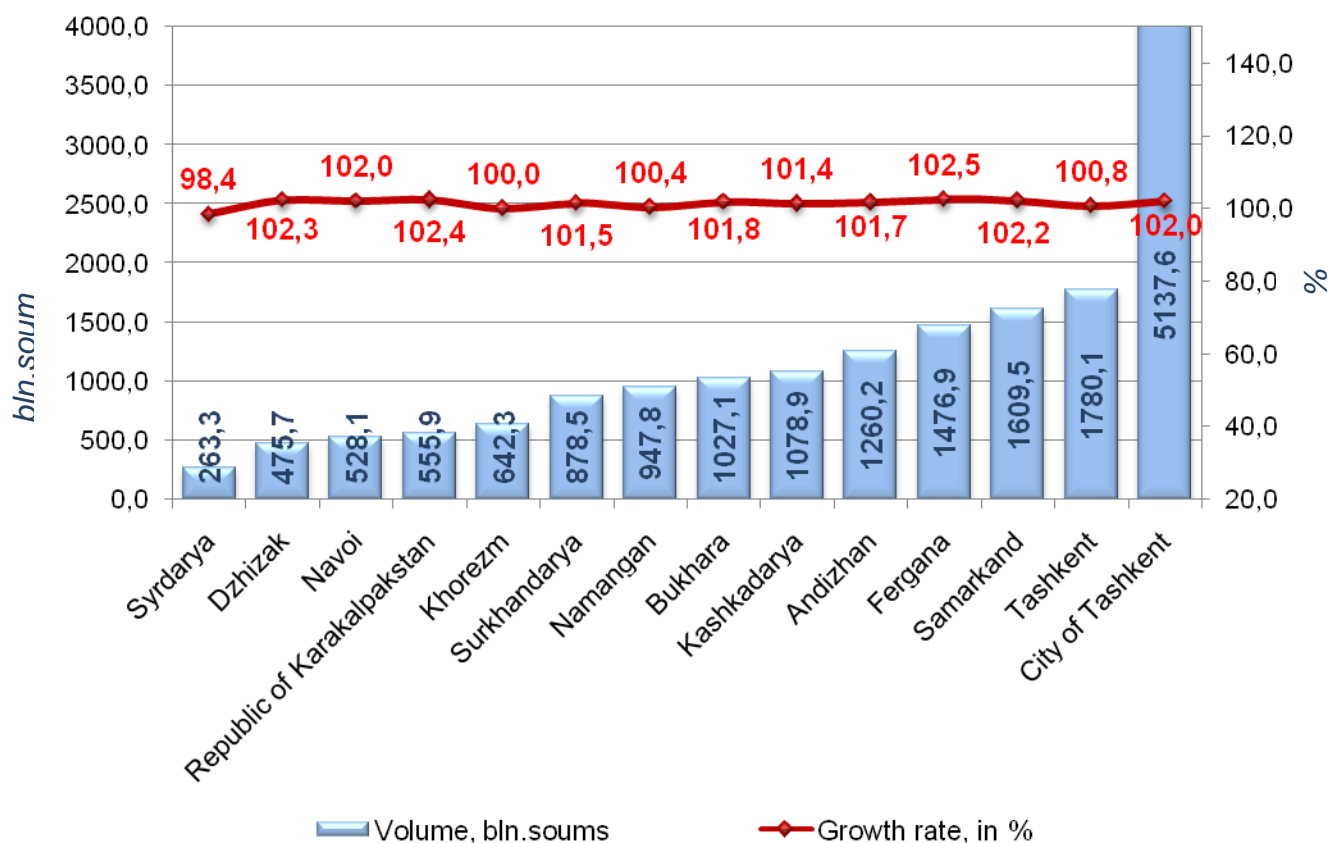


## Volume and growth rates of retail trade turnover of small business by regions in January-March 2018



At the regional level the largest volume of retail trade turnover belongs to the city of Tashkent (4,427.4 billion soums), Tashkent region (2387.4 billion soums), Andizhan region (2087.2 billion soums).

### Volume and growth rates of small business in the service sector by regions in January-March 2018



At the regional level the largest volume of services falls on the city of Tashkent (5137.6 billion soums), Tashkent region (1780.1 billion soums) and Samarkand region (1609.5 billion soums).

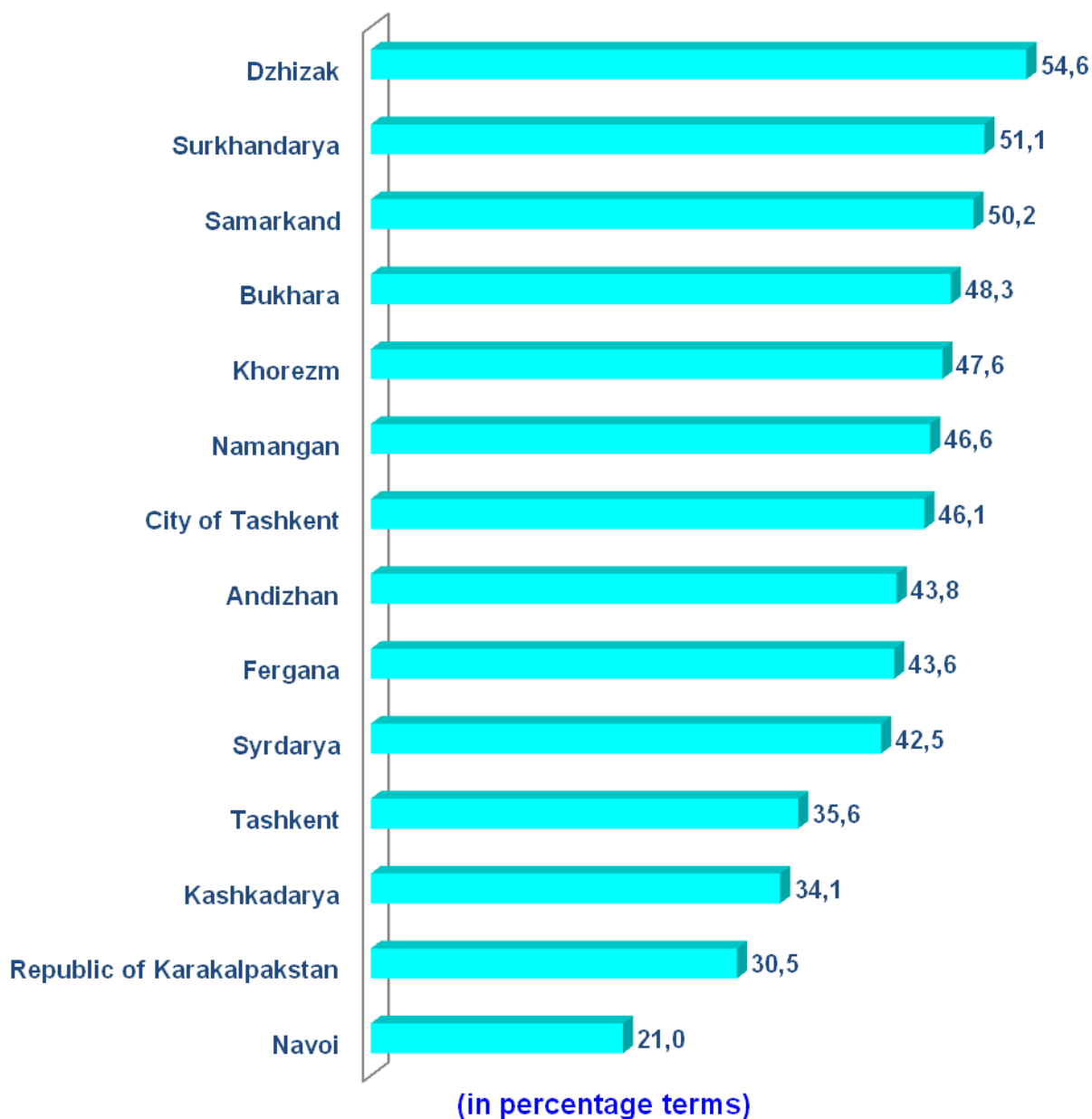
**Share of small business by regions  
in January-March 2018  
(percent)**

	<i>Industry</i>	<i>Construction</i>	<i>Services</i>
<b>Republic of Uzbekistan</b>	<b>28,8</b>	<b>61,2</b>	<b>55,3</b>
Republic of Karakalpakstan	11,8	87,0	59,1
<i>regions:</i>			
Andizhan	20,9	97,1	73,1
Bukhara	33,6	73,3	74,2
Dzhizak	48,7	98,8	72,0
Kashkadarya	17,4	86,0	71,3
Navoi	11,3	69,6	64,0
Namangan	57,9	96,1	71,7
Samarkand	53,2	96,6	74,8
Surkhandarya	32,5	87,2	73,8
Syrdarya	32,0	96,2	63,9
Tashkent	16,6	82,8	74,8
Fergana	31,0	94,3	74,9
Khorezm	27,5	91,9	69,3
City of Tashkent	67,1	68,9	50,6

At the regional level the largest share of small business in industry falls on the city of Tashkent (67.1%), Namangan region (57.9 %) and Samarkand region (53.2 %), in services - on Fergana region (74.9 %), Samarkand region and Tashkent region (74.8 %), Bukhara region (74.2 %), Surkhandarya region (73.8 %), Andizhan region (73.1%), in construction - on Dzhizak region (98.8 %), Andizhan region (97.1 %), Samarkand region (96.6 %) and Namangan region (96.1 %).

In January-March 2018 the share of small business in GDP was 34.3 % (39.6 % in January-March 2017). The decrease is due to the increase in the share of large enterprises in the GDP structure.

### Share of small business in GRP in January-March 2018



At the regional level the largest share of small business in the GRP falls on Dzhizak region (54.6 %), Surkhandarya region (51.1 %), Samarkand region (50.2 %) and Bukhara region (48.3 %). In Navoi region this indicator remains low and is equal to 21.0 %.

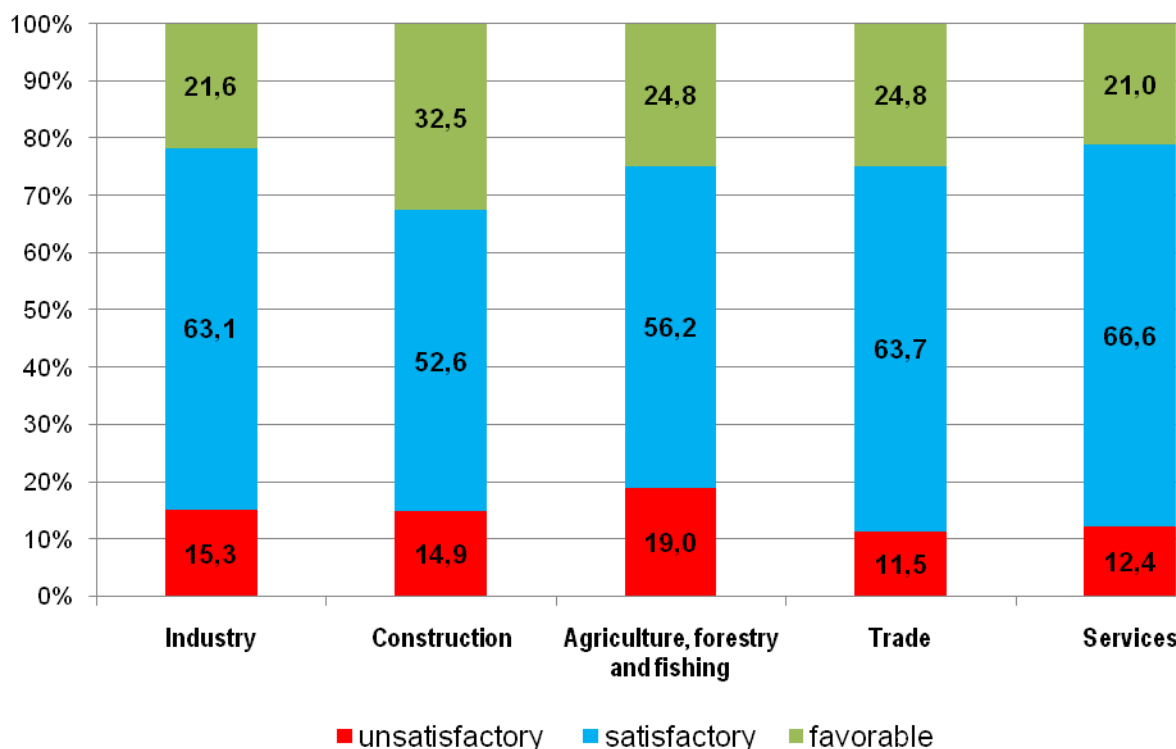


Based on the results of the first quarter of 2018 a sample survey on the economic activity of newly created small enterprises and microfirms was conducted. More than 950 respondents took part in it.

According to the survey in construction 32.5 % of enterprises consider the economic situation to be favorable, 52.6 % - satisfactory, in trade - 24.8 % and 63.7 %, in services - 21.0 % and 66.6 %, in agriculture, forestry and fishing - 24.8 % and 56.2 %, in industry - 21.6 % and - 63.1 % respectively.

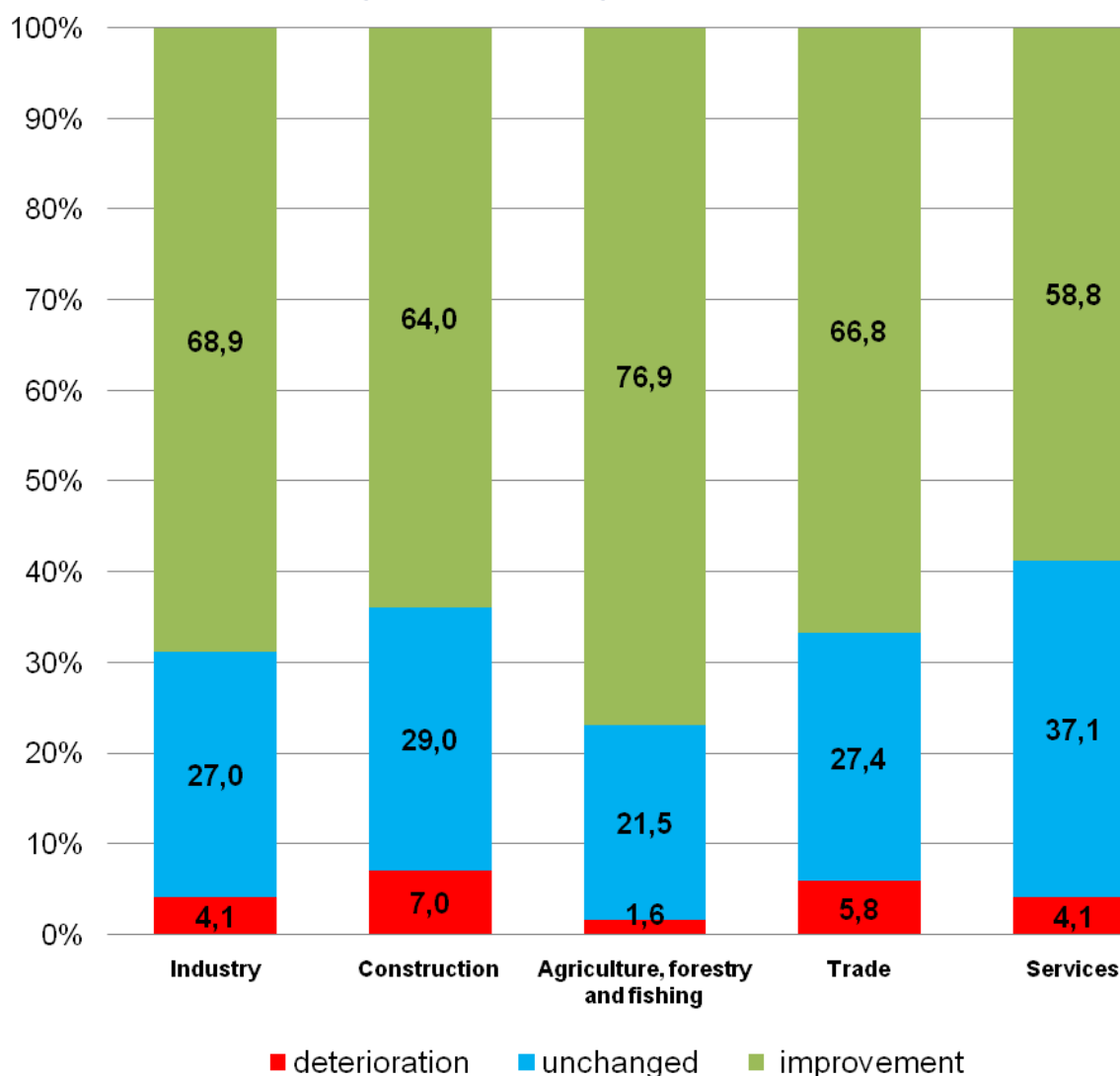
The number of pessimists regarding the assessment of the current economic situation in construction is 14.9 %, trade - 11.5 %, agriculture, forestry and fishing - 19.0 %, services - 12.4 %, industry - 15.3 %.

### Assessment of the economic situation in the first quarter 2018



68.9 % of enterprises in industry, 66.8 % in trade, 58.8 % in services, 76.9 % in agriculture, forestry and fishing and 64.0 % in construction look forward to **improvement the economic situation** during the following three months.

## Assessment of prospects for changing economic situation during the following three months



An analysis of the results of the survey of newly created small enterprises and microfirms shows that the measures taken to improve the business environment in entrepreneurship contribute to the respondents' confidence in the positive assessment of the economic situation in the short term.

**Department of Business Environment  
Surveys, Business Development Statistics**

Responsible: Ravshanov O.

Tel: 99871 230-80-75