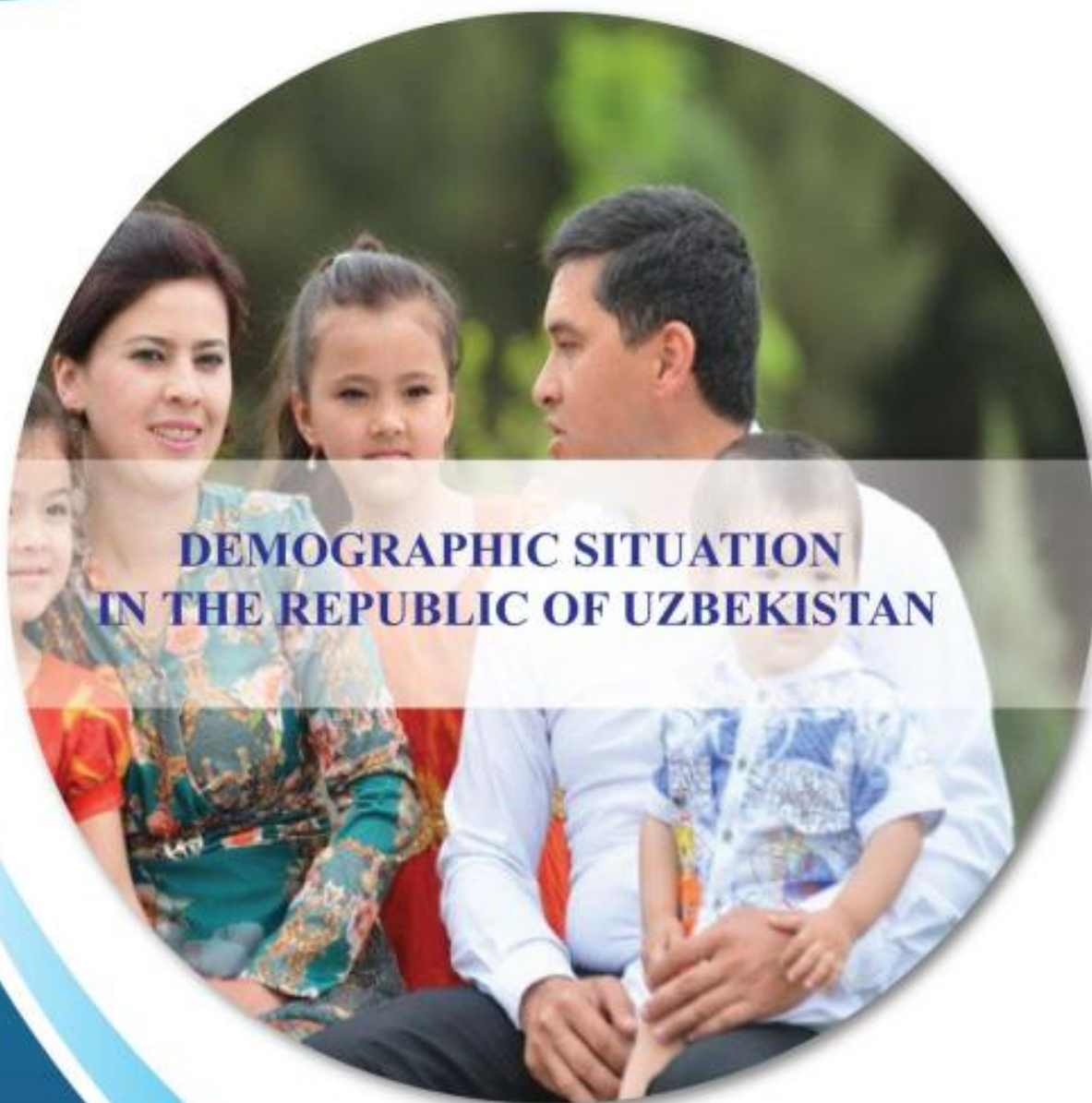




THE STATE COMMITTEE OF THE REPUBLIC
OF UZBEKISTAN ON STATISTICS



**DEMOGRAPHIC SITUATION
IN THE REPUBLIC OF UZBEKISTAN**








January-June 2021



DEMOGRAPHIC SITUATION IN THE REPUBLIC OF UZBEKISTAN

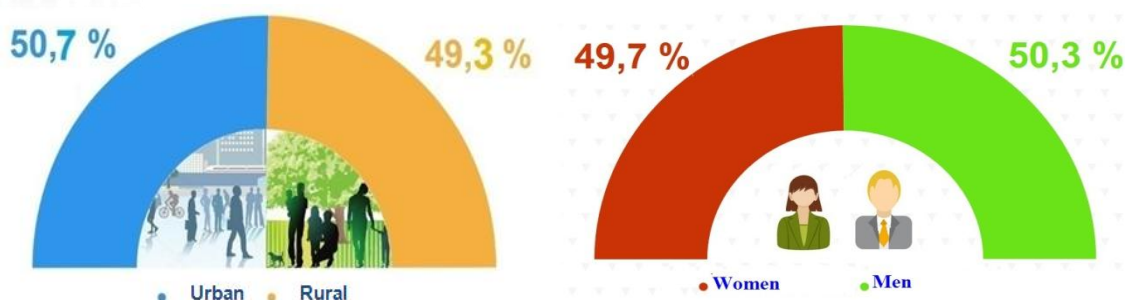
(preliminary data)

The resident population of the Republic of Uzbekistan as of July 1, 2021 amounted to **34 860.2** thousand people and, since the beginning of this year, has increased by **301.3** thousand people, or **0.9%**. In particular, the urban population reached **17 664.8** thousand people (**50.7%** of the total population), rural - **17 195.4** thousand people (**49.3%**).

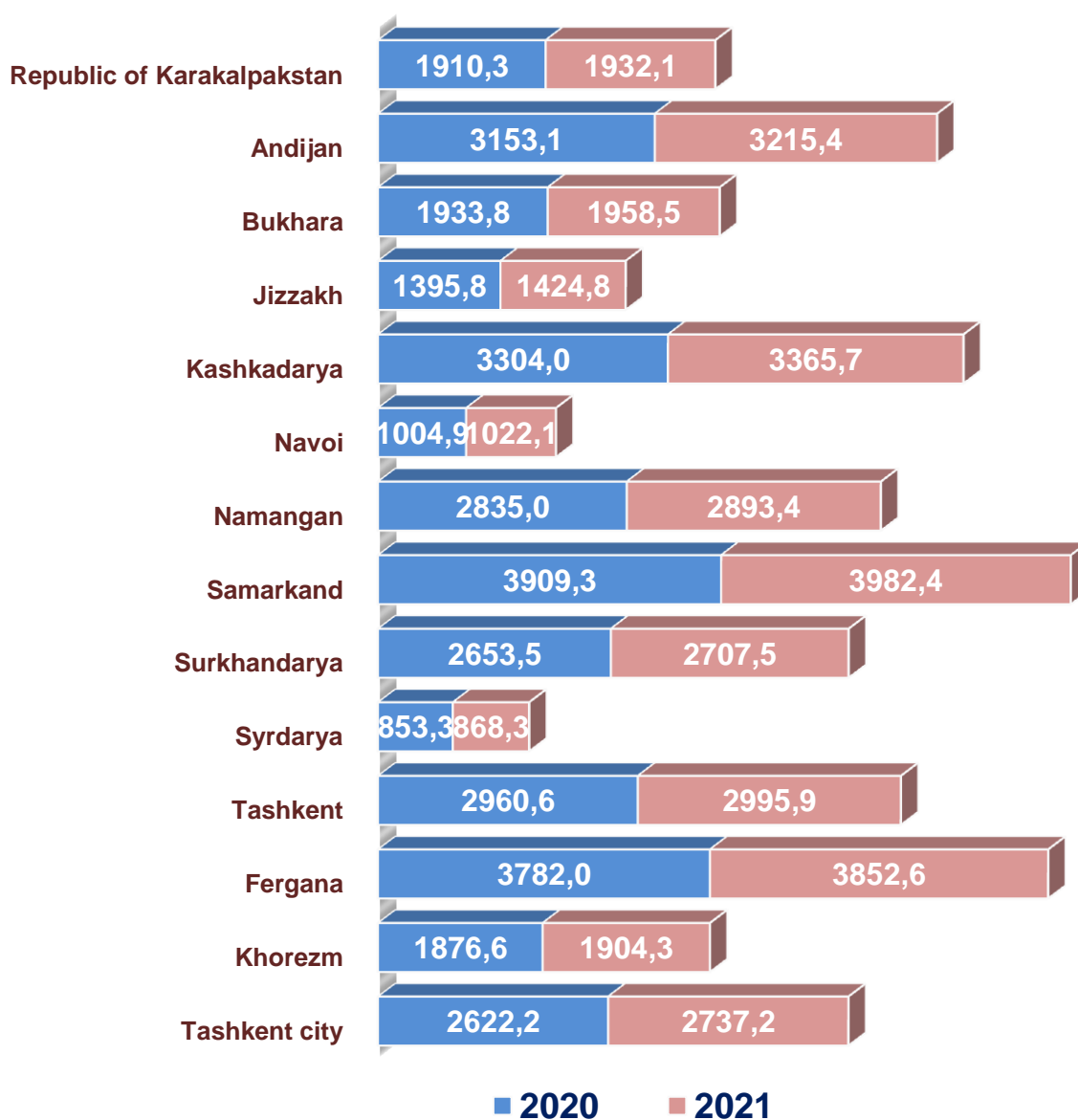
	Thousand people
 ✓ Number resident population	34 860,2
 ✓ Number of live births	390,7
 ✓ Number of deaths	79,7
 ✓ Number of marriages	119,0
 ✓ Number of divorces	19,4
 ✓ Number of arrivals	147,2
 ✓ Number of departures	156,8



Resident population (as of July 1, 2021)




Resident population by region, thousand people






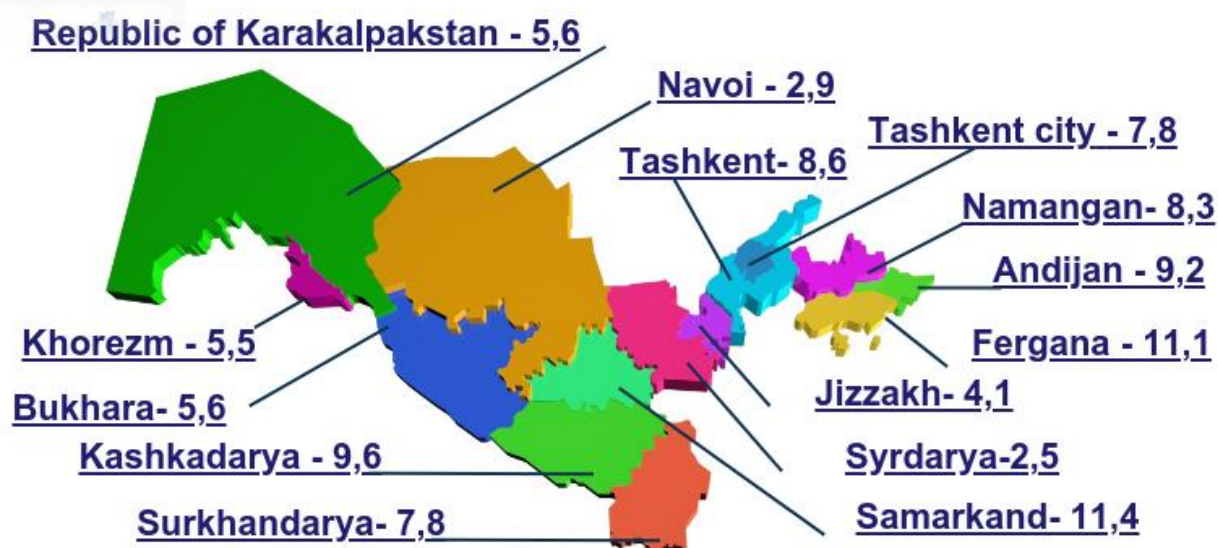
Resident population growth rate
(as of July 1, 2021 to the corresponding period
of the last year, %)




The analysis showed that in the context of regions, as of July 1, 2021, the largest share in the total population of the republic is observed in Samarkand - **11.4%**, Fergana - **11.1%**, Kashkadarya - **9.6%** and Andijan - **9.2%** regions.



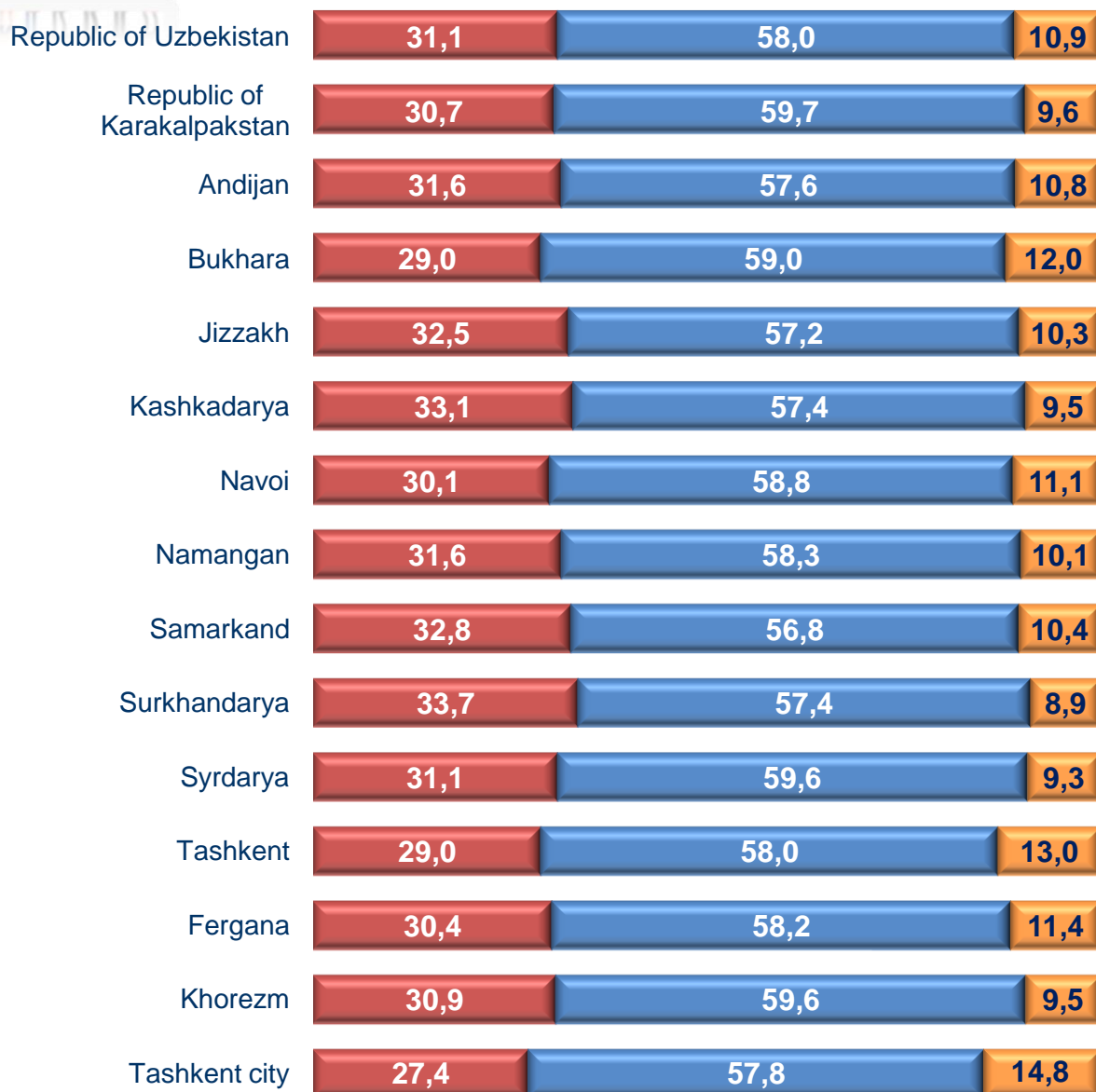
Distribution of resident population by region
(as of July 1, 2021, %)



According to preliminary data, as of July 1, 2021, **31.1%** of the total resident population in the republic are under working age, **58.0%** are of working age and **10.9%** are older than working age.



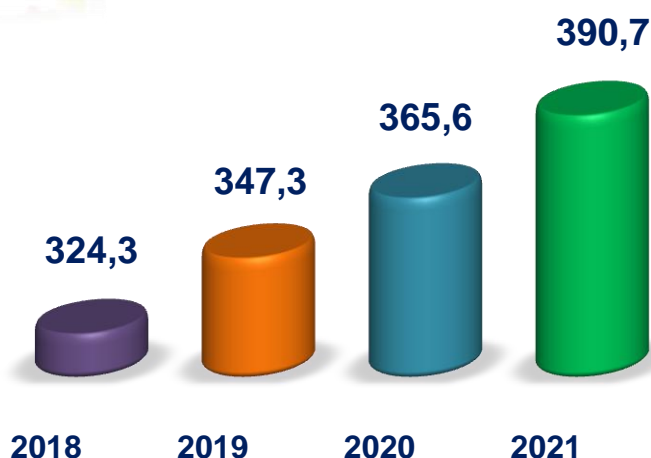
**Distribution of the resident population
by main age groups
(as of July 1, 2021, %)**



■ younger than working age ■ at working age ■ older than working age



Number of live births
(for January-June, thousand people)



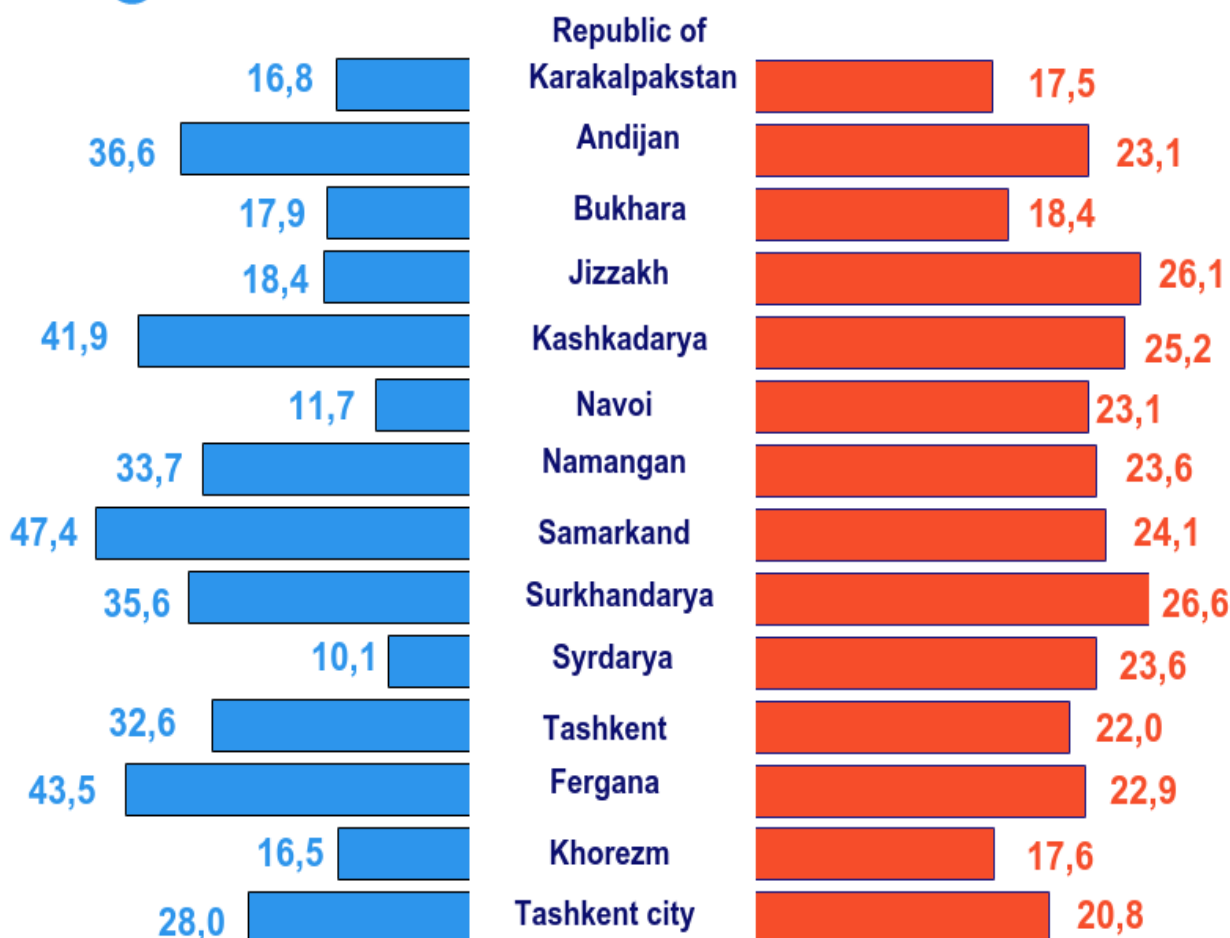
for January-June 2021



Number of births,
thousand people



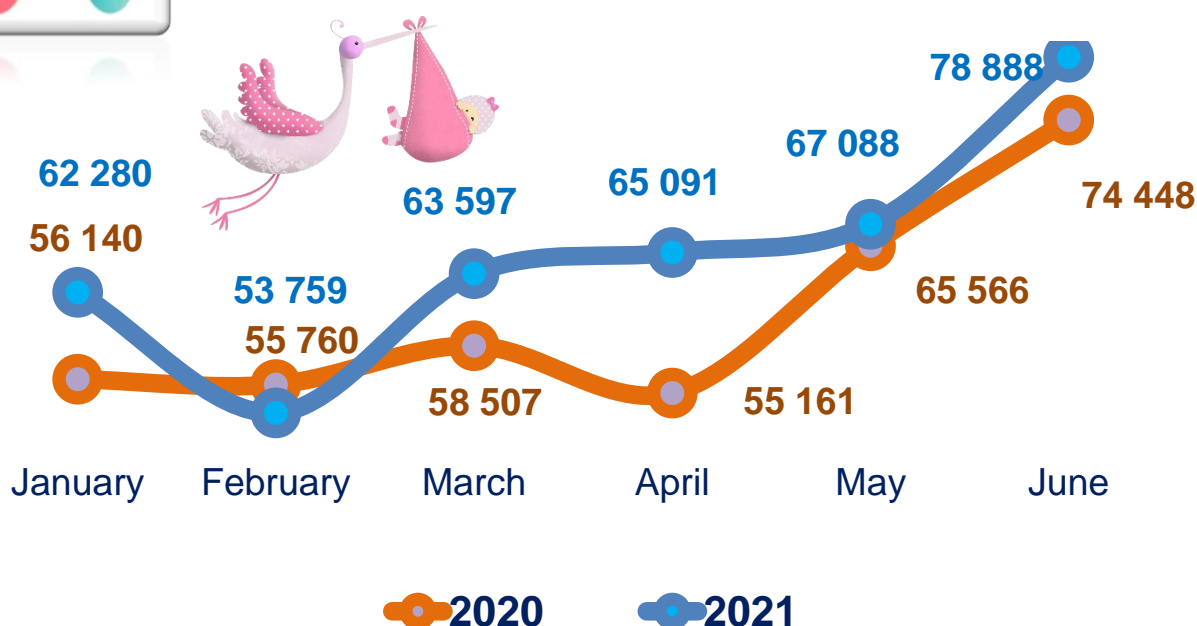
Birth rate
per 1000 population, ppm



In January-June 2021, **390.7** thousand born children were registered, respectively, the birth rate per 1000 population was **22.7** ppm and, compared to the same period in 2020, increased by **1.1** ppm (in 2020 – **21.6** ppm).



Number of birth by month (people)



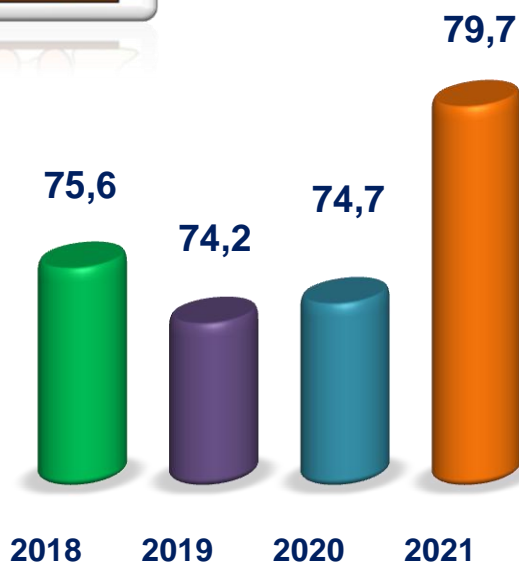
When analyzing the number of births by month, the largest number was observed in June 2020 (**74 448** people) and June 2021 (**78 888** people).

In contrast, the lowest number of births was recorded in April 2020 (**55 161** people) and February 2021 (**53 759** people).

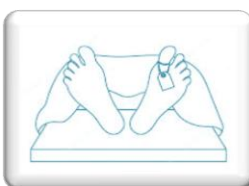
Please note: a child is considered to be born alive if one of the criteria for live birth is present (breathing, heartbeat, pulsation of the navel, involuntary muscle contraction). In this case, the mother's pregnancy should be from 22 weeks or more, the child's height should be from 25 cm or more, the weight should be from 500 grams or more.



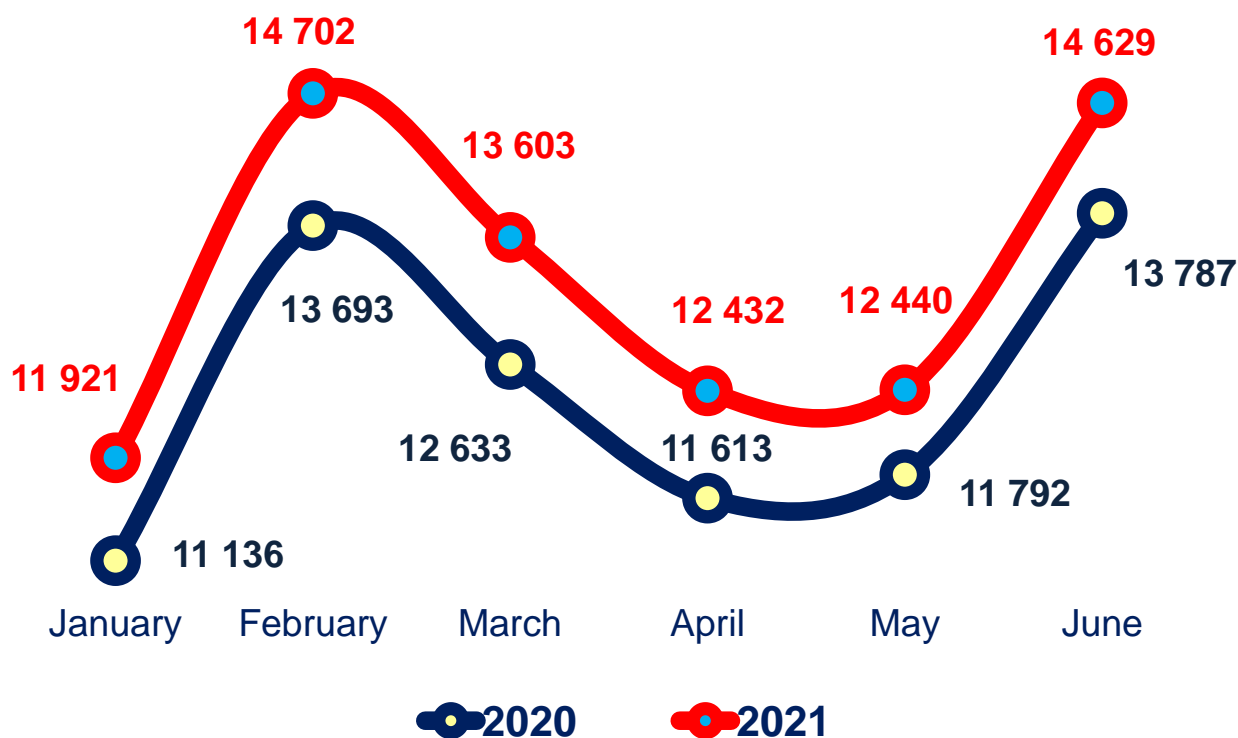
Number of deaths (for January-June, thousand people)



Mortality. Over the past period of 2021, **79.7** thousand deaths were registered, respectively, the mortality rate was **4.6** ppm and, compared to the same period in 2020, increased by **0.2** ppm (in 2020 - by **4.4** ppm).



Number of deaths by month (people)

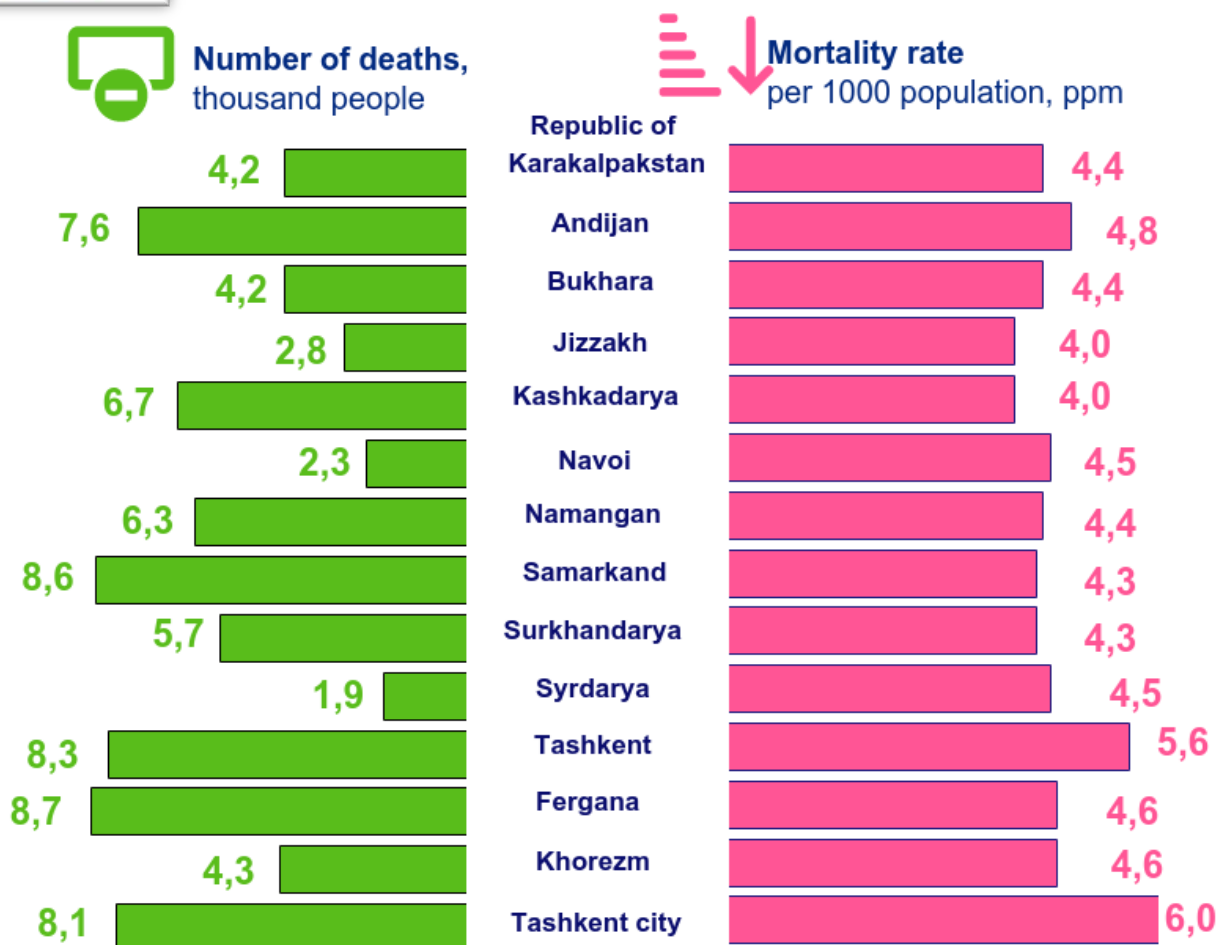


When analyzing mortality by region for the past period of 2021, the largest number of deaths per 1000 population was recorded in the city of Tashkent (**6.0** ppm).

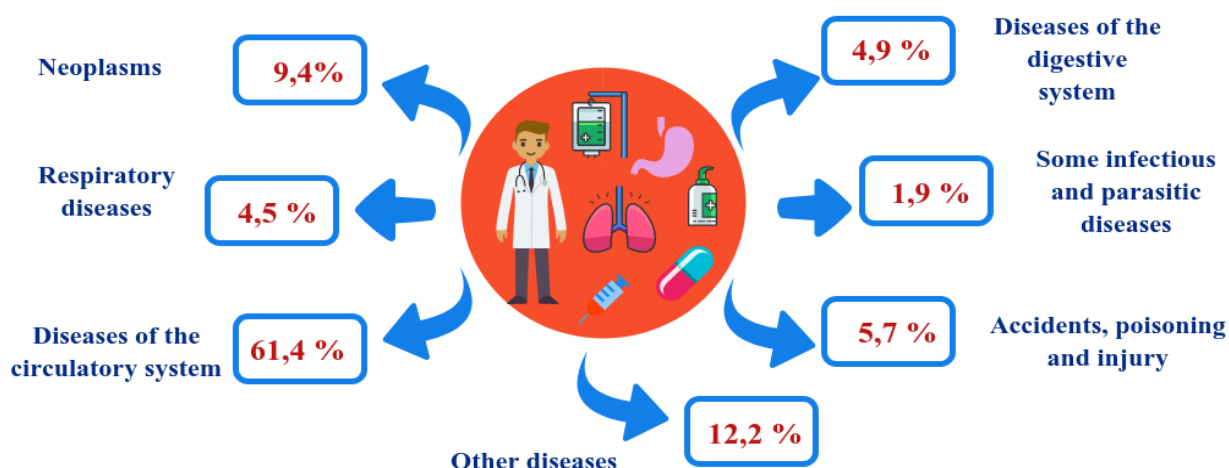
Conversely, the lowest mortality rate per 1000 inhabitants was noted in Jizzakh and Kashkadarya regions (**4.0** ppm).



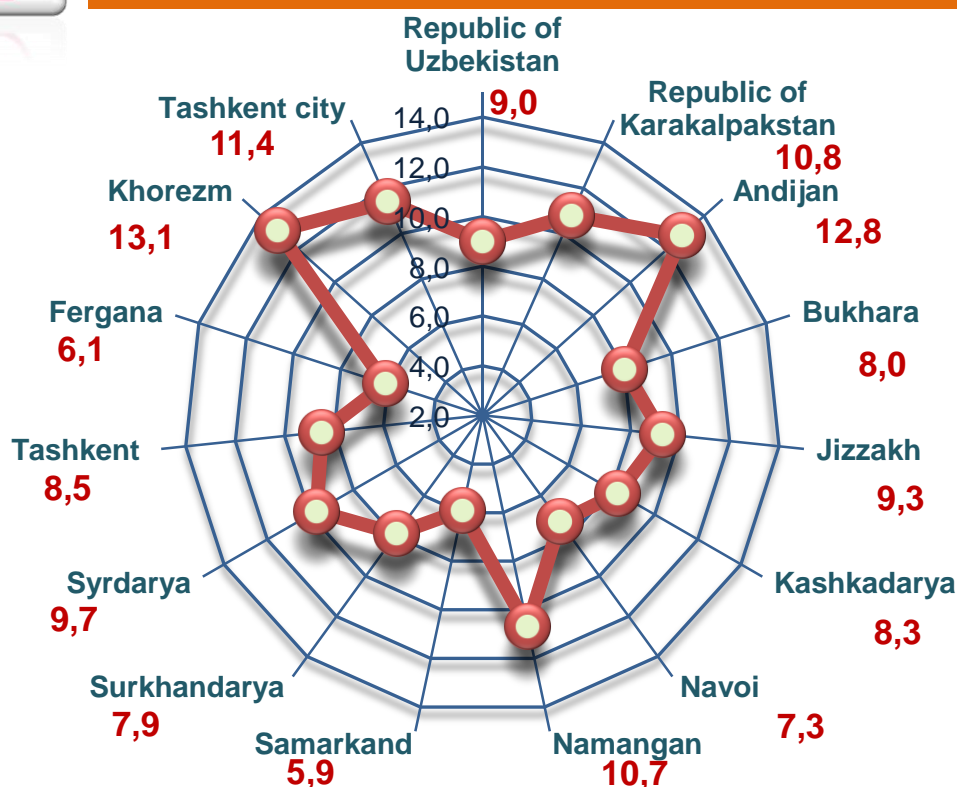
Number and coefficient of deaths by region (for January-June 2021)



Of the total number of registered deaths in January-June 2021, **61.4%** accounted for diseases of the circulatory system, **9.4%** - neoplasms, **5.7%** - accidents, poisoning and injuries, **4.9%** - diseases of the digestive system, **4.5%** - respiratory diseases, **1.9%** - infectious and parasitic diseases and **12.2%** - other diseases.




Infant mortality rate by region (for January-June 2021, per 1000 live births)



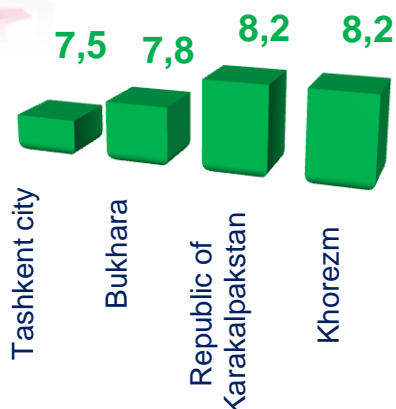
Over the past period, the number of registered deaths of children under the age of 1 year amounted to **1.8** thousand, of which **59.2%** died from conditions arising in the perinatal period, **18.4%** - from respiratory diseases, **11.4%** - from congenital anomalies, **2.8%** - from infectious and parasitic diseases, **1.8%** - from accidents, poisoning and injuries, **0.7%** - from diseases of the digestive system, **5.7%** - from other diseases.



Number of marriages (for January-June, thousand units)

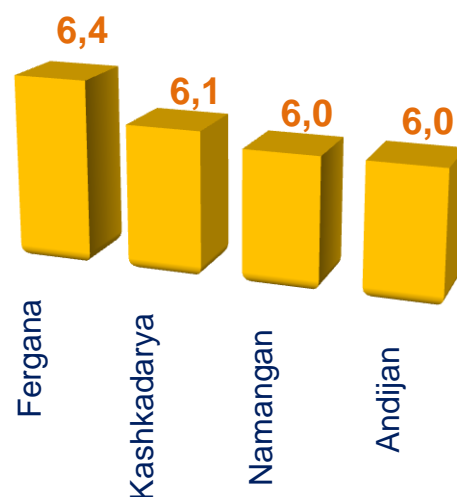


Marriage rate by region (for January-June 2021, per 1000 population)



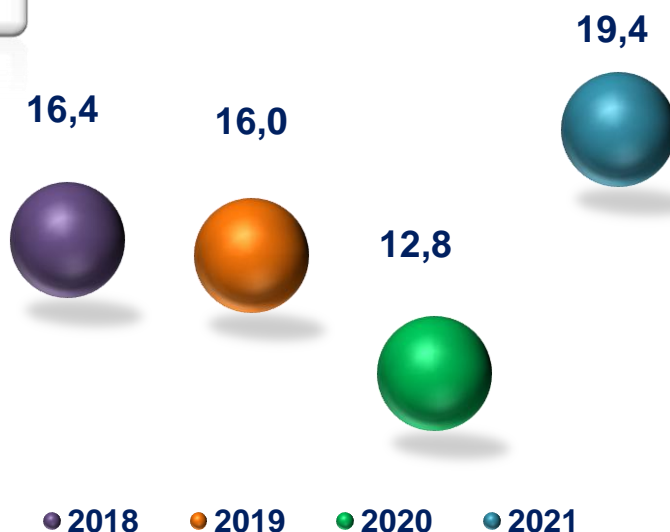
A high marriage rate (per thousand) in the regions of the republic was noted in the Khorezm region (8.2), the Republic of Karakalpakstan (8.2), as well as in the Bukhara (7.8) region and the city of Tashkent (7.5).

A low marriage rate (in ppm) has developed in certain regions, for example, in Andijan (6.0), Namangan (6.0), Kashkadarya (6.1) and Fergana (6.4) regions.

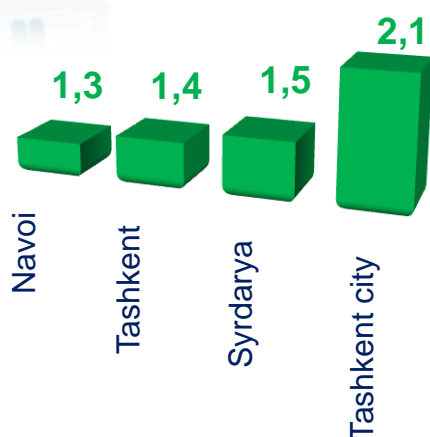




Number of divorces (for January-June, thousand units)

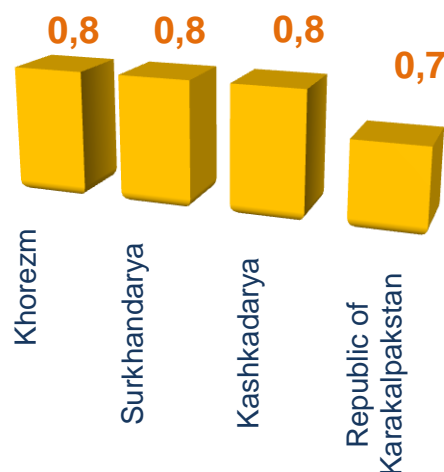



Divorce rate by region (for January-June 2021, per 1000 population)



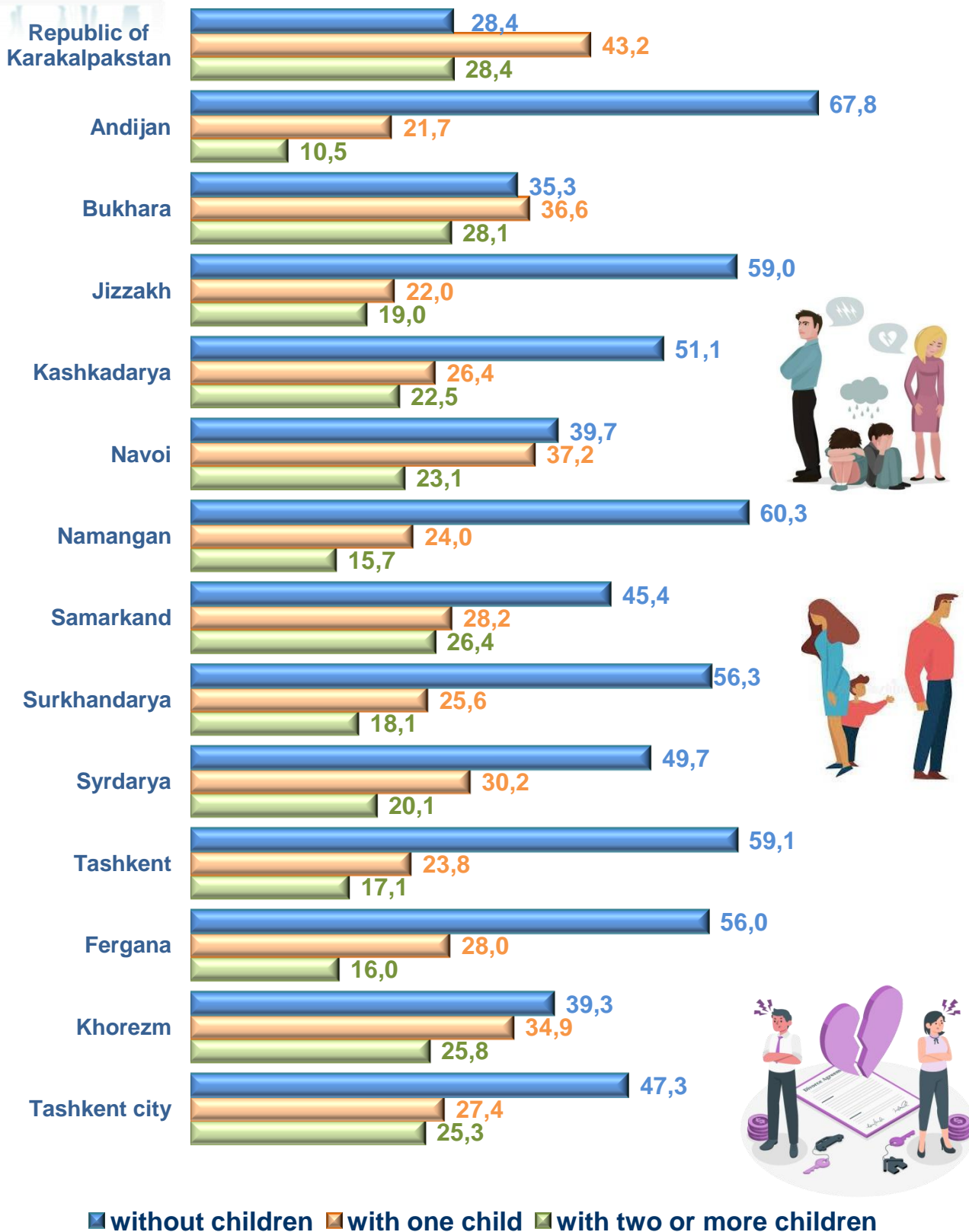
The highest divorce rate (per thousand) was observed in the city of Tashkent (2.1), Syrdarya (1.5), Tashkent (1.4) and Navoi (1.3) regions.

Along with this, a low level of divorces (per thousand) was recorded in the Republic of Karakalpakstan (0.7), Kashkadarya (0.8), Surkhandarya (0.8) and Khorezm (0.8) regions.





Distribution of divorces in regions by the total number of children, % (for January-June 2021, %)





Population migration (for January-June 2021)

In January-June 2021, the number of arrivals totaled **147 152** people, including **146 160** people from the regions of the republic, **992** people from foreign countries. The total number of those who left was **156 849** people, including **146 160** people to the regions of the republic, **10 689** people to foreign countries. The migration balance was minus **9 697** people.

For reference: For the same period in 2020, the number of arrivals amounted to 107,640 people, and the number of departures was **109 450**. The balance of migration was minus **1 810** people.

The number of people who changed their permanent place of residence in the Republic of Uzbekistan (for January-June 2021, people)

	Arrived			Departed		
	Total	of them:		Total	of them:	
		from other regions of the republic	from foreign countries		from other regions of the republic	from foreign countries
Republic of Uzbekistan	147 152	146 160	992	156 849	146 160	10 689
Republic of Karakalpakstan	7 254	7 156	98	11 491	7 805	3 686
regions:						
Andijan	3 680	3 672	8	5 362	5 227	135
Bukhara	3 853	3 845	8	6 091	5 995	96
Jizzakh	5 020	5 015	5	6 292	6 176	116
Kashkadarya	6 612	6 602	10	11 542	11 451	91
Navoi	4 833	4 818	15	5 723	5 183	540
Namangan	1 824	1 814	10	3 290	3 180	110
Samarkand	5 735	5 729	6	9 857	9 553	304
Surkhandarya	6 986	6 973	13	10 157	10 051	106
Syrdarya	4 515	4 477	38	5 354	5 196	158
Tashkent	20 113	19 743	370	24 409	21 567	2 842
Fergana	5 558	5 549	9	7 817	7 572	245
Khorezm	6 420	6 414	6	7 626	7 414	212
Tashkent city	64 749	64 353	396	41 838	39 790	2 048

FOREIGN MIGRATION

The number of people who arrived in the Republic of Uzbekistan for permanent residence from foreign countries amounted to **992** people.



The number of arrivals to the country from abroad
(for January-June 2021, in %)



Kazakhstan



Tajikistan



Russia



Kyrgyzstan



Turkmenistan




Other countries

The largest share of arrivals from abroad to the Republic of Uzbekistan (in% of their total number) is accounted for by arrivals from Kazakhstan (**35.9%**), Tajikistan (**21.6%**), the Russian Federation (**17.1%**) and Kyrgyzstan (**6.3%**), the smallest - from Turkmenistan (**4.0%**) and other countries (**15.1%**).



The number of people who left the Republic of Uzbekistan for permanent residence in foreign countries amounted to 10 689 people.



**The number of people who left the Republic
of Uzbekistan to foreign countries**
(for January-June 2021, in %)



The largest share of those who left the Republic of Uzbekistan (in% of their total number) falls on those who left for Kazakhstan (**65.6%**), the Russian Federation (25.3%) and Israel (**2.2%**), the smallest - in Kyrgyzstan (**1.6%**), Tajikistan (**1.0%**) and other countries (**4.3%**).

Department of Demography and Labor Statistics
Contact number 71 202-80-65, 67